

**STATE OF NEW JERSEY
DEPARTMENT OF THE TREASURY**

Statistics of Income

2018 Gross Income Tax Returns
Tax Filing Date April 15, 2019



Office of Revenue and Economic Analysis

December, 2023

THIS PAGE INTENTIONALLY LEFT BLANK

Executive Summary

This report provides statistical information to the public based on New Jersey Gross Income Tax returns filed for Tax Year 2018. The data are gathered from NJ-1040 forms as submitted to the Division of Taxation.

The body of the report is made up of 140 pages of detailed tables, providing amounts reported on the NJ-1040 form aggregated by income group, resident/non-resident status, filing status, etc. The Guide that begins on page 5 provides a user-friendly explanation of the income tax. It shows the total amounts reported on key lines of the tax form and explains how they relate to each other.

Full-year residents are a major focus of the report because they account for 86.7% of tax returns, 86.9% of gross income, and 86.7% of net tax liability. Key results for full-year residents are:

- Gross income - Taxpayers reported \$394.2 billion of gross income, a 3.5% increase over 2017. This growth rate is 0.3 percentage points faster than the average annual rate over the previous four years. Gross income grew at a rate of 3.2% per year between 2014 and 2017.
- Employee compensation - The largest category of gross income by far, it accounts for 70.9% of total income. Filers reported \$289.5 billion of employee compensation, also a 3.5% increase from 2017. It is about 0.2 percentage points more than the prior four-year average annual growth rate of 3.3%.
- Other income categories – Nonwage income rose 5.4% to \$118.6 billion. This is relative to an average annual growth rate of 4.0% from 2014 to 2017. The seven largest categories of gross income, *from largest to smallest*, were gross retirement income (up 6.0% from 2017), partnership income (a 0.3% decrease from 2017), net capital gains (0.6% increase), net business profits (5.6% increase), S corporation income (17.7% increase), dividends (6.8% increase), and a residual category, that includes interest, (8.9%).
- Exemptions and deductions - The total value of exemptions was \$11.4 billion, and the total value of deductions was \$12.9 billion. (The property tax deduction is noted separately below.) Deductions increased by 1.9% and exemptions increased by 0.2% between 2017 and 2018. Exemptions increased by 2.3% per year during the prior four years. Deductions rose 6.8% per year over the same period. The largest deduction was the unreimbursed medical expense deduction (\$10.7 billion); it rose by 1.5% in 2018. The alternative business calculation adjustment, given full phase-in in 2017, increased by 5.7%. Deductions growth exceeded exemptions growth primarily because of strong in these two major deduction categories. Since exemptions are driven by demographic variables that are not subject to much annual variation, exemptions were relatively

constant. The dependent categories (children and others) fell by respective amounts of 1.2% and 2.4%. The larger exemptions (regular and dependent children) were unable to offset the stronger growth tendencies of the larger deductions (medical expenses, business losses).

- Taxable income - This category, pre-property tax deduction (see Table I.2a), grew by 3.8% to \$372.7 billion. The prior four years averaged 3.2% per year. New Jersey taxable income (post-property tax deduction) also grew by 3.8% to \$359.9 billion. It averaged 3.2% per year in the prior four years. The tax base increased in 2018 primarily because of similar growth rates in gross income and taxable incomes. Slower combined exemption and deduction growth (1.1%) limited the effects of these subtractions from stronger growth in gross income (3.5%). The rise in the taxes paid ceiling on the property tax deduction seems not to have affected any difference between the taxable incomes. Total property tax deductions increased 2.8% in 2018 to \$12.9 billion.
- Pre-credit liabilities - This category grew by 6.2% to \$17.0 billion during 2018. The prior four years' average growth was 4.2% per year. The 2.0 percentage point rise seems attributable to the new 10.75% bracket for returns reporting over \$5,000,000 in taxable income and slower growth in deductions and exemptions.
- Tax credits - Nonrefundable tax credits are comprised of the credit for income tax paid to other jurisdictions, the sheltered workshop tax credit, and the gold star credit. These credits amounted to \$3.8 billion in 2018 and grew by 2.4% over 2017. This is smaller than the prior four-year average annual growth 5.3% per year. This might reflect the new 10.75% bracket. Assuming constant state tax payments to other jurisdictions, growth in the schedule tax liability can turn the credit calculation in favor of the out-of-state tax payments or leave it the same. This reduces the increase in the credit and its growth rate. The refundable credits (Earned Income, property taxes paid, and Wounded Warrior) increased 4.2% to \$528.0 million.
- Net charged tax, which increased 7.3% to \$12.7 billion, is a product of weak credit growth, faster taxable income growth, the addition of a new taxable income bracket on the NJ1040, reduced Federal income tax rates and other changes in the Tax Cuts and Jobs Act, plus stagnant exemptions and deductions.

In addition to full-year residents, the other three types of income tax filers are part-year residents, non-residents, and fiduciaries. Including all four categories, the total number of tax returns filed were 4.99 million (a 1.3% increase from 2017); the total amount of gross income reported was \$453.5 billion (a 4.1% increase); and the net tax liabilities increased from \$13.6 billion to \$14.7 billion (an 8.0% increase).

Lastly, taxpayer behavior seems to have been impacted in numerous ways by federal income tax law changes under the Tax Cuts and Jobs Act and by the addition of a new State tax bracket for returns reporting more than \$5,000,000 in taxable income. These impacts are noted in the following discussion.

Guide to the Statistics of Income Report

This Guide has five parts: (1) Overview, (2) Gross Income and Its Components, (3) Exemptions and Deductions, (4) Credits and Net Charged Tax, and (5) Filing Types.

Overview

Figures 1 and 2 provide a visual overview of New Jersey's Gross Income Tax, focusing on full-year resident returns. Circles represent dollar amounts of different sizes (the larger the circle, the bigger the amount), color-coded by category. Figure 1 covers data from the first two pages of the NJ-1040 tax form, and Figure 2 covers data from the third page.

In Figure 1, gross income and its components are displayed in purple. Exemptions, deductions, and exclusions are in blue. Taxable income is in red, and tax before credits is in green.

The total New Jersey gross income (line 29 of the NJ-1040 tax return form) was \$394.2 billion. It is represented by a large purple circle.

The smaller surrounding purple circles break this total into its constituent components (lines 15–26 on the tax form). The largest component by far is employee compensation (line 15), which comes to \$289.5 billion, or about 70.9% of total income.

The other components, *from largest to smallest*, are gross retirement income (\$30.2 billion, line 20a), partnership income (\$24.8 billion, line 21), net capital gains (\$15.8 billion, line 19), net profits from business (\$15.2 billion, line 18), S corporation income (\$15.1 billion, line 22), dividends (\$8.5 billion, line 17), miscellaneous income (\$2.97 billion, line 26), taxable interest income (\$2.95 billion, line 16a), net income from rents, royalties, patents, and copyrights (\$1.9 billion, line 23), alimony received (\$0.8 billion, line 25), and net gambling winnings (\$0.4 billion, line 24). The sum of these components plus employee compensation equal total income (\$408.1 billion). Subtraction of the retirement income exclusions (\$20.6 billion) and adding back excess exclusions (\$6.7 billion) gives New Jersey gross income of \$394.2 billion.

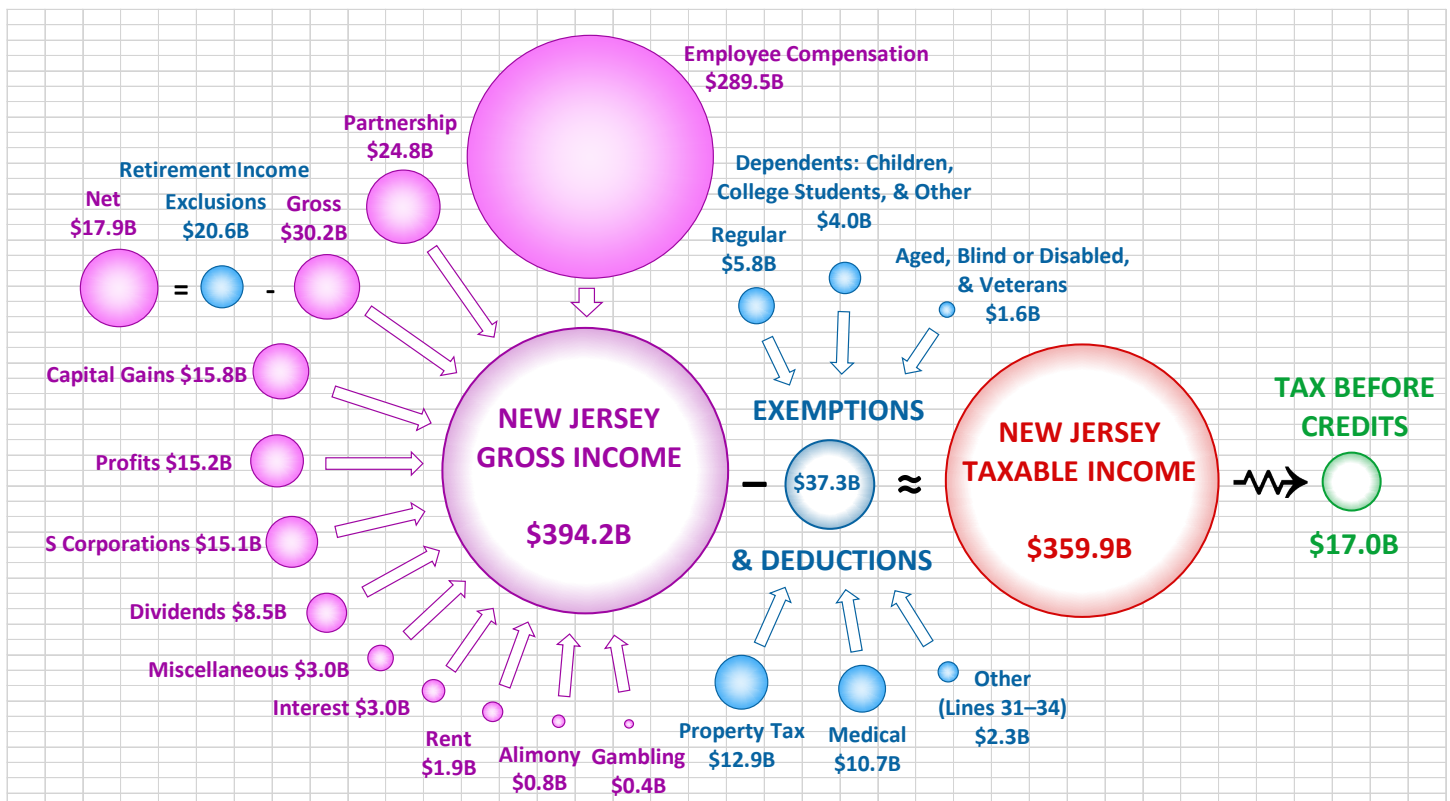
Taxpayers then subtracted \$24.4 billion in exemptions and deductions (large blue circle, and line 36). The result is taxable income (line 37) of \$372.7 billion. Figure 1 is simplified by collapsing all subtractions from gross- and taxable income in deriving New Jersey taxable income. The exemptions (upper blue circles) are tallied on lines 6–12 of the tax form, then converted into dollar amounts on line 30, as follows: the regular exemption (line 6) is \$1,000 for each taxpayer. The exemption for dependents (lines 10 to 12) is \$1,500 each for dependents not in college, and \$1,000 each for dependents in college. Additional exemptions for the aged (65 or over), and the blind or disabled are also \$1,000 each. The veterans' exemption is \$3,000 each. Total exemptions sum to \$11.4 billion. Deductions include unreimbursed medical expenses (line 31), and four other items (lines 32–35): alimony paid, qualified conservation contributions, health enterprise zones, and alternative business calculation adjustments. The largest deduction in return year 2018 was unreimbursed

medical expenses, at \$10.7 billion. Total deductions were \$12.9 billion. The property tax deduction is based on the first \$15,000 of property taxes paid by homeowners or imputed at a rate of 18% of rent paid by tenants on their principal residence. It is determined by calculating the pre-credit tax based on line 41 with- and without the deduction. If the difference in pre-credit taxes exceeds \$50 (or \$25 for people filing separate), the property tax deduction is taken. It is a function of both spending and how pre-credit liabilities are affected. In 2018, total property tax deductions were \$12.9 billion.

Gross income was ultimately reduced by \$11.4 billion in exemptions and \$12.9 billion in non-property tax deductions to obtain a taxable income of \$372.7 billion. Since negative income entries are not permitted on the return, gross income was reduced by, at most, \$24.4 billion. Next, taxable income was reduced property tax deductions worth \$12.9 billion indicates a New Jersey taxable income amount of \$359.9 billion (red circle). Zeroing out negative income entries raises the sum of individual incomes to the above figure. The diagram visually collapses the two-step process into a more simplified presentation. It is based on the subtraction of exemptions and deductions (to taxable income) and then property tax deductions (to New Jersey taxable income). Additionally, the sum of exemptions and deductions plus the property tax deduction totals \$37.3 billion. This number is subject to rounding error. See Note 5.

Once they have calculated their New Jersey taxable income, filers use the NJ-1040 Tax Table or one of the NJ-1040 Tax Rate Schedules to calculate tax before credits (green circle, and line 41). Total pre-credit tax was \$17.0 billion.

Figures I & 2: Income and Tax Calculations, 2018 Full-Year Residents



The State tax rates for single and married separate filers were as follows:

- 1.4% on the first \$20,000 of taxable income
- 1.75% on taxable income from \$20,000 to \$35,000
- 3.5% on taxable income from \$35,000 to \$40,000
- 5.525% on taxable income from \$40,000 to \$75,000
- 6.37% on taxable income from \$75,000 to \$500,000
- 8.97% on taxable income from \$500,000 to \$5,000,000
- 10.75% on taxable income above \$5,000,000 (new in 2018)

The tax rates for married, head-of-household, and widow(er) filers were:

- 1.4% on the first \$20,000 of taxable income
- 1.75% on taxable income from \$20,000 to \$50,000
- 2.45% on taxable income from \$50,000 to \$70,000
- 3.5% on taxable income from \$70,000 to \$80,000
- 5.525% on taxable income from \$80,000 to \$150,000
- 6.37% on taxable income from \$150,000 to \$500,000
- 8.97% on taxable income from \$500,000 to \$5,000,000
- 10.75% on taxable income above \$5,000,000 (new in 2018)

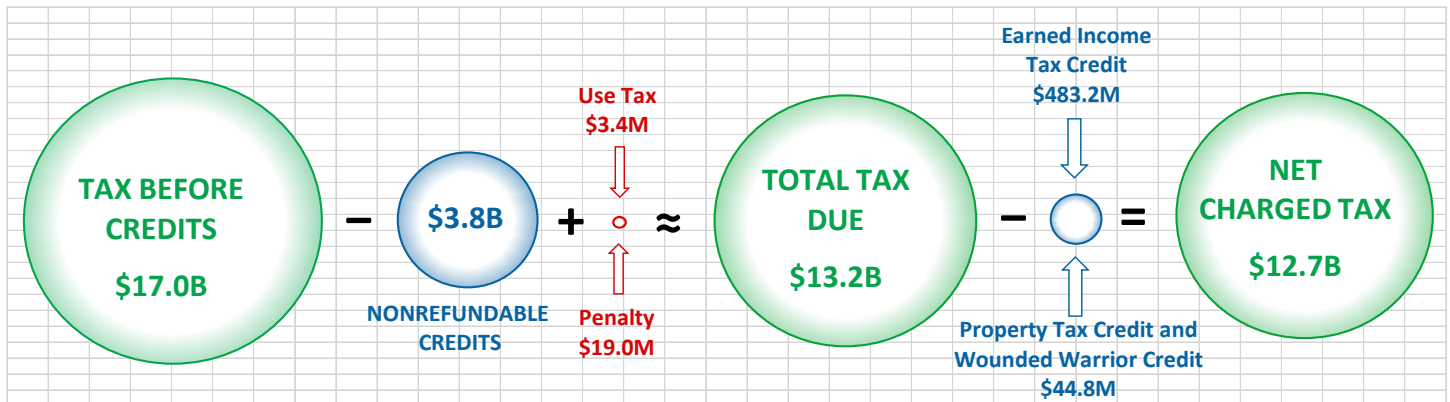


Figure 2 illustrates how the tax before credits (line 41) becomes: first, the total tax due (the amount taxpayers owe the State) and then net charged tax (the amount the State can expect to receive). Net charged tax is not a line item on the tax form. It is equal to total tax due (line 52) minus the property tax credit (line 54) the Earned Income Credit (line 55) and the Wounded Warrior Caregivers Credit (line 60). These are *refundable* tax credits, which means that they have the potential to reverse the flow of revenue from the taxpayer owing the State to the State owing the taxpayer.¹

¹ Most tax credits can only reduce the tax liability to zero. A *refundable* tax credit is paid in full even it exceeds the pre-credit tax liability.

Hence, net charged tax is a measure of how much taxpayers ultimately contribute to State revenue for the given tax year, inclusive of withholdings, estimated payments, and final payments and refunds. Credits forward have the potential to increase a refund or decrease estimated- or final payments, or even withholdings in a future return year.

After calculating their tax before credits (line 41), filers subtract nonrefundable credits (credit for income taxes paid to other jurisdictions (line 42), child and dependent care expense credit (line 44), sheltered workshop credit (line 46), and gold star credit (line 48) to obtain balance of tax (line 49). Use tax due on non-taxed purchases (line 50), and interest penalties on the underpayment of estimated tax (line 51)² are added to balance of tax to obtain total tax due (line 52).

The credit for income taxes paid to other jurisdictions represents approximately 22.2% of pre-credit tax liabilities, or \$3.8 billion. This indicates that New Jersey residents pay significant amounts in income taxes to other jurisdictions. Most of credit utilization is attributable to New Jersey residents who are required to pay income taxes to New York, since, many New Jersey residents work in that jurisdiction. New York does not have a reciprocal tax agreement with New Jersey, which implies all income earned by New Jersey residents in New York is subject to New York income tax. In contrast, because of the Pennsylvania-New Jersey Reciprocal Income Tax Agreement, most New Jersey residents who work in Pennsylvania do not have to pay Pennsylvania's income tax on wage income, and instead are required to pay New Jersey's income tax. However, unincorporated business income earned by New Jersey residents in Pennsylvania is taxable in Pennsylvania. Additionally, income earned in Pennsylvania municipalities is usually taxed at the local level. These local taxes on earned income also contribute to the size of the credit. Unlike the credit for income taxes paid to other jurisdictions, the use tax due on out-of-state purchases and the estimated tax underpayment penalty have a small impact on tax revenue.

Net charged tax is calculated by subtracting the refundable credits from total tax due (line 52). Since these credits are fully refundable, net charged tax is negative for some low-income taxpayers. Overall, net charged tax for full-year residents in Tax Year 2018 totaled \$12.7 billion. It rose by 7.3% from the 2017 figure of \$11.8 billion.³

¹ Most tax credits can only reduce the tax liability to zero. A refundable credit is paid in full even if it exceeds the pre-credit tax liability.

Gross Income and Its Components — Table I.1

The remainder of this Guide presents a series of four tables, each with three or four panels. The first three tables focus on full-year residents, adding further precision and an historical dimension to the information presented in the Overview section, i.e., the components of New Jersey gross income (Table I.1a, Table I.1b), exemptions and deductions (Table I.2), and credits and net charged tax (Table I.3). The fourth table provides information about the other types of income tax filers besides full-year residents, i.e., part-year residents, nonresidents and fiduciaries.

Table I.1a Gross Income					
	2014	2015	2016	2017	2018
(a) Levels (b\$)					
<i>Employee Compensation</i>	\$253.9	\$263.9	\$268.7	\$279.8	\$289.5
<i>non-Employee Compensation</i>	100.0	101.4	100.9	112.6	118.6
<i>Capital income</i>	22.6	20.7	19.4	26.1	27.3
Interest	2.3	2.3	2.3	2.4	3.0
Dividends	7.2	7.0	7.0	8.0	8.5
Net Capital Gains	13.1	11.5	10.1	15.7	15.8
<i>Unincorporated Business Income</i>	48.0	50.5	50.6	53.7	56.9
Proprietorship Income	12.7	13.5	13.9	14.4	15.2
Partnership Income	22.8	23.4	22.3	24.9	24.8
S-corporation Income	10.8	11.9	12.6	12.8	15.1
Rentals, Royalties, Patents, ...	1.7	1.7	1.7	1.7	1.9
<i>Gross Retirement Income</i>	25.5	26.3	26.8	28.5	30.2
<i>Other</i>	4.0	3.9	4.0	4.2	4.2
Alimony Received	0.7	0.7	0.7	0.7	0.8
Net Gambling Winnings	0.3	0.3	0.5	0.2	0.4
Miscellaneous Income	3.0	2.9	2.8	3.3	3.0
<i>Total Income</i>	353.9	365.3	369.6	392.3	408.1
Retirement Income Exclusions	7.7	7.8	7.9	14.0	20.6
Excess Retirement Income Exclusions	0.8	0.8	0.7	2.7	6.7
<i>Gross Income</i>	346.9	358.3	362.4	381.0	394.2
(b) Average Annual Percent Changes		2014-2016	2014-2017	2016-2017	2017-2018
<i>Employee Compensation</i>		2.9%	3.3%	4.1%	3.5%
<i>non-Employee Compensation</i>		0.4%	4.0%	11.6%	5.4%
<i>Capital income</i>		-7.2%	5.0%	34.4%	4.4%
Interest		0.0%	1.8%	5.5%	21.3%
Dividends		-1.3%	3.4%	13.5%	6.8%
Net Capital Gains		-12.0%	6.4%	55.6%	0.6%
<i>Unincorporated Business Income</i>		2.7%	3.8%	6.1%	6.0%
Proprietorship Income		4.4%	4.1%	3.5%	5.6%
Partnership Income		-0.9%	3.0%	11.3%	-0.3%
S-corporation Income		8.3%	5.8%	1.2%	17.7%
Rentals, Royalties, Patents, ...		1.5%	-0.1%	-3.0%	12.3%
<i>Gross Retirement Income</i>		2.6%	3.9%	6.5%	6.0%
<i>Other</i>		0.3%	1.5%	4.0%	0.2%
Alimony Received		3.3%	-0.5%	-7.6%	13.5%
Net Gambling Winnings		34.2%	-6.2%	-54.1%	100.7%
Miscellaneous Income		-3.7%	2.6%	16.4%	-8.9%
<i>Total Income</i>		2.2%	3.5%	6.2%	4.0%
Retirement Income Exclusions		1.1%	22.0%	77.6%	46.8%
Excess Retirement Income Exclusions		-0.9%	53.4%	267.9%	145.2%
<i>Gross Income</i>		2.2%	3.2%	5.1%	3.5%

Table I.1a covers gross income and its components, for the five return years from 2014 to 2018. The major income components are employee compensation (EC) and non-employee compensation income (NCI). The latter component is split into:

- Capital income (KI) is comprised of interest, dividends, and net capital gains. Interest- and ordinary dividends income comes from federal Schedule B. Qualified dividends and capital gains-related income are taken from federal Schedule D. Capital losses are restricted to zero per State tax law.
- Unincorporated business income (UBI) is the sum of proprietorship income (adjusted federal Schedule C), partnership income, S-corporation income and net income from rentals, royalties, patents, copyrights, and estates. This group, excluding proprietorships, is derived from federal Schedule E. Income losses are zeroed out per New Jersey Tax law and some expenses from Schedule C might be adjusted.
- Gross retirement income (GRI) is receipts from pensions, annuities, individual retirement accounts and other retirement vehicles before exclusions.
- The other category is the sum of alimony received, net gambling winnings and a miscellaneous category.

Panel (a) reports money amounts, in billions of dollars and panel (b) reports average annual growth rates for the 2014 to 2016 period, the 2014 to 2017 period, 2016 to 2017 and 2017 to 2018. Panel (b) reports that total income grew by 2.2% per year between 2014 and 2016 and hit 6.2% in 2017 and dropped to 4.0% in 2018. Gross income followed a similar pattern of 2.2% per year for 2014 to 2016, peaked at 5.1% in 2017 and decreased to 3.5% in 2018. The primary difference between the aggregate measures is the increase in maximum retirement income exclusions, in 2017 (from \$20,000 to \$40,000 for joint returns) and 2018 (\$60,000 for joint returns), which reduce gross income. They averaged \$7.8 billion from 2014 to 2016, and increased to \$20.6 billion by 2018. The exclusions seemed to exert a negative effect on gross income, as annual growth rates were smaller than those for total income in 2017 and 2018, but not in the 2014 to 2016 period.

Panel (b) of Table I.1b (below) indicates that employee compensation, as a share of total income held steady in the 71% to 72% range between 2014 and 2018. Non-compensation income showed a complimentary pattern: it ranged from about 28% of total income to 29% by 2018. The annual percent changes (Table I.1a) in employee compensation were similar to total income and is a consequence of the relative size of employee compensation. Non-compensation income seems more variable by year, in spite of a relatively constant total income share as component growth rates can exhibit larger swings than compensation. Non-compensation grew 0.4% per year between 2014 and 2016, then 11.6% in 2017, and 5.4% in 2018.

KI seems to show more variation than other components of NCI. Per Table I.1a, the annual percent change of KI fell 7.2% per year in between 2014 and 2016, then increased by 34.4% in 2017, and fell 30 percentage points in 2018 to 4.4%. The sharp swings in net capital gains income seem to drive this volatility. Gains fell 12% per year from 2014 to 2016, then increased by 55.6% in 2017, and flattened to a negligible 0.6% in 2018. Dividends followed a similar, but less extreme pattern. Interest income was flat between 2014 and 2016, then grew 5.5% in 2017 and 21.3% in 2018. The recent spike in interest income is most likely a product of the Federal Reserve Board selling off bonds and other securities as it wound down the quantitative easing programs started the 2010s. Per Table I.1b, KI income ranges averages about 6.1% of total income from 2014 to 2018. Despite the smaller relative size, it has the potential to be a determinant of total income. A lot of this ability is probably related to the trading in the equity- and credit markets.

Table I.1b Total Income Growth Components					
Return Year	2014	2015	2016	2017	2018
a) Total Income (b\$)					
Employee Compensation	\$253.9	\$263.9	\$268.7	\$279.8	\$289.5
Non-employee Compensation	100.0	101.4	100.9	112.6	118.6
Capital Income	22.6	20.7	19.4	26.1	27.3
Unincorporated Business Income	48.0	50.5	50.6	53.7	56.9
Gross Retirement Income	25.5	26.3	26.8	28.5	30.2
Other	4.0	3.9	4.0	4.2	4.2
Total Income	353.9	365.3	369.6	392.3	408.1
b) Distribution of Total Income					
Employee Compensation	71.7%	72.2%	72.7%	71.3%	70.9%
Non-employee Compensation	28.3%	27.8%	27.3%	28.7%	29.1%
Capital Income	6.4%	5.7%	5.3%	6.7%	6.7%
Unincorporated Business Income	13.6%	13.8%	13.7%	13.7%	13.9%
Gross Retirement Income	7.2%	7.2%	7.3%	7.3%	7.4%
Other	1.1%	1.1%	1.1%	1.1%	1.0%
Total Income	100.0%	100.0%	100.0%	100.0%	100.0%
c) Annual Percent Changes					
Employee Compensation		3.9%	1.8%	4.1%	3.5%
Non-employee Compensation		1.4%	-0.5%	11.6%	5.4%
Capital Income		-8.2%	-6.3%	34.4%	4.4%
Unincorporated Business Income		5.2%	0.3%	6.1%	6.0%
Gross Retirement Income		3.5%	1.8%	6.5%	6.0%
Other		-2.5%	3.3%	4.0%	0.2%
Total Income		3.2%	1.2%	6.2%	4.0%
d) Contributions to Total Income Growth					
Employee Compensation		2.8%	1.3%	3.0%	2.5%
Non-employee Compensation		0.4%	-0.2%	3.2%	1.5%
Capital Income		-0.5%	-0.4%	1.8%	0.3%
Unincorporated Business Income		0.7%	0.0%	0.8%	0.8%
Gross Retirement Income		0.2%	0.1%	0.5%	0.4%
Other		0.0%	0.0%	0.0%	0.0%
Total Income		3.2%	1.2%	6.2%	4.0%
e) Contributions to Total Income Growth (% distn)					
Employee Compensation		65.4%	70.2%	48.6%	61.6%
Non-employee Compensation		34.6%	29.8%	51.4%	38.4%
Capital Income		12.0%	18.9%	29.4%	7.3%
Unincorporated Business Income		16.2%	2.3%	13.7%	20.3%
Gross Retirement Income		5.8%	6.7%	7.6%	10.8%
Other		0.7%	1.8%	0.7%	0.1%
Total Income		100.0%	100.0%	100.0%	100.0%
a) Amounts in billions.					
b) Percent total income.					
c) Annual percent change.					
d) Distribution of total income growth rate by component.					

UBI and GRI share characteristics that are similar to employee compensation. Panel (b) of Table I.1b shows that UBI comprised about 13.7% of total income between 2014 and 2018. It grew 5.2% per year between 2014 and 2016, then increased to 6% per year for 2017 and 2018. Proprietary income, partnership income, and S-corporation comprise over 96% of the business income sector. Gross retirement income averages a little over 7% of total income per Table I.1b. This account grew 3.5% per year between 2014 and 2016. The growth rate increased to 6.5% in 2017 and fell 0.5 percentage points in 2018 to 6.0%. These latter income groups seem to

provide a counterweight to the effects of KI on NCI. The Other category seems inconsequential as it comprises 1.1% of total income and seems to exhibit growth rates that are below current inflation. NCI seems buoyed by GRI and UBI accounts. KI, particularly, capital gains, can reduce this constancy effect.

The above discussion indicates a u-shaped growth pattern that is comprised of offsetting compensation and non-compensation segments. Implicitly, the analysis assumes that the sum of the product of total income shares and growth rates of each component equals the growth of total income. Using the data in panels a through c in Table I.1b, this growth component sum equals 4.03% [$0.709(0.035) + 0.291(0.054)$] for 2018, while the total income growth rate was calculated directly as 4.02%. Using lagged component total income shares and current year component growth rates produces an estimated total income growth rate of 4.02% [$0.713(0.035) + 0.287(0.054)$]. This idea can be used to estimate the relative influence of various income components that sum to the growth rate of total income. The reader is referred to the note at the end of the chapter. ^{4/}

Panel (d) of Table I.1b shows a decomposition of the total income growth rate per the formula described above and is plotted in Figure 3. An individual growth component measures the contribution of the income component in percentage points to the total income growth rate. Total income grew 4.0 % in 2018. The EC growth component in 2018 added 2.5 percentage points to the total income growth rate in 2018. From panel (e), this contribution accounts for 61.6% of the percent change in total income from 2017 to 2018. The non-compensation income component shows a positive contribution 1.5 percentage points in 2018. This amounts to 38.4% of total income growth. The NCI components are as follows:

- Capital income's contribution was 0.3 percentage points comprised which accounts for 7.3% of the total growth rate of 4%;
- UBI contributed 0.8 percentage points, or 20.3% of total income growth;
- GRI, with a component of 0.4% accounted for 10.8% of total income growth;
- Other income made a negligible contribution (0.1%).
- Adding the non-compensation components gives the 1.5 percentage point contribution of NCI to the total growth rate of 4%. [$38.4\% = (7.3\% + 20.3\% + 10.8\% + 0.1\%)$]
- This implies that most of the contribution to total income growth is EC-based, as the 2.5% growth component is consistent with 61.6% of the change in total income. Adding the percentage contribution of 61.6% and 38.4% accounts for all of the observed variation in total income.

Panel (e) of Table I.1b, as noted above, is the percent distribution of the component contributions displayed in panel (d). This statement is qualified by noting that this distribution is based on absolute values of income growth components. The intent is to recognize the growth contributions that are negative. For example, in 2015 capital income fell 8.2%. Per panel (d), KI has a growth component contribution of -0.5% that does not make sense, as growth shares should be positive regardless of the direction of growth. The actual contribution from panel (e) indicates KI accounted for 12.0% of the observed variation. Using a percent distribution of the absolute values of growth components avoids the offsetting of positive and negative components as shown in 2016 in Figure 3. The -0.4% of KI offsets the effects of UBI, GRI, and other income and understates the relative size of NCI's contribution. Panel (e) shows the percent distribution of the absolute values of the growth components from Panel (d). The distribution that is based on absolute values is shown in Figure 4. The remainder of the income growth discussion will employ the absolute value approach.

Figure 3: Total Income Growth Components

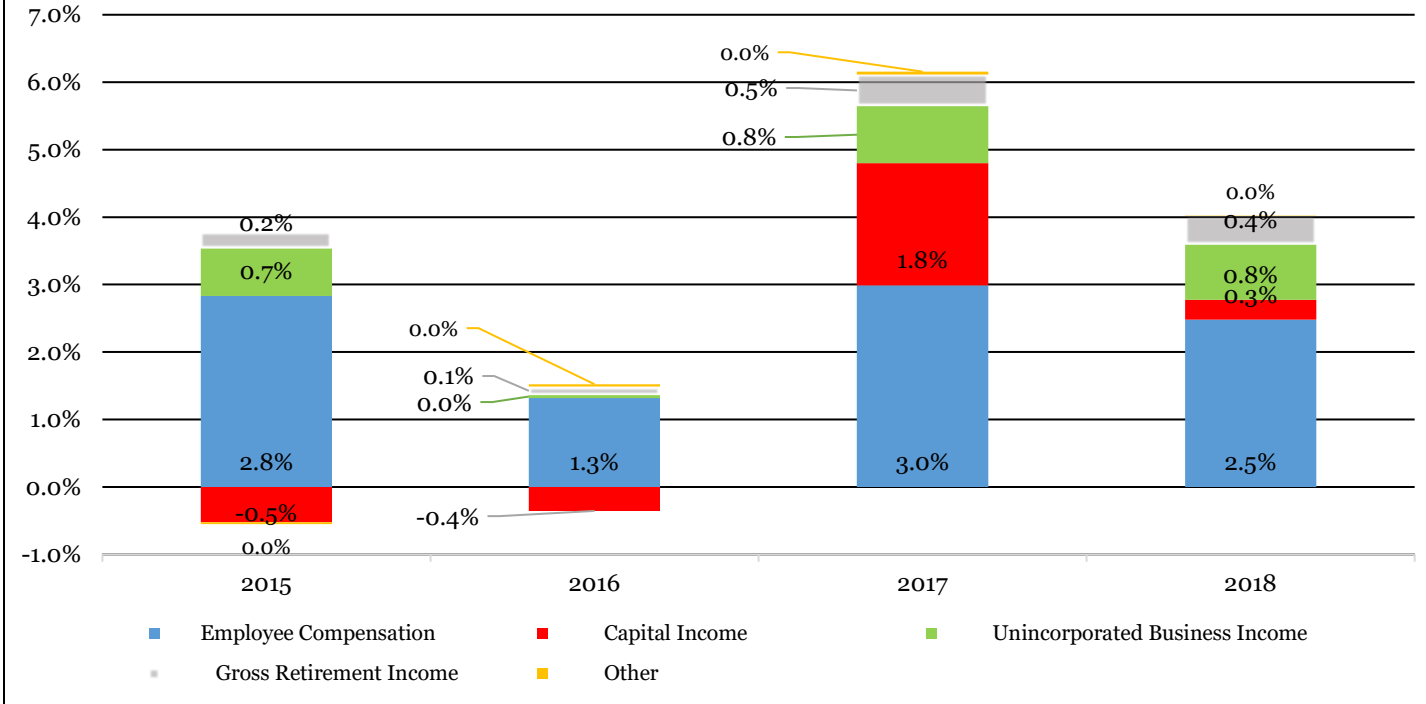
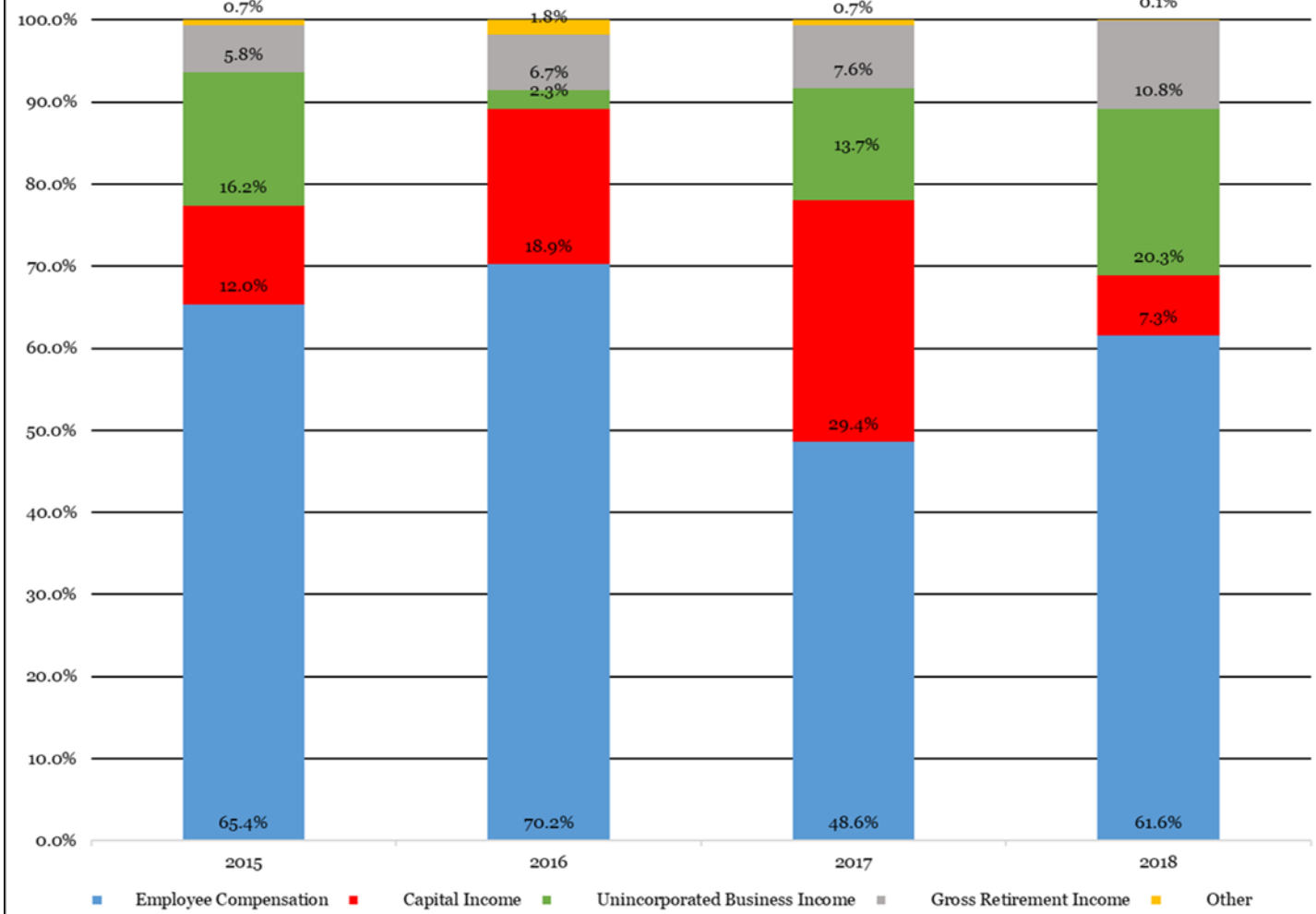


Figure 4: Total Income Growth Components: Distribution



Employee compensation accounted for almost two-thirds of (65.4%) of changes in total income growth in 2015. This share fell to less than one-half of the total by 2017 (48.6%), then increased to 61.6% by 2018. Non-compensation income accounted for a little over one-third (34.7%) of total income growth in 2015. This figure rose to 51.4% in 2017 and fell back to a level similar, but slightly higher (38.5%), than the 2015 level. The swings in the relative importance, particularly of compensation, might be associated with factors that obscure the influence of economic growth. Wage-based income usually changes in a steady pattern while non-wage income can be characterized in opposite terms. The economy was described as slowing down after 2017 so that the developments described above might be a product of factors that obscured some of the economic growth factors.

The Tax Cuts and Jobs Act, effective 1 January 2018, instituted, a 2.6 percentage point reduction in the top bracket rate for the federal income tax to 37% for returns reporting over \$600,000 in Federal taxable income. No changes in the long-term capital gains tax rates were made: they remained 0-15% with a ceiling of 20%. This implies an increase in capital gains-related liabilities relative to those associated with ordinary income. One might say that the relative capital gains tax rate increased in 2018. An additional tax cut was a 20% deduction of qualified business income. Qualified business income is mostly federal 1040 Schedules C and E income. This measure, other things equal, also reduced effective tax rates. Another important change was the constraint imposed on the itemized deduction for state and local taxes to at most \$10,000. The latter measure, other things equal, would increase the effective tax rate on federal adjusted gross income. At the State level, the 8.97% bracket rate was raised to 10.75% for returns reporting over \$5,000,000 in New Jersey taxable income. For NJ1040s, other things equal, almost all of the returns reporting between \$500,000 and \$5,000,000 taxable income benefitted from a 2.6 $(= (37.0-39.6)+(8.97-8.97))$ percentage point reduction in the federal- and state rate changes. Returns above this \$5,000,000 limit were subject to a smaller reduction in the total top bracket rate: $-0.82 (= (37.0-39.6)+(10.75-8.97))$.

The year-to-year changes in the growth component associated with employee compensation were $-21.6 (= 48.6\% - 70.9)$ percentage points of total income growth in 2017. The 2018 change was in the opposite direction: $+13.0$ percentage points $(= 61.6 - 48.6)$. In Figure 4, there is a sharp drop in the height of the blue bar (EC) in 2017 and a noticeable rise in 2018. This suggests employee compensation was more important in determining total income growth in 2018 than in 2017. It could be consistent with a shifting of employee compensation from 2017 to 2018. Per the rate changes noted above, affected taxpayers are motivated to report more (fewer) wages in 2018 (2017) in order to take advantage of the lower bracket rates in 2018. This might occur by taking bonuses (usually classified as wage income) after 31 December 2017 or taking a commission earned in 2017 after 31 December 2017. Another example involves taking sales commissions after 31 December 2017. This is probably more typical of taxpayers in the \$500,000 to \$5,000,000 taxable income range as their total bracket rate fell 2.6 percentage points while returns above \$5,000,000 realize a reduction that is less than one percentage point. It is reasonable to expect the shifting of wage income to be more prevalent in the \$500,000 to \$5,000,000 income group since these filers realize a larger rate reduction. Also, wage income is more prevalent in the \$500,000 to \$5,000,000 range.

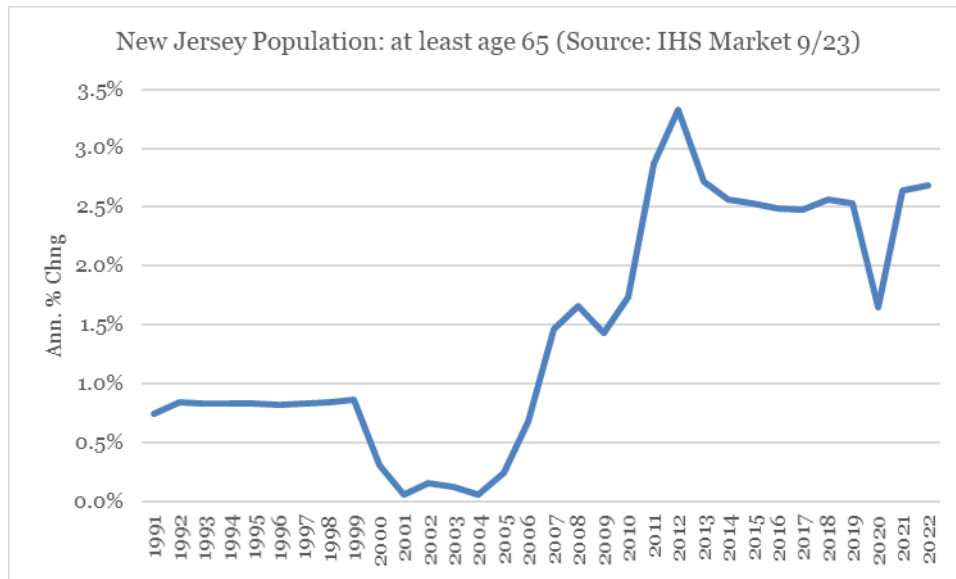
The purported effects of the top bracket rate changes on NCI could be slightly different. The pattern for EC was U-shaped. However, the pattern of change for non-compensation income is an inverted U-shape: for 2016 the contribution averaged 29.7% of the total income growth rate. This share increased to 51.4% in 2017 and fell to 38.4% in 2018.

KI was described above as an important, but relatively smaller factor in driving the growth of total income. The rise in the relative (to ordinary income) capital gains tax rate prevails in 2017 and 2018, as investors probably anticipated a need to reorder their investment portfolios. The substitution effect would dictate a substitution of other assets for equities. This would be consistent with the large rise in capital gains (55.6%) in 2017. It could also be consistent with the increase in the capital income component from 18.9% of total income growth in 2016 to 29.4% in 2017. Additionally, equity holders probably expected a significant rise in Treasury debt in 2018 to finance the revenue decreases associated with the net reduction in federal income tax revenue. During this time period the Federal Reserve Board was selling a lot of the debt it purchased during the quantitative easing period. These two factors imply a flooding of bonds into the credit markets. This results in, other things equal, a decrease in bond prices relative to equity prices. Investors probably avoided the stock price decrease in 2018 by selling some of their holdings in 2017 and buying Treasuries. This is consistent with the larger red bar segment in 2017 and a much smaller one in 2018 (Figure 4).

It is suspected the above \$5,000,000 taxable group was a more significant factor in the rise and decrease in the capital income growth component share to 7.3% in 2018. Interest income, while increasing by 21.3% in 2018 was offset by capital gains activity. One would have expected stronger dividends growth in 2018. However, dividend payments are expensed after corporate taxes and could be unaffected. Table I.1a shows dividends grew by 13.5% in 2017, but the growth decreased to 6.8% in 2018.

The UBI components (Table I.1.b) indicate an 11.4 point rise in the growth component from 2.3% in 2016 to 13.7% in 2017. In 2018, this component increased an additional 6.6 points to account for 20.3% of total income growth. In Figure 4, the height of the green segments gets larger each year after 2015. This implies a greater importance of UBI in determining the growth trend of total income. There seems to be an excess flow of proprietorship, partnership, S-corporation income or other Schedule E income from 2017 to 2018. This is consistent with the income shifting idea advanced earlier. This is probably the result of the changes in top bracket rates, but is also likely driven by the qualified business income deduction that was part of TCJA.

A much weaker case could be made for GRI, as some prospective retirees might have waited until 2018 to start collecting retirement income, whereas they might have been planning to start drawing pension-, or IRA-, or annuity income in 2017. However, given an aging population in New Jersey, the rise in the growth component of retirement income is also closely associated with the demographic factor: the retirement-age population share increases since 2004. The graph of the New Jersey senior population indicates at least a 2.5% per year growth rate in the senior population after 2010, and excluding 2020, the initial year of the pandemic. Finally, the other income sector seems insignificant.



In summary, the following conclusions are noted:

- Wage earners, unincorporated business owners, prospective retirees might have been motivated to take advantage of lower tax rates in 2018 and delayed reporting some 2017 income until 2018.
- Capital income, particularly capital gains while a strong contributor to income growth in 2017 decreased its relevance in 2018 as a contributor to total income growth. Treasury-related and Federal Reserve Board related considerations might have had an influence. Dividends seemed uninfluenced by the changes, while interest income increased a lot but from historically low levels.
- The variation of underlying components of total income could be linked to the effects of federal tax policy changes, accompanying federal financial policy, Federal Reserve Policy changes, and State top bracket rate changes in 2018.

Exemptions and Deductions — Table I.2

The panels in [Table I.2](#) break down exemptions and deductions for full-year residents. Panel I.2a provides money amounts, in millions of dollars. It shows that the total value of exemptions in 2018 was \$11.4 billion, and the total value of deductions was \$12.9 billion, for a total of \$24.4 billion.

The four most important exemptions or deductions are the deduction for unreimbursed medical expenses (\$10.7 billion), regular exemptions (\$5.8 billion), exemptions for dependent children (\$3.5 billion) and alternative business calculation adjustment (\$1.4 billion). The latter permits small businesses to deduct a given loss over a five-year period. These four write-offs account for 87.8% of total exemptions and deductions. The 1.1% increase in exemptions and deductions from 2018 is attributed to a reduction in the relative size of regular exemptions (-0.1 percentage points), and a 0.4 percentage point decrease in dependent children exemptions. These were offset by a 0.1 percentage point rise in the medical expense deduction and a 0.3 increase in the business loss deduction.

Table I.2a Exemptions and Deductions (m\$)								
Return Year	2014	2015	2016	2017	2018	2014-17	2017-18	2014-18
<i>Exemptions</i>								
Regular	5,561.8	5,628.0	5,655.9	5,733.8	5,771.9	1.0%	0.7%	0.9%
Aged	930.5	958.8	982.5	1,014.1	1,040.8	2.9%	2.6%	2.8%
Blind or Disabled	91.1	91.2	88.9	90.8	89.3	-0.1%	-1.6%	-0.5%
Dependent Children	3,615.3	3,600.9	3,560.9	3,560.3	3,518.1	-0.5%	-1.2%	-0.7%
Dependent College Students	246.4	239.3	228.6	223.4	229.2	-3.2%	2.6%	-1.8%
Other Dependents	217.0	212.9	201.9	298.4	291.3	11.2%	-2.4%	7.6%
Veterans				485.8	487.4		0.3%	
Subtotal	10,662.0	10,731.2	10,718.7	11,406.5	11,428.1	2.3%	0.2%	1.7%
<i>Deductions</i>								
Unreimbursed Medical Expenses	9,054.9	9,597.1	10,225.7	10,527.7	10,680.3	5.2%	1.5%	4.2%
Alimony Paid	740.3	772.2	793.0	805.1	818.9	2.8%	1.7%	2.6%
Health Enterprise Zones	12.3	11.9	10.1	7.7	7.8	-14.4%	1.4%	-10.7%
Qualified Conservation Contribution	6.4	7.3	7.3	9.7	7.7	14.6%	-19.8%	4.8%
Alternative Business Adjustment	602.7	923.5	1,186.1	1,351.6	1,428.2	30.9%	5.7%	24.1%
Subtotal	10,416.6	11,312.2	12,222.1	12,701.8	12,942.9	6.8%	1.9%	5.6%
Total	21,078.7	22,043.3	22,940.8	24,108.3	24,371.0	4.6%	1.1%	3.7%
Taxable Income	327,149.0	337,553.8	340,940.7	359,253.6	372,729.2	3.2%	3.8%	3.3%
Property Tax Deduction	11,974.1	12,208.0	12,526.5	12,563.9	12,909.7	1.6%	2.8%	1.9%
New Jersey Taxable Income	315,209.2	325,381.4	328,453.2	346,729.5	359,853.7	3.2%	3.8%	3.4%

Panel I.2b provides exemptions and deductions as percentages of the total (\$24.4 billion). It shows that exemptions made up 50.6% of the total in 2014, while deductions made up 49.4%. The share of deductions (which depend on expenditures) has gradually but steadily increased relative to the share of exemptions (which depend on demographic trends). That is, deductions grew from 49.4% of the total in 2014, to 53.1% in 2018. Exemptions have fallen from 50.6% in 2014 to 46.9% in 2018. Removal of the veteran exemption (new in 2017) forces the exemption share from 46.9% to 45.8%, while deductions shares of the total fall from 53.1% to 54.2%. The veterans' exemption did not reverse the trend just discussed.

Table I.2b Exemptions and Deductions (% Total)					
Return Year	2014	2015	2016	2017	2018
<i>Exemptions</i>					
Regular	26.4%	25.5%	24.7%	23.8%	23.7%
Aged	4.4%	4.3%	4.3%	4.2%	4.3%
Blind or Disabled	0.4%	0.4%	0.4%	0.4%	0.4%
Dependent Children	17.2%	16.3%	15.5%	14.8%	14.4%
Dependent College Students	1.2%	1.1%	1.0%	0.9%	0.9%
Other Dependents	1.0%	1.0%	0.9%	1.2%	1.2%
Veterans				2.0%	2.0%
Subtotal	50.6%	48.7%	46.7%	47.3%	46.9%
<i>Deductions</i>					
Unreimbursed Medical Expenses	43.0%	43.5%	44.6%	43.7%	43.8%
Alimony Paid	3.5%	3.5%	3.5%	3.3%	3.4%
Health Enterprise Zones	0.1%	0.1%	0.0%	0.0%	0.0%
Qualified Conservation Contribution	0.0%	0.0%	0.0%	0.0%	0.0%
Alternative Business Adjustment	2.9%	4.2%	5.2%	5.6%	5.9%
Subtotal	49.4%	51.3%	53.3%	52.7%	53.1%
Total	100.0%	100.0%	100.0%	100.0%	100.0%
<i>Taxable Income Shares</i>					
Taxable Income ^{1/}	6.4%	6.5%	6.7%	6.7%	6.5%
Property Tax Deduction ^{2/}	3.8%	3.8%	3.8%	3.6%	3.6%
New Jersey Taxable Income ^{3/}	10.5%	10.5%	10.8%	10.6%	10.4%
1/ Exemptions and deductions percent taxable income.					
2/ Property tax deduction percent New Jersey taxable income.					
3/ Exemptions, deductions, and property tax deduction percent New Jersey taxable income.					

Panel I.2c shows the average annual growth rates for 2014 to 2018 in total exemptions, total deductions, and the combined total. It shows that exemptions have grown slowly (1.7% per year), while deductions have expanded more quickly (5.6% on average). Together, they have grown at an average rate of 3.7%. Total income grew 4.0% in 2018. Gross income increased (3.5%) in 2018, given a partial offsetting effect of increased retirement income exclusions. Taxable income rose by 3.8% in 2018 because of relative importance of declining deductions (1.9%) and stagnant exemptions (0.2%). A 2.8% increase in the property tax deduction had a negligible effect on New Jersey taxable income. It can be concluded that stronger income growth (employee compensation, unincorporated business income, and gross retirement income) were not offset by subtractions from gross income and that exemptions and all deductions lost their effectiveness in reducing gross income.

Table I.2c Exemptions and Deductions					
Return Year	2014	2015	2016	2017	2018
Total Income	353,879.5	365,326.1	369,588.9	392,341.2	408,130.6
Gross Income	346,910.4	358,250.2	362,428.1	381,028.8	394,191.7
Exemptions	10,662.0	10,731.2	10,718.7	11,406.5	11,428.1
Deductions	10,416.6	11,312.2	12,222.1	12,701.8	12,942.9
Total	21,078.7	22,043.3	22,940.8	24,108.3	24,371.0
Taxable Income	327,149.0	337,553.8	340,940.7	359,253.6	372,729.2
Property Tax Deduction	11,974.1	12,208.0	12,526.5	12,563.9	12,909.7
New Jersey Taxable Income	315,209.2	325,381.4	328,453.2	346,729.5	359,853.7
			2014-17	2017-18	2014-18
<i>Average Annual Percent Change</i>					
Total Income			3.5%	4.0%	3.6%
Gross Income			3.2%	3.5%	3.2%
Exemptions			2.3%	0.2%	1.7%
Deductions			6.8%	1.9%	5.6%
Total			4.6%	1.1%	3.7%
Taxable Income			3.2%	3.8%	3.3%
Property Tax Deduction			1.6%	2.8%	1.9%
New Jersey Taxable Income			3.2%	3.8%	3.4%

Credits and Net Charged Tax – Table I.3

The panels in [Table I.3a](#) show by components how net charged tax is calculated for full-year residents. Panel I.3a displays money amounts, in millions of dollars. In 2018, taxable income was \$372.7 billion, as shown in Table I.2a. After subtracting property tax deductions of \$12.9 billion, New Jersey taxable income was \$359.9 billion, as shown in Table I.3a. Taxpayers determine their tax before credits (line 41) using the tax table or tax schedule supplied in the NJ-1040 instructions. Tax liability before credits was \$17.0 billion. After some taxpayers claimed credits for income taxes paid to other jurisdictions and other non-refundable credits, totaling

Table I.3a Net Charged Tax and Components (m \$)					
Return Year	2014	2015	2016	2017	2018
New Jersey Taxable Income	315,209.2	325,381.4	328,453.2	346,729.5	359,853.7
Tax Before Credits	14,135.2	14,637.1	14,680.4	15,972.2	16,967.6
Nonrefundable Credits	3,152.2	3,322.4	3,392.7	3,677.9	3,767.3
Balance of Tax	11,005.1	11,337.6	11,311.3	12,321.7	13,201.6
Other Taxes	19.9	20.7	19.3	22.5	25.3
Total Tax Due	11,025.0	11,358.3	11,330.5	12,344.2	13,226.8
Refundable Credits	296.4	442.6	503.9	506.8	528.0
Net Charged Tax	10,728.6	10,915.7	10,826.6	11,833.1	12,698.7

Table I.3b Net Charged Tax and Components (Average Annual Percent Change)					
Return Year			2014-18	2014-17	2017-18
New Jersey Taxable Income			3.4%	3.2%	3.8%
Tax Before Credits			4.7%	4.2%	6.2%
Nonrefundable Credits			4.6%	5.3%	2.4%
Balance of Tax			4.7%	3.8%	7.1%
Other Taxes			6.2%	4.2%	12.4%
Total Tax Due			4.7%	3.8%	7.2%
Refundable Credits			15.5%	19.6%	4.2%
Net Charged Tax			4.3%	3.3%	7.3%

\$3.8 billion, the remaining balance of tax (line 49) was \$13.2 billion. The addition of Use Tax⁴ (\$1.7 million) and estimated tax penalty (\$23.6 million) gives the total tax due (line 52) of \$13.2 billion. Subtracting the property tax credit (\$44.8 million) and the Earned Income Tax Credit (\$483.2 million), the net charged tax totaled \$12.7 billion.

Panel I.3b provides average annual growth rates for the amounts in Panel a. It shows that in 2018, taxable income grew 3.8% (Table I.2a), and New Jersey taxable income also grew 3.8%. Pre-credit tax liabilities grew by 6.2% in 2018, but the average annual growth from 2014 to 2017 was 4.2%. This could be consistent with shifts of federal AGI, and as a result, New Jersey total income from 2017 to 2018. Also, the rise in the top bracket rate to 10.75% affected liabilities.

The slowdown in nonrefundable credits growth (i.e., income taxes paid to other jurisdictions) was 5.3% (2014 to 2017) to 2.4% (2018). The credit is the smaller of the out-of-state income weighted pre-credit tax (a^*S) and the taxes paid to the other jurisdictions. S is New Jersey pre-credit tax and a is the out-of-state income share. New York State and Philadelphia are among the larger sources of the credit. Philadelphia imposes a flat tax of about 3.5% on earned income. New York, at the higher income levels, because of the recapture mechanism is effectively a flat tax (or close to it) for high end taxpayers. Assuming that EC and UBI are fully withheld, or estimated taxes are overpaid (penalties are three points over the prime rate) then taxes paid to other jurisdictions should be greater than the allocated New Jersey liability, i.e., $a^*S \leq t^*OJI$. Note t is a single tax rate and OJI is the income earned in the other jurisdiction. Under these assumptions the credit

⁴ Use Tax is due when certain goods and services are purchased out of state for use in New Jersey, and no Sales Tax is collected. See "Use Tax in New Jersey," at <http://www.state.nj.us/treasury/taxation/pdf/pubs/sales/anj7.pdf>

roughly equal to the allocated New Jersey liability. Given the income shifting described earlier, a higher NJ liability prevails which causes a rise in the credit.

The decrease in the credit growth rate in 2018 to 2.4% from 5.3% per year over the prior four years can be viewed as the net effect of TCJA being partially offset by a slower growing economy. Per the inequality ($a^*S \leq t^*OJI$), credit growth has an upper bound equal the growth rate of income earned in the other jurisdiction. Otherwise, the credit grows per the growth in pre-credit liabilities (S). This in turn is influenced by growth in macro-types of variables such as GDP or earned income in the region in which the other jurisdictions are located. The 2.4% decrease in the credit growth rate can be viewed as an average of federal- and State rate changes (among other things) and a slower growing economy. The latter influence pulled the higher growth rate to a lower level.

The decreased credit growth (2.4%) results in a 2018 growth rate for balance of tax (7.1%) that exceeds the 2014 to 2017 rate of 3.8%. The growth rates for total tax and penalties are the same as the balance of tax, given the small relative size (\$25.3 million) of the other taxes component.

Net charged tax accelerated by 7.3% in 2018; the prior four years it grew 3.3% per year. Refundable credits (Earned Income Credit and Property Tax Credit) grew by 4.2% in 2018. The Earned Income credit increased by 19.6% per year between 2014 and 2017 due to a rise in the State credit rate from 30% to 40% of the federal credit between 2015 and 2017. The earned income credit and property tax credit probably had little influence on net charged tax because of its small size relative to balance of tax. Other things being equal, net charged tax was most likely affected by income growth.

Panel I.3c provides *effective (i.e., average) tax rates*, which are calculated by dividing a total amount of tax by a corresponding tax base. The upper panel uses gross income as the tax base, and the lower panel uses

Return Year	2014	2015	2016	2017	2018
Base: Gross Income					
Tax Before Credits	4.1%	4.1%	4.1%	4.2%	4.3%
Total Tax Due	3.2%	3.2%	3.1%	3.2%	3.4%
Net Charged Tax	3.1%	3.0%	3.0%	3.1%	3.2%
Base: New Jersey Taxable Income					
Tax Before Credits	4.5%	4.5%	4.5%	4.6%	4.7%
Total Tax Due	3.5%	3.5%	3.4%	3.6%	3.7%
Net Charged Tax	3.4%	3.4%	3.3%	3.4%	3.5%

New Jersey taxable income as the tax base. All else being equal, a larger tax base implies a smaller effective tax rate. For example, since gross income is a *larger* base than taxable income, the effective tax rates in the upper panel are *lower* than the effective tax rates in upper panel. The effective tax rates shown in the table for 2017 range from 3.0% (net charged tax divided by gross income) to 4.7% (tax before credits divided by New Jersey taxable income). All six types of effective tax rates are relatively stable over the five-year period: they are within 0.1% points of one another.

Filing Types — Table I.4

So far, this Guide has focused only on full-year residents. The panels of [Table I.4](#) broaden its scope by presenting summary information about the other three filing types: part-year residents, non-residents, and fiduciaries.

Return Year	2014	2015	2016	2017	2018
<i>Full-year residents</i>					
Returns	4,057.1	4,120.4	4,144.9	4,211.7	4,245.3
Gross Income	346,910.4	358,250.2	362,428.1	381,028.8	394,191.7
Net Charged Tax	10,728.6	10,915.7	10,826.6	11,833.1	12,698.8
<i>Part-year residents</i>					
Returns	109.1	118.8	122.2	125.0	127.4
Gross Income	5,660.7	6,030.8	6,172.5	6,396.9	7,262.6
Net Charged Tax	158.9	159.5	162.5	169.1	235.2
<i>Nonresidents</i>					
Returns	370.7	388.4	396.4	411.3	435.6
All-source Gross Income	203,146.7	213,976.1	211,318.9	253,084.7	260,971.3
New Jersey Gross Income	20,767.9	22,475.4	23,422.8	24,867.6	26,112.2
NJ % All-source	10.2%	10.5%	11.1%	9.8%	10.0%
Net Charged Tax	1,139.2	1,274.7	1,321.0	1,423.5	1,554.0
<i>Fiduciaries</i>					
Returns	80.9	84.5	84.9	86.2	87.3
Gross Income	18,344.2	17,698.0	19,931.4	23,138.8	25,905.3
Net Charged Tax	331.2	122.0	173.2	147.2	166.9
<i>Total</i>					
Returns	4,617.7	4,712.2	4,748.4	4,834.3	4,895.6
Gross Income	391,683.2	404,454.4	411,954.8	435,432.1	453,471.8
Net Charged Tax	12,358.0	12,471.9	12,483.4	13,572.9	14,654.9

Table I.4a provides three key statistics for each filing type: the number of returns filed, gross income, and net charged tax. It shows that for Return Year 2018, New Jersey had approximately 4.2 million full-year resident returns, paying \$12.7 billion in net charged tax on \$394.2 billion of gross income. Meanwhile, there were 127.4 thousand part-year resident returns, which reported paying \$235.2 million in net charged tax on \$7.3 billion of gross income. There were also 435.6 thousand nonresident returns, which reported paying \$1.6 billion in net charged tax on \$26.1 billion of gross income earned in New Jersey. Finally, there were 87.3 thousand fiduciary returns, which reported paying \$166.9 million in net charged tax on \$25.9 billion of gross income. In total, there were 4.9 million returns, which together paid \$14.7 billion on \$453.5 billion of gross income. In the long run, this amount can be close to the State's income tax revenue net of refunds for income reported in 2018.

Panel I.4b gives each filing type's share of the total, for each of the three statistics. It shows that full-year residents were the largest category by far: In 2018, they filed 86.7% of the total returns, earned 89.0% of the total gross income, and owed 86.7% of the total net charged tax. Non-residents were the second-largest category: they filed 8.9% of the returns, earned 5.9% of the gross income, and paid 10.6% of the net charged tax. Part-year residents were the third-largest group: they filed 2.6% of the returns, earned 1.6% of the gross

income, and paid 1.6% of the net charged tax. Finally, fiduciaries were the smallest group: they filed 1.8% of the returns, earned 3.4% of the gross income, and paid 1.1% of the net charged tax.

Panel I.4c converts these total numbers into year-over-year growth rates for all four filing types. It shows that in 2018, the number of returns grew by 1.3%, gross income increased by 4.1%, and net charged tax advanced by 8.0%. Full-year residents grew less in 2018, 0.8%, relative to the 1.3% annual rate posted

Return Year	2014	2015	2016	2017	2018
<i>Full-year residents</i>					
Returns	87.9%	87.4%	87.3%	87.1%	86.7%
Gross Income	88.6%	88.6%	88.0%	87.5%	86.9%
Net Charged Tax	86.8%	87.5%	86.7%	87.2%	86.7%
<i>Part-year residents</i>					
Returns	2.4%	2.5%	2.6%	2.6%	2.6%
Gross Income	1.4%	1.5%	1.5%	1.5%	1.6%
Net Charged Tax	1.3%	1.3%	1.3%	1.2%	1.6%
<i>Nonresidents</i>					
Returns	8.0%	8.2%	8.3%	8.5%	8.9%
New Jersey Gross Income	5.3%	5.6%	5.7%	5.7%	5.8%
Net Charged Tax	9.2%	10.2%	10.6%	10.5%	10.6%
<i>Fiduciaries</i>					
Returns	1.8%	1.8%	1.8%	1.8%	1.8%
Gross Income	4.7%	4.4%	4.8%	5.3%	5.7%
Net Charged Tax	2.7%	1.0%	1.4%	1.1%	1.1%
<i>Total</i>					
Returns	100.0%	100.0%	100.0%	100.0%	100.0%
Gross Income	100.0%	100.0%	100.0%	100.0%	100.0%
Net Charged Tax	100.0%	100.0%	100.0%	100.0%	100.0%

between 2014 and 2017. Gross income reported in 2018 grew by 3.5% and rose above the 2014 to 2017 increase by 0.3 percentage points. Net charged tax grew by 7.3% that exceeded the annual rate for 2014 to 2017 by 4.0 points. The higher liabilities growth could be consistent with some higher income returns affected by the 10.75% bracket and the income shifting activities described above from 2017 to 2018. Nonresident filings rose by 5.9% and exceeded the prior four year growth rate by 2.4 points. All-source gross income fell to 3.1% in 2018 from 7.6% in the four previous years. Income growth from New Jersey sources fell to 5.0% from the 2014 to 2017 average of 6.2%. Given the increase in net liabilities in 2018 of 9.2% that increased from the prior four year average, the new 10.75% bracket seemed effective. Part-year resident filings increased by 2.0% in 2018 that was off of the prior four year average by 2.6 percentage points. Reported gross income increased by 9.3 percentage points over the prior four year average of 4.2% and liabilities increased by 39.1%.

Table I.4c Summary Information by Return Type: Average Annual Percent Change					
Return Year			2014-2018	2014-2017	2017-2018
<i>Full-year residents</i>					
	Returns		1.1%	1.3%	0.8%
	Gross Income		3.2%	3.2%	3.5%
	Net Charged Tax		4.3%	3.3%	7.3%
<i>Part-year residents</i>					
	Returns		4.0%	4.6%	2.0%
	Gross Income		6.4%	4.2%	13.5%
	Net Charged Tax		10.3%	2.1%	39.1%
<i>Nonresidents</i>					
	Returns		4.1%	3.5%	5.9%
	Gross Income		6.5%	7.6%	3.1%
	New Jersey Gross Income		5.9%	6.2%	5.0%
	Net Charged Tax		8.1%	7.7%	9.2%
<i>Total</i>					
	Returns		1.5%	1.5%	1.3%
	Gross Income		3.7%	3.6%	4.1%
	Net Charged Tax		4.4%	3.2%	8.0%

This growth pattern is reflective of the income shifting activities of higher income returns described in the income section. It also probably includes the effects of the 10.75% rate effective in 2018.

Note 4.

Total income (T) is the sum of n income components (C_i). An expression of the growth rate of total income (g_T) is:

$$g_T = [(C_1 + \dots + C_n) - (C_{1,-1} + \dots + C_{n,-1})]/T_{-1} .$$

Regrouping the difference in sums of total income components into sums of differences in individual components gives the following:

$$g_T = [(C_1 - C_{1,-1}) + \dots + (C_n - C_{n,-1})]/T_{-1} .$$

Multiplication of each term by (C_{i,-1}/ C_{i,-1}) converts the above expression to a sum of the product

$$g_T = [(C_{1,-1}/T_{-1})(C_1 - C_{1,-1})/C_{1,-1} + \dots + (C_{n,-1}/T_{-1})(C_n - C_{n,-1})/C_{n,-1}]$$

of the total income share of each component i lagged one year [a_{i,-1} = C_{i,-1}/T₋₁] and the component i annual percent change [g_i = (C_i-C_{i,-1})/C_{i,-1}]. The expression can be rewritten as

$$g_T = a_{1,-1} * g_1 + \dots + a_{n,-1} * g_n .$$

The total income growth rate is viewed as an average of total income component growth rates (g_i) weighted by the lagged component income share (a_i). Each term in the sum can be viewed as a contribution of component i to the total income growth rate.

Note 5.

Total Exemptions and All Deductions		
	Millions	Billions
Exemptions	11,428.1	11.4
Deductions	12,942.9	12.9
	24,371.0	24.3
Property tax deductions	12,909.7	12.9
Exemptions and All Deductions	37,280.7	37.2
Billions are millions divided by \$1,000 rounded to one decimal point.		

**2020 New Jersey Statistics of Income
2018 Income Tax Returns**

TABLE OF CONTENTS

Note: Select the table name to access/view/download the table information.

INTRODUCTION

Summary Tables

- A** Full Year Resident Gross Income Tax Summary
- B** Full Year Taxable Returns Summary by Taxable Income Level
- C** Summary by Return Type
- D** Tax Payment Analysis Summary: All Returns
- E** Full Year Resident Gross Income Tax Data Summary
- F** Gross Income Percentiles by Return-type

CHAPTER 1. INCOME

Summary Tables

- 1.1** Income Sources by Age Group and Filing Status: Amounts (m\$) and Returns (000s)
- 1.2** Income Sources by Age Group as Percent of Total Income
- 1.3a** New Jersey Gross Income by Gross Income Level and Filing Status
- 1.3b** New Jersey Gross Income by Gross Income Percentile
- 1.3c** New Jersey Gross Income by Gross Income Percentile and Age Group
- 1.4** Income Distribution by Income Source and Gross Income Level

Detailed Tables by Gross Income Level

- 1.11a** Income Sources: All Returns (Amounts, \$000s)
- 1.11b** Income Sources: All Returns (Returns, 000s)
- 1.12a** Income Sources: At Least One Filer over 64 (Amounts, \$000s)
- 1.12b** Income Sources: At Least One Filer over 64 (Returns, 000s)
- 1.13a** Income Sources: All Filers At most 64 (Amounts, \$000s)
- 1.13b** Income Sources: All Filers At most 64 (Returns, 000s)
- 1.14a** Income Sources: Married Filing Joint (Amounts, \$000s)
- 1.14b** Income Sources: Married Filing Joint (Returns, 000s)
- 1.15a** Income Sources: Single Filers (Amounts, \$000s)
- 1.15b** Income Sources: Single Filers (Returns, 000s)
- 1.16a** Income Sources: All Returns (Amounts, \$000s, gross income percentile)
- 1.16b** Income Sources: All Returns (Returns, 000s, gross income percentile)
- 1.17a** Income Sources: All Returns (Amounts, \$000s, taxable income)
- 1.17b** Income Sources: All Returns (Returns, 000s, taxable income)
- 1.18a** Income Sources: All Returns (Amounts, \$000s, taxable income percentile)
- 1.18b** Income Source: All Returns (Returns, 000s, taxable income percentile)

CHAPTER 2. EXEMPTIONS AND DEDUCTIONS

Summary Tables

- 2.1** Number of Exemptions By Filing Status
Percent of Total Exemptions By Filing Status
- 2.2a** Value Of Exemptions and Deductions and Percent of Gross Income
- 2.2b** Value Of Exemptions and Deductions and Percent of Gross Income

Detailed Tables by Gross Income Level

- 2.11a** Exemptions & Deductions: All Returns (Amounts, \$000s)
- 2.11b** Exemptions & Deductions: All Returns (Returns, 000s)
- 2.12a** Exemptions & Deductions: At Least One Filer over 64 (Amounts, \$000s)
- 2.12b** Exemptions & Deductions: At Least One Filer over 64 (Returns, 000s)

- 2.13a** Exemptions & Deductions: All Filers at most 64 (Amounts, \$000s)
- 2.13b** Exemptions & Deductions: All Filers at most 64 (Returns, 000s)
- 2.14a** Exemptions & Deductions: Married Filing Joint (Amounts, \$000s)
- 2.14b** Exemptions & Deductions: Married Filing Joint (Returns, 000s)
- 2.15a** Exemptions & Deductions: Single Filers (Amounts, \$000s)
- 2.15b** Exemptions & Deductions: Single Filers (Returns, 000s)
- 2.16a** Exemptions & Deductions: All Returns (Amounts, \$000s, gross income percentile)
- 2.16b** Exemptions & Deductions: All Returns (Returns, 000s, gross income percentile)
- 2.17a** Exemptions & Deductions: All Returns (Amounts, \$000s, taxable income)
- 2.17b** Exemptions & Deductions: All Returns (Returns, 000s, taxable income)

- 2.18a** Exemptions & Deductions: All Returns (Amounts, \$000s, taxable income percentile)

- 2.18b** Exemptions & Deductions: All Returns (Returns, 000s, taxable income percentile)

CHAPTER 3. TAX CALCULATIONS AND TAX PAYMENTS

Summary Tables

- 3.1a** Tax Calculations by Gross Income Level: All Returns
- 3.1b** Tax Calculations by Gross Income Percentile Level: All Returns
- 3.2a** Average Tax And Effective Rate By Gross Income Level
- 3.2b** Average Tax And Effective Rate By Gross Income Percentile
- 3.2c** Average Tax And Effective Rate By Age Group and Tax Bracket
- 3.2d** Average Tax And Effective Rate By Filing Status and Tax Bracket
- 3.2e** Average Tax And Effective Rate By Age Group and Filing Status
- 3.3a** Tax Payment Analysis by Gross Income Level
- 3.3b** Tax Payment Analysis by Gross Income Percentile
- 3.3c** Tax Payment Analysis by Age Group and Tax Bracket
- 3.3d** Tax Payment Analysis by Filing Status and Tax Bracket
- 3.4** Gross Income Tax Effect of Property Tax Deduction/Credit

Detailed Tables

- 3.11a** Tax Calculations By Gross Income Level: All Returns (Amounts \$000s)
- 3.11b** Tax Calculations By Gross Income Level: All Returns (Returns 000s)
- 3.12a** Tax Calculations By Gross Income Level: At least one filer over age 64 (Amounts \$000s)
- 3.12b** Tax Calculations By Gross Income Level: At least one filer over age 64 (Returns 000s)
- 3.13a** Tax Calculations By Gross Income Level: All filers at most 64 (Amounts \$000s)
- 3.13b** Tax Calculations By Gross Income Level: All filers at most 64 (Returns 000s)
- 3.14a** Tax Calculations By Gross Income: Married Filing Joint (Amounts \$000s)
- 3.14b** Tax Calculations By Gross Income: Married Filing Joint (Returns 000s)
- 3.15a** Tax Calculations By Gross Income: Single (Amounts \$000s)
- 3.15b** Tax Calculations By Gross Income: Single (Returns 000s)
- 3.16a** Tax Calculations By Gross Income Percentile: All Returns (Amounts \$000s)
- 3.16b** Tax Calculations By Gross Income Percentile: All Returns (Returns 000s)
- 3.17a** Tax Calculations By Taxable Income Level: All Returns (Amounts \$000s)
- 3.17b** Tax Calculations By Taxable Income Level: All Returns (Returns 000s)
- 3.18a** Tax Calculations By Taxable Income Percentile: All Returns (Amounts \$000s)
- 3.18b** Tax Calculations By Taxable Income Percentile: All Returns (Returns 000s)
- 3.19a** Tax Payments By Gross Income Level: All Returns (Amounts \$000s)
- 3.19b** Tax Payments By Gross Income Level: All Returns (Returns 000s)
- 3.20a** Tax Payments By Gross Income Level: At least one filer over age 64 (Amounts \$000s)
- 3.20b** Tax Payments By Gross Income Level: At least one filer over age 64 (Returns 000s)
- 3.21a** Tax Payments By Gross Income Level: All filers at most 64 (Amounts \$000s)
- 3.21b** Tax Payments By Gross Income Level: All filers at most 64 (Returns 000s)

- 3.22a** Tax Payments By Gross Income: Married Filing Joint (Amounts \$000s)
- 3.22b** Tax Payments By Gross Income: Married Filing Joint (Returns 000s)
- 3.23a** Tax Payments By Gross Income: Single (Amounts \$000s)
- 3.23b** Tax Payments By Gross Income: Single (Returns 000s)
- 3.24a** Tax Payments By Gross Income Percentile: All Returns (Amounts \$000s)
- 3.24b** Tax Payments By Gross Income Percentile: All Returns (Returns 000s)
- 3.25a** Tax Payments By Taxable Income Level: All Returns (Amounts \$000s)
- 3.25b** Tax Payments By Taxable Income Level: All Returns (Returns 000s)
- 3.26a** Tax Payments By Taxable Income Percentile: All Returns (Amounts \$000s)
- 3.26b** Tax Payments By Taxable Income Percentile: All Returns (Returns 000s)

CHAPTER 4. COMPONENTS OF CHANGE

Summary Tables

- 4.1** Sources of Income: All Returns 2017-2018 Comparison
- 4.2a** Income Distribution, Gross Income Level: All Returns 2017-2018 Comparison
- 4.2b** Income Distribution, Gross Income Percentile: All Returns 2017-2018 Comparison
- 4.3a** Tax Liability And Effective Rate by Gross Income Level: All Returns 2017-2018 Comparison
- 4.3b** Tax Liability And Effective Rate by Gross Income Percentile: All Returns 2017-2018 Comparison
- 4.4a** Average Tax And Effective Rate by Gross Income Level: All Returns 2017-2018 Comparison
- 4.4b** Average Tax And Effective Rate by Gross Income Percentile: All Returns 2017-2018 Comparison
- 4.5** Comparative Tax Payments: All Returns
- 4.6** Change In Number Of Returns And Total Income Amount By County

CHAPTER 5. COUNTY DATA

Summary Tables

- 5.1** Income Tax Returns, Amounts and Liabilities by County: All Returns
- 5.2** Income Tax Returns, Amounts and Liabilities by County and Age Group
- 5.3** Income Tax Returns and Component Income by County: All Returns
- 5.4** Income Tax Returns, Amounts and Liabilities by County and Filing Status
- 5.5** Number of Exemption Counts by County
- 5.6** Income Per Capita Summary
- 5.7a** Distribution of Returns by County and Gross income Level
- 5.7b** Distribution of Returns by County and Gross income percentile Level

CHAPTER 6. NON-RESIDENTS

Summary Tables

- 6.1a** Non-resident Returns by Place of Origin: Taxable
- 6.1b** Non-resident Returns by Place of Origin: Non-Taxable
- 6.1c** Non-resident Returns by Place of Origin: Total
- 6.11a** Income by Gross Income Level: All Returns (Amounts, \$000s)
- 6.11b** Income by Gross Income Level: All Returns (Returns, 000s)
- 6.12a** Income by Gross Income Percentile: All Returns (Amounts, \$000s)
- 6.12b** Income by Gross Income Percentile: All Returns (Returns, 000s)
- 6.21a** Exemptions and Deductions By Gross Income Level: All Returns (Amounts, \$000s)
- 6.21b** Exemptions and Deductions By Gross Income Level: All Returns (Returns, 000s)
- 6.22a** Exemptions and Deductions By Gross Income Percentile: All Returns (Amounts, \$000s)
- 6.22b** Exemptions and Deductions By Gross Income Percentile: All Returns (Returns, 000s)
- 6.31a** Tax Calculations By Gross Income Level: All Returns (Amounts \$000s)
- 6.31b** Tax Calculations By Gross Income Level: All Returns (Returns 000s)
- 6.32a** Tax Calculations By Gross Income Percentile: All Returns (Amounts \$000s)
- 6.32b** Tax Calculations By Gross Income Percentile: All Returns (Returns 000s)
- 6.41a** Tax Payments By Gross Income Level: All Returns (Amounts \$000s)
- 6.41b** Tax Payments By Gross Income Level: All Returns (Returns 000s)

6.42a Tax Payments By Taxable Income Percentile: All Returns (Amounts \$000s)
6.42b Tax Payments By Taxable Income Percentile: All Returns (Returns 000s)

APPENDIX

EXPLANATION OF TERMS, DATA SOURCES & LIMITATIONS

New Jersey Resident Return is a return filed by a resident of New Jersey, defined in the New Jersey Gross Income Tax Act as:

Resident Taxpayer means an individual:

1. Who is domiciled in this State, unless he maintains no permanent place of abode in this State; maintains a permanent place of abode elsewhere, and spends in the aggregate no more than 30 days of the taxable year in this State; or
2. Who is not domiciled in this State but maintains a permanent place of abode in this State and spends more than 183 days of the taxable year in this State, unless such individual is in the Armed Forces of the United States.

Full-year Return is a return covering the applicable tax year. All returns in this report, outside the summaries, are full year New Jersey Resident returns.

Part-Year Resident Return is a resident return other than full year.

New Jersey Total Income is the sum of the following four income types:

Employee Compensation is salaries, wages, tips, fees, commissions, bonuses and other remunerations received for services rendered whether in cash or in property.

Interest is all interest received except that on obligations issued by New Jersey or any political subdivision or instrumentality thereof, or obligations which are free from State or local taxation under New Jersey law or Federal law.

Dividends mean any distribution of earnings or profits by a business.

Other Income is income of the following types:

- (1) Net Profits from business.
- (2) Income from distribution of property (except as exempted).
- (3) Pension and annuity income except as exempted, to the extent proceeds exceed taxpayer contributions.
- (4) Income from rents, royalties, patents, and copyrights.
- (5) Gambling winnings.

- (6) Income from estates or trusts.
- (7) Income in respect of a decedent.
- (8) Distributive share of partnership income.
- (9) Alimony and separate maintenance (for the payee) but no child support payments.
- (10) Rental value of a residence furnished by an employer or rental allowance paid by an employer to provide a home.
- (11) Prizes and awards, except: scholarship and fellowship grants and New Jersey Lottery winnings.

Retirement Exclusion is allowed to taxpayers having at most \$100,000 gross income who are eligible for Social Security by reason of age (62 or more) or disability. It is of the following types.

- (1) Pension exclusion - eligible taxpayers are entitled to exclude the following amounts of pension from New Jersey Gross Income:
 - (a) Up to \$60,000 on a joint return
 - (b) Up to \$30,000 if married filing separately
 - (c) Up to \$45,000 if single, head of household, or qualifying widow(er).
- (2) An additional exclusion - eligible taxpayers having less than \$3,000 income from employee compensation, net profit from business and distributive share of partnership income are entitled to exempt additional income. The total exemption for (1) and (2) can be no more than the maximum amount mentioned in (1) for the appropriate filing status.
- (3) Extra exclusions - eligible taxpayers not receiving Social Security or Railroad Retirement benefits who would be receiving such if they were enrolled in the system and were the proper age are allowed an extra \$3,000 exemption from New Jersey Gross Income. (\$6,000 if married filing jointly.)

Excess Retirement Exclusion is the amount by which retirement exclusion exceeds Total Income. It is a balancing entry.

New Jersey Gross Income is New Jersey Total Income minus Retirement Exclusion, but not less than zero.

Exemptions Allowed are:

- (1) Regular Exemption for each taxpayer and one for the taxpayer's spouse who does not file separately.
- (2) Age Exemption for a taxpayer who is 65 years old or older and/or one for taxpayer's spouse who is 65 years old or older and who does not file separately.
- (3) Blind or Disabled exemption for a taxpayer and/or one for blind or disabled spouse who does not file separately.
- (4) Dependent exemption for each dependent of the taxpayer who qualifies as a dependent of the taxpayer for Federal Income Tax purposes.
- (5) College exemption for each dependent child under age 22 attending, full time, a college or university.
- (6) Veterans' exemption for each honorably discharged former service member.

New Jersey exemption allowance is \$1,000, \$1,500 for dependents, and \$3,000 for veterans.

Deductions allowed are:

- (1) Alimony and separate maintenance payment can be deducted to the extent to which they must be recorded as income by the payee.
- (2) Medical and Dental Expenses of the taxpayer, spouse and dependents, unreimbursed, can be deducted to the extent that they exceed 2% of the taxpayer's gross income.
- (3) Qualified conservation contribution is allowed for taxpayers who donate interests in land given to the state for conservation purposes and is the amount of the qualified conservation contribution for federal purposes.
- (4) Excess exempt deduct is the amount by which a taxpayer's exemption allowances and deductions exceed that taxpayer's gross income. It is a balancing entry generated only in this report. Taxable returns with excess exempt deduct had entered liability less than rounded tolerance.
- (5) Residential Property Tax Deduction is the amount of allowable residential property tax deducted from New Jersey Taxable Income by a homeowner or 18% of a tenant's rent paid in this state (up to a \$10,000 maximum).
- (6) Health Enterprise Zone deduction is the amount allowed for eligible taxpayers engaged in providing "primary care" medical and/or dental

services at a qualified practice located in or within five miles of a designated Health Enterprise Zone (HEZ).

- (7) Alternative Business Calculation Adjustment permits a partial deduction of losses for unincorporated business. Sources of the losses are proprietorships, partnerships, S Corporations, and income from rentals, royalties, patents, copyrights and carryforwards from prior return years. In 2018, 50 percent of allowable losses can be deducted.

Taxable Income is the difference between Gross Income and the sum of exemption allowances and deductions. It must be non-negative.

Minimum Income a single taxpayer or a married taxpayer filing separately with gross income not in excess of \$10,000 will not be subject to tax. A married couple filing jointly, a head of household, or a qualifying widow(er) with gross income not in excess of \$20,000 will not be subject to tax.

Tax Rate:

Married Filing Jointly -- Head of Household
(including nonresident aliens) -- Surviving Spouse

<u>Amount of Taxable Income</u>	<u>Amount of Tax</u>
\$ 20,000 or less.....	1.4% of taxable income
\$ 20,001 -- \$50,000.....	\$280.00 plus 1.750% excess over \$20,000
\$ 50,001 -- \$70,000.....	\$805.00 plus 2.450% of the excess over \$50,000
\$ 70,001 -- \$80,000.....	\$1,295.50 plus 3.500% of the excess over \$70,000
\$ 80,001 -- \$150,000.....	\$1,645.00 plus 5.525% of the excess over \$80,000
\$150,001 -- \$500,000	\$5,512.50 plus 6.370% of the excess over \$150,000
\$500,001 -- \$5,000,000.....	\$27,808.00 plus 8.970% of the excess over \$5,000,000
\$over \$5,000,000.....	\$431,457.50 plus 10.75% of the excess over \$5,000,000

Single -- Married Filing Separately -- Estates and Trusts

<u>Amount of Taxable Income</u>	<u>Amount of Tax</u>
\$20,000 or less.....	1.4% of taxable income
\$20,001-- \$35,000.....	\$280.00 plus 1.750% of the excess over \$20,000
\$35,001-- \$40,000.....	\$542.50 plus 3.50% of the excess over \$35,000
\$40,001-- \$75,000.....	\$717.50 plus 5.525% of the excess over \$40,000
\$75,001 -- \$500,000.....	\$2,651.25 plus 6.37% of the excess over \$75,000
\$500,001-- \$5,000,000.....	\$29,723.50 plus 8.97% of the excess over \$500,000
\$over \$5,000,000.....	\$431,457.50 plus 10.75% of the excess over \$5,000,000

Tax before credits is calculated tax liability before reduction by applicable credits

for taxes paid to other jurisdictions and property taxes paid.

Residential Property Tax Credit is the amount of allowable credit for residential property owners or tenants who pay property tax in this state but who do not have enough taxable income to benefit from the deduction.

Other credit is credit against this tax allowed for the amount of any income or wage tax imposed by another State, or political subdivision thereof, or by the District of Columbia, on income subject to this tax.

Child and Dependent care expenses is credit against tax before credits for expenses related to child- or other dependent care. It is calculated as a percentage of the Federal dependent care credit for returns reporting at most \$60,000 in New Jersey taxable income.

New Jersey Earned Income Tax Credit is 37% of the Federal Earned Income Tax Credit. It is available only to taxpayers with dependents who have NJ Gross Incomes of \$20,000 or less.

Balance of Tax is pre-credit liabilities less non-refundable credits. It is non-negative. Non-refundable credits are comprised of credits for income taxes paid to other jurisdictions and the sheltered workspace credit.

Net Charged Tax is balance of tax less refundable credits plus actual other taxes. Refundable credits are comprised of the Earned Income Credit, the property tax credit. Other taxes are estimated tax penalties (2210) plus sales and use tax due on out-of-state and internet purchases.

Taxes withheld come from the W-2 forms enclosed with returns.

Estimated payments are paid with declarations of estimated tax.

Balance Due returns are returns for which tax after credits exceeds the sum of taxes withheld, credit approved carryforward, and estimated payments.

Overpayment returns are returns for which withholdings, credits, and estimated payments exceed tax after credits.

Gubernatorial Election Fund: taxpayers could designate \$1 of their tax liability (\$2.00 on a joint return) to be applied to the Gubernatorial Election Fund.

Cash payments was indicated when a payment was sent either with the return or after the return.

Refund was indicated only when a refund was sent by the State to the taxpayer.

Credit approved is the amount of overpayment the taxpayer wished to be credited against the next year's tax.

Accounts Receivable is indicated when the taxpayer has not paid the total tax liability.

Accounts Payable is indicated when the taxpayer's overpayment exceeds the sum of credit approved and refund.

Taxable and Nontaxable Returns: taxability or non-taxability was determined by the presence or absence of net charged tax.

Returns with at Least One Aged 65+: those for which at least one exemption for age was taken.

Married Taxpayers and Single Taxpayers: is determined by the filing Status.

DATA SOURCES

Data in this report were based on the Division of Taxation Gross Income Tax File for return year 2018, which contained records of the tax transactions of individual income taxpayers. This Individual Master File reflected any correction made during revenue processing or any taxpayer or Division of Taxation initiated changes made prior to early spring 2020. Resident, nonresident, and fiduciary files were extracted by 1 April 2020.

DATA LIMITATIONS

The accuracy of the data was affected by any taxpayer reporting errors, as well as any errors introduced in processing the data even though efforts were made throughout the revenue processing system to eliminate such errors.

A preliminary check of the tax return data was performed by tax examiners prior to transcribing the return to computer disk. For instance, if the taxpayer forgot to enter on the return total wages shown on Form W-2, the tax examiner entered this figure onto the return.

After a return record was first transcribed and entered onto tape, but before it was posted to the Individual Master File (IMF), it was subjected to validity and mathematical verification tests. The validity tests were a series of checks on the internal consistency of the return records. As examples, if an amount was shown for refund, but none for withholding; if tax withholding was greater than total wages; or if the number of exemptions claimed was inconsistent with the marital status or number of taxpayer names shown--then the return record was considered invalid and was read out for comparison with the return and correction.

If it could not be corrected, correspondence with the taxpayer was initiated. Once the discrepancy was resolved, the corrected data was entered onto the IMF. Mathematical verification involved a re-computation of tax liability in order to

verify balance due or refund requested on the basis of the income, marital status, deduction, and exemption data given by the taxpayer. If the recomputed tax liability differed from that indicated on the return record, the record was also read out for correction or for correspondence with the taxpayer. Corrections made by the tax examiners during examination of the return or as a result of the validity or mathematical verification test are reflected in the tabulations.



040HP02180

Your Social Security Number

Name(s) as shown on Form NJ-1040

Page 2

15. Wages, salaries, tips, and other employee compensation (State wages from Box 16 of enclosed W-2(s)) (See instructions) 15.

16a. Taxable interest income (Enclose federal Schedule B if over \$1,500) (See instructions) 16a.

16b. Tax-exempt interest income (Enclose Schedule) (See instructions) Do not include on Line 16a..... 16b.

17. Dividends..... 17.

18. Net profits from business (Schedule NJ-BUS-1, Part I, Line 4) (Enclose federal Schedule C)..... 18.

19. Net gains or income from disposition of property (Schedule NJ-DOP, Line 4)..... 19.

20a. Pensions, Annuities, and IRA Withdrawals (See instructions)..... 20a.

20b. Excludable Pensions, Annuities, and IRA Withdrawals 20b.

21. Distributive Share of Partnership Income (Schedule NJ-BUS-1, Part II, Line 4) (Enclose Schedule NJ-K-1 or federal Schedule K-1) 21.

22. Net pro rata share of S Corporation Income (Schedule NJ-BUS-1, Part III, Line 4) (Enclose Schedule NJ-K-1 or federal Schedule K-1) 22.

23. Net gains or income from rents, royalties, patents, and copyrights (Schedule NJ-BUS-1, Part IV, Line 4) 23.

24. Net Gambling Winnings (See instructions)..... 24.

25. Alimony and Separate Maintenance Payments received..... 25.

26. Other (Enclose documents) (See instructions)..... 26.

27. Total Income (Add Lines 15, 16a, 17 through 20a, and 21 through 26) 27.

28a. Retirement/Pension Exclusion (See instructions) 28a.

28b. Other Retirement Income Exclusion (See Worksheet D and instructions page 22) 28b.

28c. Total Exclusion Amount (Add Lines 28a and 28b) 28c.

29. **New Jersey Gross Income** (Subtract Line 28c from Line 27) (See instructions) 29.

30. Exemption Amount (Enter amount from Line 13. Part-year residents see instr.) 30.

31. Medical Expenses (See Worksheet F and instructions page 24)..... 31.

32. Alimony and Separate Maintenance Payments (See instructions) 32.

33. Qualified Conservation Contribution..... 33.

34. Health Enterprise Zone Deduction 34.

35. Alternative Business Calculation Adjustment (Schedule NJ-BUS-2, Line 11) 35.

36. Total Exemptions and Deductions (Add Lines 30 through 35) 36.

37. Taxable Income (Subtract Line 36 from Line 29)..... 37.

38a. Total Property Taxes (18% of Rent) Paid (See instructions page 25) ...38a.

38b. Block Lot Qualifier

38c. County/Municipality Code Fill in if you completed Worksheet G.

39. Property Tax Deduction (From Worksheet H) (See instructions)..... 39.

40. **New Jersey Taxable Income** (Subtract Line 39 from Line 37) 40.



040HP03180

Your Social Security Number

Name(s) as shown on Form NJ-1040

41. Tax on Amount on Line 40 (Tax Table page 52).....	41.	<input type="text"/>	<input type="text"/>	<input type="text"/>	<input type="text"/>	<input type="text"/>	<input type="text"/>	<input type="text"/>	<input type="text"/>
42. Credit For Income Taxes Paid to Other Jurisdictions (Enclose Schedule NJ-COJ) (See instructions).....	42.	<input type="text"/>	<input type="text"/>	<input type="text"/>	<input type="text"/>	<input type="text"/>	<input type="text"/>	<input type="text"/>	<input type="text"/>
43. Balance of Tax (Subtract Line 42 from Line 41).....	43.	<input type="text"/>	<input type="text"/>	<input type="text"/>	<input type="text"/>	<input type="text"/>	<input type="text"/>	<input type="text"/>	<input type="text"/>
44. Child and Dependent Care Credit (See instructions).....	44.	<input type="text"/>	<input type="text"/>	<input type="text"/>	<input type="text"/>	<input type="text"/>	<input type="text"/>	<input type="text"/>	<input type="text"/>
Fill in <input type="text"/> if you are a CU couple claiming the Child and Dependent Care Credit									
45. Balance of Tax (Subtract Line 44 from Line 43).....	45.	<input type="text"/>	<input type="text"/>	<input type="text"/>	<input type="text"/>	<input type="text"/>	<input type="text"/>	<input type="text"/>	<input type="text"/>
46. Sheltered Workshop Tax Credit.....	46.	<input type="text"/>	<input type="text"/>	<input type="text"/>	<input type="text"/>	<input type="text"/>	<input type="text"/>	<input type="text"/>	<input type="text"/>
47. Balance of Tax (Subtract Line 46 from Line 45).....	47.	<input type="text"/>	<input type="text"/>	<input type="text"/>	<input type="text"/>	<input type="text"/>	<input type="text"/>	<input type="text"/>	<input type="text"/>
48. Gold Star Family Counseling Credit (See instructions).....	48.	<input type="text"/>	<input type="text"/>	<input type="text"/>	<input type="text"/>	<input type="text"/>	<input type="text"/>	<input type="text"/>	<input type="text"/>
49. Balance of Tax After Credits (Subtract Line 48 from Line 47) If zero or less, make no entry.....	49.	<input type="text"/>	<input type="text"/>	<input type="text"/>	<input type="text"/>	<input type="text"/>	<input type="text"/>	<input type="text"/>	<input type="text"/>
50. Use Tax Due on Internet, Mail-Order, or Other Out-of-State Purchases (See instructions) If no Use Tax, enter 0.00.....	50.	<input type="text"/>	<input type="text"/>	<input type="text"/>	<input type="text"/>	<input type="text"/>	<input type="text"/>	<input type="text"/>	<input type="text"/>
51. Interest on Underpayment of Estimated Tax.....	51.	<input type="text"/>	<input type="text"/>	<input type="text"/>	<input type="text"/>	<input type="text"/>	<input type="text"/>	<input type="text"/>	<input type="text"/>
Fill in <input type="text"/> if Form NJ-2210 is enclosed									
52. Total Tax Due (Add Lines 49, 50, and 51).....	52.	<input type="text"/>	<input type="text"/>	<input type="text"/>	<input type="text"/>	<input type="text"/>	<input type="text"/>	<input type="text"/>	<input type="text"/>
53. Total New Jersey Income Tax Withheld (Enclose Forms W-2 and 1099).....	53.	<input type="text"/>	<input type="text"/>	<input type="text"/>	<input type="text"/>	<input type="text"/>	<input type="text"/>	<input type="text"/>	<input type="text"/>
54. Property Tax Credit (See instructions page 25).....	54.	<input type="text"/>	<input type="text"/>	<input type="text"/>	<input type="text"/>	<input type="text"/>	<input type="text"/>	<input type="text"/>	<input type="text"/>
55. New Jersey Estimated Tax Payments/Credit from 2017 tax return.....	55.	<input type="text"/>	<input type="text"/>	<input type="text"/>	<input type="text"/>	<input type="text"/>	<input type="text"/>	<input type="text"/>	<input type="text"/>
56. New Jersey Earned Income Tax Credit (See instructions).....	56.	<input type="text"/>	<input type="text"/>	<input type="text"/>	<input type="text"/>	<input type="text"/>	<input type="text"/>	<input type="text"/>	<input type="text"/>
Fill in <input type="text"/> if you had the IRS calculate your federal earned income credit									
Fill in <input type="text"/> if you are a CU couple claiming the NJ Earned Income Tax Credit									
57. Excess New Jersey UI/WF/SWF Withheld (Enclose Form NJ-2450) (See instructions).....	57.	<input type="text"/>	<input type="text"/>	<input type="text"/>	<input type="text"/>	<input type="text"/>	<input type="text"/>	<input type="text"/>	<input type="text"/>
58. Excess New Jersey Disability Insurance Withheld (Enclose Form NJ-2450) (See instructions).....	58.	<input type="text"/>	<input type="text"/>	<input type="text"/>	<input type="text"/>	<input type="text"/>	<input type="text"/>	<input type="text"/>	<input type="text"/>
59. Excess New Jersey Family Leave Insurance Withheld (Enclose Form NJ-2450) (See instructions).....	59.	<input type="text"/>	<input type="text"/>	<input type="text"/>	<input type="text"/>	<input type="text"/>	<input type="text"/>	<input type="text"/>	<input type="text"/>
60. Wounded Warrior Caregivers Credit (See instructions).....	60.	<input type="text"/>	<input type="text"/>	<input type="text"/>	<input type="text"/>	<input type="text"/>	<input type="text"/>	<input type="text"/>	<input type="text"/>
61. Total Withholdings, Credits, and Payments (Add Lines 53 through 60).....	61.	<input type="text"/>	<input type="text"/>	<input type="text"/>	<input type="text"/>	<input type="text"/>	<input type="text"/>	<input type="text"/>	<input type="text"/>
62. If Line 61 is less than Line 52, you have tax due. Subtract Line 61 from Line 52 and enter the amount you owe.....	62.	<input type="text"/>	<input type="text"/>	<input type="text"/>	<input type="text"/>	<input type="text"/>	<input type="text"/>	<input type="text"/>	<input type="text"/>
<i>If you owe tax, you can still make a donation on Lines 65 through 72.</i>									
63. If the total on Line 61 is more than Line 52, you have an overpayment. Subtract Line 52 from Line 61 and enter the overpayment.....	63.	<input type="text"/>	<input type="text"/>	<input type="text"/>	<input type="text"/>	<input type="text"/>	<input type="text"/>	<input type="text"/>	<input type="text"/>
64. Amount from Line 63 you want to credit to your 2019 tax.....	64.	<input type="text"/>	<input type="text"/>	<input type="text"/>	<input type="text"/>	<input type="text"/>	<input type="text"/>	<input type="text"/>	<input type="text"/>
65. Contribution to N.J. Endangered Wildlife Fund.....	65.	<input type="checkbox"/>	\$10	<input type="checkbox"/>	\$20	<input type="checkbox"/>	Other	<input type="text"/>	<input type="text"/>
66. Contribution to N.J. Children's Trust Fund To Prevent Child Abuse.....	66.	<input type="checkbox"/>	\$10	<input type="checkbox"/>	\$20	<input type="checkbox"/>	Other	<input type="text"/>	<input type="text"/>
67. Contribution to N.J. Vietnam Veterans' Memorial Fund.....	67.	<input type="checkbox"/>	\$10	<input type="checkbox"/>	\$20	<input type="checkbox"/>	Other	<input type="text"/>	<input type="text"/>
68. Contribution to N.J. Breast Cancer Research Fund.....	68.	<input type="checkbox"/>	\$10	<input type="checkbox"/>	\$20	<input type="checkbox"/>	Other	<input type="text"/>	<input type="text"/>
69. Contribution to U.S.S. New Jersey Educational Museum Fund.....	69.	<input type="checkbox"/>	\$10	<input type="checkbox"/>	\$20	<input type="checkbox"/>	Other	<input type="text"/>	<input type="text"/>



Your Social Security Number

Name(s) as shown on Form NJ-1040

70. Other Designated Contribution (See instructions)	<input type="checkbox"/> \$10 <input type="checkbox"/> \$20 <input type="checkbox"/> Other	Enter Code <input type="text"/> <input type="text"/>	70.	<input type="text"/> <input type="text"/> <input type="text"/> <input type="text"/>
71. Other Designated Contribution (See instructions)	<input type="checkbox"/> \$10 <input type="checkbox"/> \$20 <input type="checkbox"/> Other	Enter Code <input type="text"/> <input type="text"/>	71.	<input type="text"/> <input type="text"/> <input type="text"/> <input type="text"/>
72. Other Designated Contribution (See instructions)	<input type="checkbox"/> \$10 <input type="checkbox"/> \$20 <input type="checkbox"/> Other	Enter Code <input type="text"/> <input type="text"/>	72.	<input type="text"/> <input type="text"/> <input type="text"/> <input type="text"/>
73. Total Adjustments to Tax Due/Overpayment amount (Add Lines 64 through 72)			73.	<input type="text"/> <input type="text"/> <input type="text"/> <input type="text"/> <input type="text"/> <input type="text"/> <input type="text"/> <input type="text"/>
74. Balance due (If Line 62 is more than zero, add Line 62 and Line 73).....			74.	<input type="text"/> <input type="text"/> <input type="text"/> <input type="text"/> <input type="text"/> <input type="text"/> <input type="text"/> <input type="text"/>
Fill in <input type="radio"/> if paying by e-check or credit card				
75. Refund amount (If Line 63 is more than zero, subtract Line 73 from Line 63)			75.	<input type="text"/> <input type="text"/> <input type="text"/> <input type="text"/> <input type="text"/> <input type="text"/> <input type="text"/> <input type="text"/>

Gubernatorial Elections Fund

Do you want to designate \$1 to the Gubernatorial Elections Fund?
If joint return, does your spouse want to designate \$1?
This does not reduce your refund or increase your balance due.

➔ You Spouse/CU Partner Yes No
Yes No

Health Insurance

Indicate whether or not you (and your spouse/CU partner or domestic partner) have health insurance coverage on the date you file this return.

➔ You Spouse/CU Partner Domestic Partner Yes No
Yes No
Yes No

Signature

Under penalties of perjury, I declare that I have examined this Income Tax return, including accompanying schedules and statements, and to the best of my knowledge and belief, it is true, correct, and complete. If prepared by a person other than the taxpayer, this declaration is based on all information of which the preparer has any knowledge.

Your Signature _____ Date _____ Spouse's/CU Partner's Signature (required if filing jointly) _____ Date _____

Driver's License Number (Voluntary) (Instructions page 42)

Fill in if death certificate is enclosed. Fill in if you do not want a paper form next year.

I authorize the Division of Taxation to discuss my return and enclosures with my preparer (below).

Paid Preparer's Signature (Fill in <input type="radio"/> if NJ-1040-O is enclosed)	Federal Identification Number <input type="text"/> <input type="text"/> <input type="text"/> <input type="text"/> <input type="text"/> <input type="text"/> <input type="text"/> <input type="text"/> <input type="text"/> <input type="text"/>
Firm's Name	Federal Employer Identification Number <input type="text"/> <input type="text"/> <input type="text"/> <input type="text"/> <input type="text"/> <input type="text"/> <input type="text"/> <input type="text"/> <input type="text"/> <input type="text"/>

Keep a copy of this return and all supporting documents for your records.

Tax Due Address
 Mail payment along with the NJ-1040-V payment voucher and tax return to:
 State of New Jersey
 Division of Taxation
 Revenue Processing Center – Payments
 PO Box 111
 Trenton, NJ 08645-0111
 Include Social Security number and make check or money order payable to:
 State of New Jersey – TGI
 You can also make a payment on our website:
 www.njtaxation.org

Refund or No Tax Due Address
 Mail to:
 State of New Jersey
 Division of Taxation
 Revenue Processing Center – Refunds
 PO Box 555
 Trenton, NJ 08647-0555

PRSRT STD
US POSTAGE PAID
STATE OF NEW JERSEY

New Jersey Resident Return

NJ-1040

This Booklet Contains:

- Form NJ-1040 Resident Return
- Form NJ-1040-HW Property Tax Credit/
Wounded Warrior Caregivers Credit Application
- Form NJ-1040-V Payment Voucher
- Form NJ-2450 Claim for Excess Unemployment/
Disability/Family Leave Insurance Contributions
- Form NJ-630 Application for Extension
- Form ST-18 Use Tax Return

Did you make online, catalog, or out-of-state purchases?
You may owe New Jersey Use Tax. See page 37.

2018
NJ-1040

File Electronically

Whether you use NJ WebFile, NJ E-File, or New Jersey Online Filing, there's an electronic filing option for you! When you file electronically, you'll be able to file your return faster, and you can choose direct deposit for your refund.

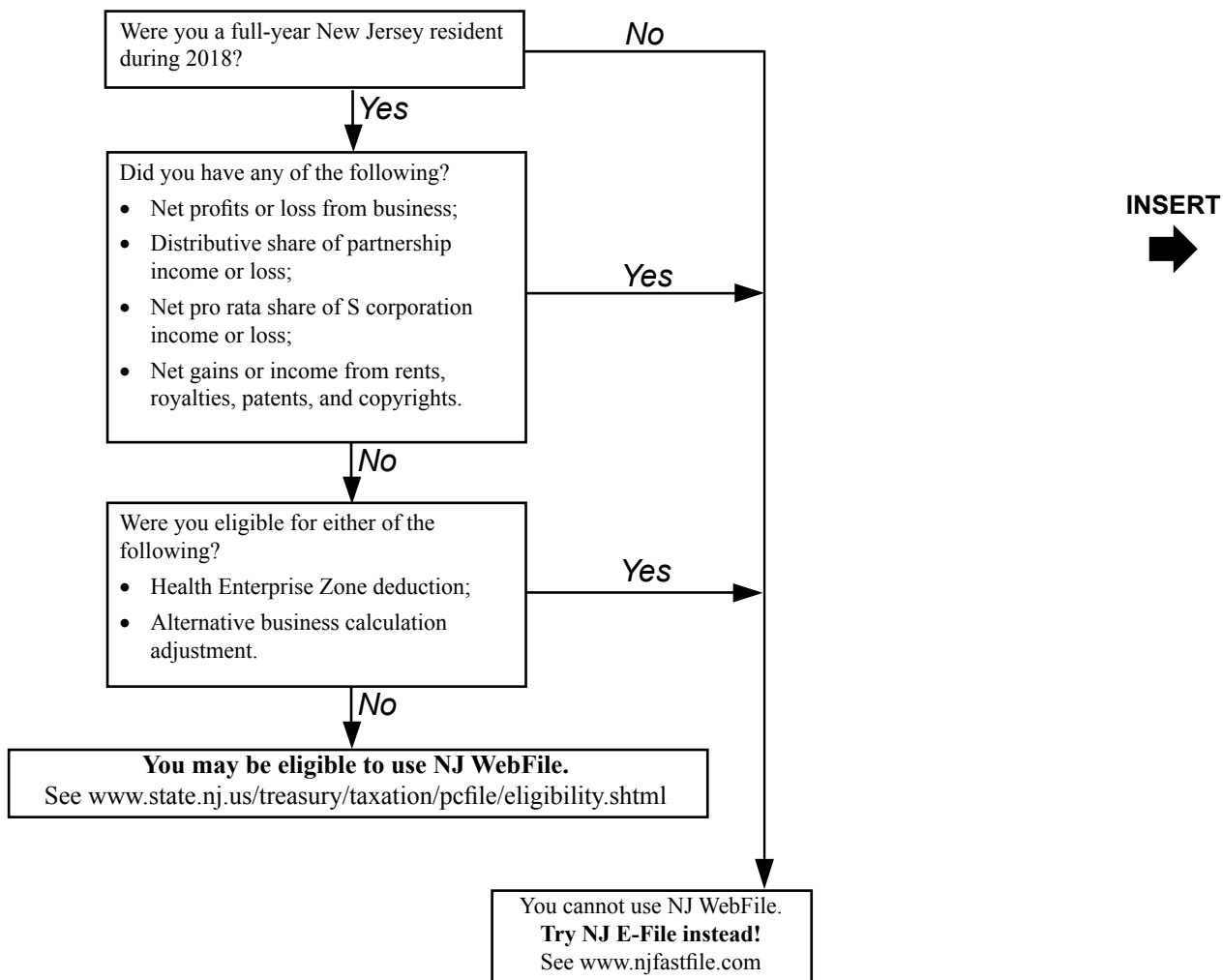
NJ WebFile

Prepare your Form NJ-1040 return on our secure website at www.njwebfile.com. Nothing to buy and no filing fees. Available only to full-year residents who meet certain eligibility requirements.

NJ E-File

You can file your Form NJ-1040 for 2018 using NJ E-File, whether you are a full-year resident or a part-year resident. Use tax software you purchase, go to an online tax preparation website, or have a tax preparer file your return. (You may file both federal and State Income Tax returns.) Available to both full-year and part-year residents.

Which Works Best for Me – NJ WebFile or NJ E-File?



New Jersey Online Filing

Use the free, enhanced, and upgraded New Jersey Online Filing Service to file your 2018 NJ-1040 return. It's simple and easy to follow the instructions, complete your NJ tax return, and file it online. Any resident (or part-year resident) can use it to file their 2018 NJ-1040 for free.



State of New Jersey
DEPARTMENT OF THE TREASURY
DIVISION OF TAXATION

Dear Taxpayer,

More and more New Jersey residents are discovering the benefits of paperless filing as the percentage of electronic income tax returns increases each year. Electronic filing through NJ WebFile, NJ E-File, and New Jersey Online Filing makes the process easier and more convenient for everyone. These choices are available to save you valuable time, so take a moment to read the electronic filing information on the inside front cover of this booklet to choose which method is best for you and your family.

We've focused a great deal of effort this year on improving how we communicate with the public by enhancing our mobile-friendly website and frequently updating our content. We also continue to find more ways to reach New Jerseyans through avenues such as our official Facebook page, Twitter feed, and YouTube channel, which features helpful and easy-to-follow videos to explain your tax return. We continually strive to make filing your taxes stress-free and more user-friendly. I'm sure you'll discover many useful nuggets of information when you visit us.

As you file your return, look for the "New for 2018" graphic throughout the instructions, which highlights this year's tax changes. I also want to point out some of the changes that may benefit you:

- **Retirement Income Exclusion.** The pension and/or other retirement income exclusion amount is being increased over a four-year period. This year, you may be eligible to exclude up to \$60,000 of retirement income – a 50 percent increase over last year. See page 21 for more information.
- **Earned Income Tax Credit.** Under a new law, the New Jersey Earned Income Tax Credit increases to 37 percent of the federal earned income credit for 2018 in the first of three scheduled increases. See page 39 for more information.
- **Property Tax Deduction.** A new law increases the maximum amount qualified homeowners and tenants are eligible to deduct for property taxes paid during the calendar year from \$10,000 to \$15,000. See page 25 for more information.
- **Child and Dependent Care Credit.** A new Child and Dependent Care Credit may benefit eligible resident taxpayers who are also allowed a federal credit for expenses incurred for the care of one or more qualifying individuals. The New Jersey tax credit is a percentage of the taxpayer's federal child and dependent care credit. The amount varies according to the amount of the taxpayer's New Jersey taxable income. See page 36 for more information.
- **Wounded Warrior Caregivers Credit.** The Wounded Warrior Caregivers Credit is for family caregivers of qualifying armed service members with physical disabilities. A qualified family caregiver is eligible for a credit equal to 100 percent of the federal veteran disability compensation, or \$675, whichever is less. See page 40 for more information... and thank you for your service.

If you have questions about filing your return, please visit our website at www.njtaxation.org. You can also call our Automated Tax Information System at 1-800-323-4400 or 609-826-4400 for prerecorded information on a variety of tax topics. If you wish to speak with a Division representative, contact our Customer Service Center at 609-292-6400 for helpful assistance.

Sincerely,

A handwritten signature in black ink, appearing to read "John Ficara".

John Ficara
Acting Director
Division of Taxation

Table of Contents

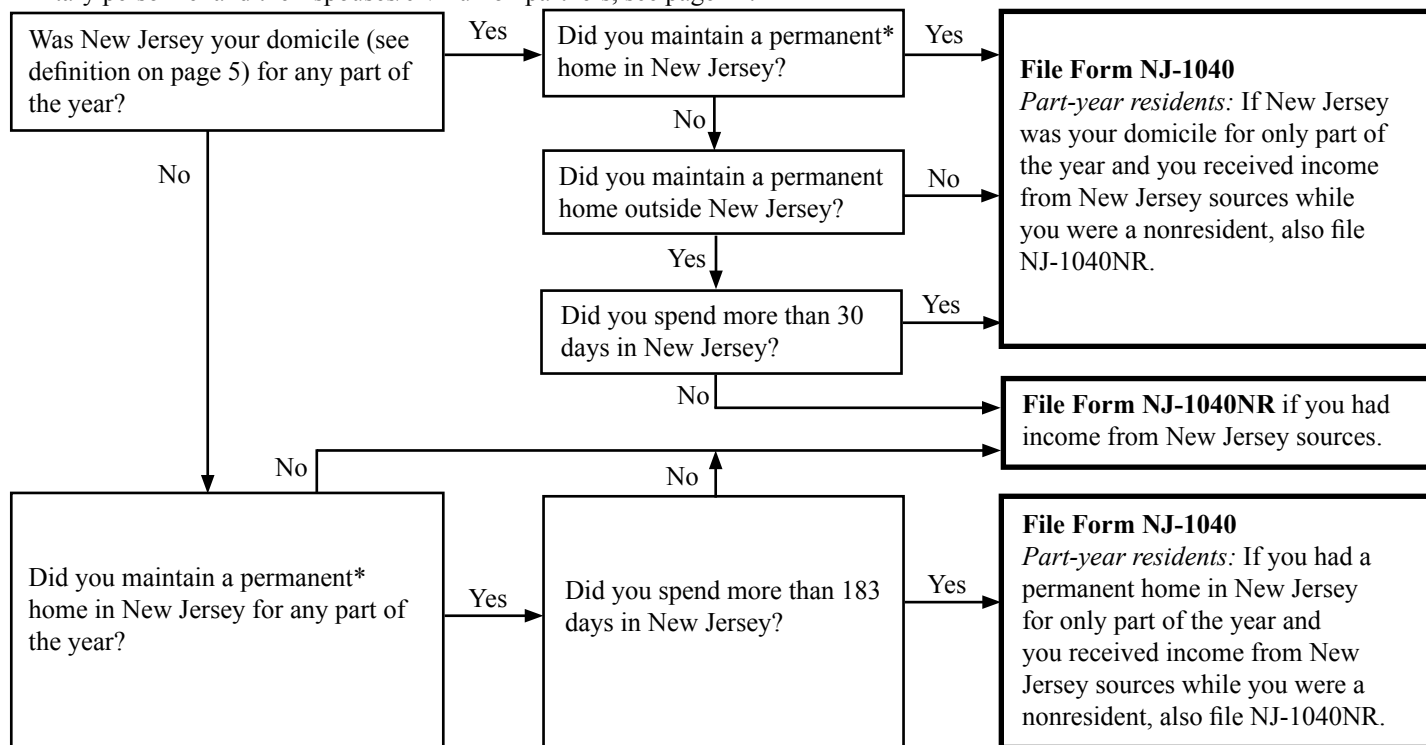
When to File	4
Extension of Time to File	4
Taxpayer Identification.....	5
Part-Year Residents	5
Filing Status.....	6
Exemptions.....	6
Dependent Information.....	8
Income.....	8
Schedule NJ-DOP — Disposition of Property	13
Schedule NJ-BUS-1 — Business Income Summary.....	18
Retirement/Pension Exclusion and Other Retirement Income Exclusion.....	21
Deductions.....	24
Property Tax Deduction/Credit.....	25
Calculating Your Tax Liability	32
Credit for Income Taxes Paid to Other Jurisdictions.....	32
Schedule NJ-COJ — Taxes Paid to Other Jurisdiction.....	32
Child and Dependent Care Credit	36
Use Tax Due.....	37
Withholdings/Payments	38
New Jersey Earned Income Tax Credit	39
Wounded Warrior Caregivers Credit.....	40
Charitable Contributions	40
How to Pay	43
Where to Mail Your Return	44
Military Personnel.....	44
Deceased Taxpayers	45
NJ-1040-HW — Property Tax Credit/Wounded Warrior Caregivers	
Credit Application.....	47
County/Municipality Codes	50
Tax Table	52
Tax Rate Schedules.....	61
Index.....	64

Do You Have to File a New Jersey Income Tax Return?

You are required to file a return if – your filing status is:	and your gross income from everywhere for the entire year was more than the filing threshold:
Single Married/CU partner, filing separate return	\$10,000
Married/CU couple, filing joint return Head of household Qualifying widow(er)/surviving CU partner	\$20,000
Also file a return if –	
<ul style="list-style-type: none"> You had New Jersey Income Tax withheld and are due a refund. You paid New Jersey estimated taxes for 2018 and are due a refund. You are eligible for a New Jersey Earned Income Tax Credit or other credit and are due a refund. 	
If you are NOT required to file a return and you:	
<ul style="list-style-type: none"> Are a homeowner or tenant age 65 or older or disabled, you may be eligible for a Property Tax Credit. See the instructions for Form NJ-1040-HW on page 47. Provided care for a disabled veteran who is related to you and lived with you, you may be eligible for a Wounded Warrior Caregivers Credit. See the instructions for Form NJ-1040-HW on page 47. 	

Which Form to File

Military personnel and their spouses/civil union partners, see page 44.



*A home is not permanent if it is maintained only for a temporary period to accomplish a particular purpose (e.g., temporary job assignment). A home used only for vacations is not a permanent home.

New Jersey Residents Working/Living Abroad. Use the chart, “Which Form to File,” above to determine if you are considered a New Jersey resident for tax purposes. New Jersey residents working or living abroad have the same filing and payment requirements as residents living in New Jersey.

Part-Year Residents. There is no part-year resident return. You may have to file both Form NJ-1040 to report income you received for the part of the year you were a resident and Form NJ-1040NR if you had income from New Jersey sources for the part of the year you were a nonresident.

Things to Know Before You Begin Your 2018 NJ-1040

Check the following items to avoid mistakes that delay returns and refunds.

When to File

In general, your New Jersey Income Tax return is due when your federal income tax return is due. If you are a calendar year filer, your 2018 New Jersey Income Tax return is due by April 15, 2019. Fiscal-year filers, see page 6.

Postmark Date

All New Jersey Income Tax returns postmarked on or before the due date of the return are considered filed on time. Tax returns postmarked after the due date are considered filed late. If the postmark date on your return is after the due date, the filing date for that return is the date we received your return, not the postmark date.

Extension of Time to File

There is no extension of time to pay your tax due – only to file. Penalties and interest will be charged if you pay your tax after April 15, 2019. (Military personnel and civilians providing support to the Armed Forces, see page 44.)

You can receive a six-month extension of time to file if you pay at least 80% of your tax liability (Line 43) through withholdings, estimated payments, or other payments by the original due date, and

- You enclose a copy of your federal Application for Automatic Extension, if filed by paper, and fill in the oval on the front of your NJ-1040; or
- You file Form NJ-630, Application for Extension of Time to File New Jersey Gross Income Tax Return, by April 15, 2019. You can file an extension application online until 11:59 p.m., April 15, 2019, at www.njtaxation.org, or use the NJ-630 provided at the front of this booklet.

If you do not meet the requirements for an extension, or you do not file your return by the extended due date, we will deny your extension request and charge penalties and interest from the original due date of the return. (See “Penalties and Interest” on page 43.) You will not receive an approved copy of your extension request. We will notify you only if we deny your request, but not until after you actually file your return.

Filling Out the Form Properly

- Use only a 2018 return for the 2018 Tax Year.
- Use only blue or black ink.
- Enter last name first on the return. This is different from the federal return.
- Use “State Wages” from Box 16 of your W-2, not federal wages (Box 1).
- Do not use dollar signs or dashes.
- Do not report a loss on Form NJ-1040 (see page 8).
- If a line does not apply to you, leave it blank. There is an exception for Use Tax, Line 50. See page 37.
- To request a refund, you must enter an amount on Line 75.

Rounding

Instead of making dollars-and-cents entries on your return, you can round and use whole dollar amounts. If you round, do so for all lines, and enter “00” after the decimal for cents.

Round amounts of 50 cents or more up to the next whole dollar. For example, \$26.78 becomes \$27.00.

Round amounts of less than 50 cents down to the next whole dollar. For example, \$13.45 becomes \$13.00.

Round the total, not the amounts used to calculate the total. For example, the sum of \$13.45 and \$46.24 is \$59.69, which becomes \$60.00.

Terms to Know

Domicile. A domicile is the place you consider your permanent home – the place where you intend to return after a period of absence (e.g., vacation, business assignment, educational leave). You have only one domicile, although you may have more than one place to live. Your domicile does not change until you move to a new location with the intent to establish your permanent home there and to abandon your New Jersey domicile. Moving to a new location, even for a long time, does not change your domicile if you intend to return to New Jersey. Your home, whether inside or outside New Jersey, is not permanent if you maintain it only for a temporary period to accomplish a particular purpose (e.g., temporary job assignment).


Principal Residence. A principal residence is a home you own or rent and actually occupy as your permanent residence. It does not include a vacation home, a “second home,” or property you own and rent to someone else.

Spouse/Civil Union Partner. The term spouse also refers to a spouse who entered into a valid same-sex marriage in another state or foreign nation and a partner in a civil union (CU) recognized under New Jersey law.

Line-by-Line Instructions

Name and Address

Place the peel-off label from the front of this booklet in the name and address section at the top of the return. **Do not use the label if any of the information is incorrect.** If it has incorrect information or you do not have a label, print or type the information in the spaces provided. If you are filing jointly, include your spouse’s name. Your refund and next year’s form will be sent to the address you provide.

New for 2018  **Foreign Address.** Fill in the oval if your mailing address is outside the United States.

Change of Address. Fill in the oval if your address has changed since you last filed a New Jersey return or if any of the address information on your label is incorrect.

Social Security Number

You must enter your Social Security number in the boxes provided on the return, one digit in each box. If you are filing jointly, enter both filers’ numbers in the same order as the names.


If you (or your spouse) do not have a Social Security number, contact the Social Security Administration to apply for one. If you are not eligible for a Social Security number, contact the Internal Revenue Service to get an Individual Taxpayer Identification Number (ITIN). If you (or your spouse) applied for but have not received an ITIN by the return due date, enclose a copy of your federal Form W-7.

County/Municipality Code

Enter the four-digit code of your current residence from the table on page 50. Enter one digit in each box.

Federal Extension Filed

Fill in the oval if you filed a federal Application for Automatic Extension.

Enclose document  Enclose a copy of the federal extension request with your return if you filed it by paper.

For more information on extensions, see page 4.

Part-Year Residents

If you were a New Jersey resident for only part of the year, list the month and day in the tax year your residency began and the month and day in the tax year it ended. For example, if you moved to New Jersey August 4, 2018, enter 08/04/18 to 12/31/18.

You must file a return if your income for the **entire year** (not just your period of New Jersey residency) was more than the filing threshold for your filing status (see page 3). Only report income you earned while a New Jersey resident.

You must prorate exemptions, deductions, credits, pension, and other retirement income exclusions based on the number of months you were a New Jersey resident. For this calculation, 15 days or more is considered a month. If you received income from a New Jersey source while you were a nonresident, you must also file a New Jersey nonresident return.

Fiscal Year Filers

If you are a fiscal year filer, you must file your New Jersey Income Tax return by the 15th day of the fourth month following the close of the fiscal year.

Enter the month that your fiscal year ends in the boxes provided.

Lines 1–5 – Filing Status

In general, you must use the same filing status as you do for federal purposes. Fill in only **one** oval.

Single. Your filing status is single if you were not married or a partner in a civil union on the last day of the tax year, and you do not qualify to file head of household or qualifying widow(er)/surviving CU partner.

Married/Civil Union Couples. If you are married and file a joint federal return, you must also file a joint New Jersey return. If you file separate federal returns, you must also file separate State returns. However, if you are a partner in a civil union, your filing status for New Jersey may not match your federal filing status.

If during the entire tax year one spouse was a resident and the other a nonresident, the resident can file a separate New Jersey return. The resident calculates income and exemptions as if a federal married, filing separate return had been filed. You have the option of filing a joint return, but in that case, your joint income would be taxed as if you both were residents.

If you are filing separately, enter your spouse's Social Security number in the boxes provided.

Note: You can file jointly or separately only if you were married or a partner in a civil union on the last day of the tax year.

Head of Household. You can use this filing status if you meet the requirements to file as head of household for federal purposes. For more information, visit the IRS website at www.irs.gov.

Qualifying Widow(er)/Surviving CU Partner. You can use this filing status if your spouse died in 2016 or 2017 and you meet the requirements to file as Qualifying Widow(er) with Dependent Child for federal purposes. For more information, visit the IRS website at irs.gov.

Fill in the oval indicating the year in which your spouse died.

Civil Unions. Partners in a civil union must file their New Jersey Income Tax returns using the same filing statuses as spouses under New Jersey Gross Income Tax Law. If you are a partner in a civil union, your New Jersey filing status may not match your federal filing status.

For more information, see Tax Topic Bulletin GIT-4, *Filing Status*.

Exemptions – Lines 6–12

Fill in the ovals that apply. For each line, enter a total in the boxes to the right and complete the calculation. The number of exemptions you are claiming must be entered in the boxes or the exemption(s) will be disallowed. The number of ovals filled in must equal the number of exemptions claimed.

Line 6 – Regular Exemptions

You can claim a \$1,000 exemption for yourself and your spouse/CU partner (if filing a joint return) or your Domestic Partner.

Note: The domestic partnership must be registered in New Jersey by the last day of the tax year. You can only claim your domestic partner if he or she does not file a New Jersey return. You must enclose a copy of your Certificate of Domestic Partnership the first time you claim the exemption.

Line 7 – Senior 65+

You can claim a \$1,000 exemption if you were 65 or older on the last day of the tax year (born in 1953 or earlier). If you are filing jointly, your spouse can take a \$1,000 exemption if he or she was 65 or older on the last day of the tax year. You **cannot** claim this exemption for your domestic partner or dependents.

You must enclose proof of age such as a copy of a birth certificate, driver's license, or church records the first time you claim the exemption(s).

Line 8 – Blind or Disabled

You can claim a \$1,000 exemption if you were blind or disabled on the last day of the tax year. If you are filing jointly, your spouse can take a \$1,000 exemption if he or she was blind or disabled on the last day of the tax year. You **cannot** claim this exemption for your domestic partner or dependents.

You must enclose a copy of the doctor's certificate or other medical records evidencing legal blindness or total and permanent disability the first time you claim the exemption(s).

Line 9 – Veteran Exemptions

You can claim a \$3,000 exemption if you are a military veteran who was honorably discharged or released under honorable circumstances from active duty any time before the last day of the tax year. If you are filing jointly, your spouse can also take this exemption if he or she is a military veteran who meets the requirements. You cannot claim this exemption for your domestic partner or dependents.

You must provide official documentation showing that you were honorably discharged or released under honorable circumstances from active duty the first time you claim the exemption(s). Your documentation must list your character of service (discharge).

A list of acceptable documentation and ways to submit it is available on our website at www.njtaxation.org.

Line 10 – Qualified Dependent Children

You can claim a \$1,500 exemption for each child who qualifies as your dependent for federal tax purposes.

Line 11 – Other Dependents

You can claim a \$1,500 exemption for each other dependent who qualifies as your dependent for federal tax purposes.

Line 12 – Dependents Attending Colleges

You can claim an additional \$1,000 exemption for each dependent student if all the requirements below are met. You **cannot** claim this exemption for yourself, your spouse, or your domestic partner.

- Student must be claimed as a dependent on Line 10 or 11.
- Student must be under age 22 on the last day of the tax year (born 1997 or later).
- Student must attend full-time. Full-time is determined by the school.
- Student must spend at least some part of each of five calendar months of the tax year at school.
- The educational institution must be an accredited college or post-secondary school, maintain a regular faculty and curriculum, and have a body of students in attendance.
- You must have paid one-half or more of the tuition and maintenance costs for the student. Financial aid received by the student is not calculated into your cost when totaling one-half of your dependent's tuition and maintenance. However, the money earned by students in College Work Study programs is income and is taken into account.

Line 13 – Total Exemption Amount

Add the amounts on Lines 6 through 12 and enter the total. Add the amounts from the lines, not the numbers in the boxes.

Line 14 – Dependent Information

Enter the full name, Social Security number, and birth year for each dependent child or other dependent you claimed on Line 10 or 11. Fill in the oval for each dependent who does not have health insurance coverage (including NJ Family Care/Medicaid, Medicare, private, or other health insurance) on the date you file the return.

Enter the same Social Security number, Individual Taxpayer Identification Number (ITIN), or Adoption Taxpayer Identification Number (ATIN) for each dependent that you entered on your federal return. If you do not provide a valid Social Security number, ITIN, or ATIN for a dependent, the exemption will be denied.

If you have more than four dependents, enter the information for your first four dependents on the lines provided. Enclose a statement listing the information for your additional dependents.

Note: If you qualify for the New Jersey Earned Income Tax Credit (see instructions for Line 56) and you listed a “qualifying child” on your federal Schedule EIC who is not claimed as your dependent for New Jersey purposes, you must enter the child’s name, Social Security number, and birth year.

Income Lines 15–26

Gross income means **all** income you received in the form of money, goods, property, and services unless specifically exempt by law. You must report taxable income from everywhere, whether from inside or outside the State (worldwide). Report all income on the proper lines. For example, do not enter pension income on the wage line.

Accounting Method. Use the same accounting method for New Jersey Income Tax that you used for federal income tax purposes. Income must be recognized and reported in the same period as it is recognized and reported for federal purposes.

Reporting Losses. If you have a net loss in any category of income, remember the following:

- You cannot report a loss on your NJ-1040 (e.g., in parentheses or as a negative number).
- You can net losses with gains in the same category of income. For example, you can subtract gambling losses from gambling winnings during the tax year.
- You cannot apply a net loss in one category of income against income or gains in a different category on your NJ-1040. For example, you cannot subtract gambling losses from your wages.
- If you have a net loss in any income category, make no entry on that line of your NJ-1040. Do not enter zero. Do not enter the amount of the loss in parentheses or as a negative number.
- No carryback or carryover of losses is allowed when reporting income on your NJ-1040.

Income Taxed by Another Jurisdiction. If you have income that is taxed both by New Jersey and another jurisdiction outside New Jersey, you may be eligible for a credit against your New Jersey tax. (See instructions for Line 42.)

Examples of Taxable Income

New Jersey taxable income includes:

- Wages and other compensation
- Interest and dividends
- Earnings on nonqualified distributions from (1) qualified state tuition program accounts, including the New Jersey Better Educational Savings Trust program (NJBEST) accounts, or (2) qualified state 529A Achieving a Better Life Experience program (ABLE) accounts
- Net profits from business, trade, or profession
- Net gains or income from sale or disposition of property
- Pensions, annuities, and IRA withdrawals
- Net distributive share of partnership income
- Net pro rata share of S corporation income
- Net rental, royalty, and copyright income
- Net gambling winnings, including New Jersey Lottery winnings from prize amounts over \$10,000
- Alimony

- Estate and trust income
- Income in respect of a decedent
- Prizes and awards, including scholarships and fellowships (unless they satisfy the conditions on page 20)
- Value of residence provided by employer
- Fees for services rendered, including jury duty

New Jersey taxable income also includes the following that are not subject to federal income tax:

- Interest from obligations of states and their political subdivisions, other than New Jersey and its political subdivisions
- Income earned by a resident from foreign employment
- Certain contributions to pensions and tax-deferred annuities
- Employee contributions to federal Thrift Savings Funds, 403(b), 457, SEP, or any other type of retirement plan other than 401(k) Plans

Examples of Exempt (Nontaxable) Income

Do not include the following income when determining if you must file a return. These items should not appear anywhere on your form except for tax-exempt interest, which you report on Line 16b.

- Federal Social Security
- Railroad Retirement (Tier 1 and Tier 2)
- United States military pensions and survivor's benefit payments
- Life insurance proceeds received because of a person's death
- Employee's death benefits
- Permanent and total disability, including VA benefits
- Temporary disability received from the State of New Jersey or as third-party sick pay
- Workers' Compensation
- Gifts and inheritances
- Qualifying scholarships or fellowship grants
- New Jersey Lottery winnings from prizes in the amount of \$10,000 or less
- Unemployment Compensation received from the state (but not supplemental unemployment benefit payments)
- Family Leave Insurance (FLI) benefits
- Interest and capital gains from: (a) Obligations of the State of New Jersey or any of its political subdivisions; or (b) Direct federal obligations exempt under law, such as U.S. Savings Bonds and Treasury Bills, Notes, and Bonds
- Distributions paid by mutual funds to the extent the distributions are attributable to interest earned on federal obligations
- Certain distributions from New Jersey Qualified Investment Funds
- Earnings on qualified distributions from (1) qualified state tuition program accounts, including the New Jersey Better Educational Savings Trust program (NJBEST) accounts, or (2) qualified state 529A Achieving a Better Life Experience program (ABLE) accounts
- Employer and employee contributions to 401(k) Plans up to the federal limit (but not federal Thrift Savings Funds)
- Some benefits received from certain employer-provided cafeteria plans (but not salary reduction or premium conversion plans). See Technical Bulletin TB-39.
- Benefits received from certain employer-provided commuter transportation benefit plans (but not salary reduction plans). See Technical Bulletin TB-24(R).
- Contributions to and distributions from Archer MSAs if they are excluded for federal income tax purposes
- Direct payments and benefits received under homeless persons assistance programs
- Homestead Benefits
- Senior Freeze (Property Tax Reimbursement) program benefits
- Income Tax refunds (New Jersey, federal, and other jurisdictions)
- New Jersey Earned Income Tax Credit payments
- Welfare
- Child support
- Amounts paid as reparations or restitution to Nazi Holocaust victims

- Assistance from a charitable organization, whether in the form of cash or property
- Cancellation of debt
- Amounts received as damages for wrongful imprisonment
- Qualified disaster relief payments excluded under IRC §139
- Payments from the September 11th Victim Compensation Fund

Line 15 – Wages, Salaries, Tips, etc.

Enter the total of State wages, salaries, tips, bonuses, commissions, etc. from **all** employment both inside and outside New Jersey. Take the amount from Box 16 of your W-2 (see sample on page 11). If you were employed outside New Jersey, you may need to adjust your wages to reflect New Jersey tax law. Include all payments whether in cash, benefits, or property.

Retirement Plans. Under New Jersey law, contributions to retirement plans (other than 401(k) Plans) are included in State wages on the W-2 in the year the wages are earned. This may cause your State wages (Box 16) to be higher than your federal wages (Box 1).

Meals and/or Lodging. You can exclude meals and/or lodging reported as wages on your W-2 if:

1. The meals and/or lodging were provided on the business premises of your employer; and
2. The meals and/or lodging were provided for the convenience of your employer; and

For lodging only:

3. You were required to accept the lodging as a condition of your employment.

If you exclude the value of meals and/or lodging from your wages, you **must** enclose a signed statement explaining how you met these conditions. If you do not enclose the statement, your wages will be changed back to the full amount shown on your W-2.

New Jersey State Police officers **cannot** exclude food and maintenance payments received as part of their union contract. These payments do not meet the criteria above.

Employee Business Expenses. Employee business expenses are **not** deductible for New Jersey tax purposes. However, you can exclude reimbursements for employee business expenses reported as wages on your W-2 if:

1. The reimbursements are for job-related expenses;
2. You are required to and do account for these expenses to your employer; and
3. You are reimbursed by your employer in the exact amount of the allowable expenses.

If you received excludable reimbursements for employee business expenses that were included in wages on your W-2, enclose a statement explaining the amount you are excluding and your reasons. Also enclose a copy of your federal Form 2106.

Federal Statutory Employees. If you are considered a “statutory employee” for federal tax purposes, you cannot deduct your business expenses unless you are self-employed or an independent contractor under New Jersey law. The federal label of “statutory employee” has no meaning for New Jersey tax purposes. Business expenses can only be deducted from the business income of a self-employed individual. See the instructions for Schedule NJ-BUS-1, Part I (Net Profits From Business) on page 18.

Moving Expenses. Moving expenses are not, and have never been, deductible for New Jersey Income Tax purposes. Therefore, the treatment of moving expenses was not affected by the recent elimination of the deduction for federal purposes. The tax treatment of these expenses for New Jersey purposes remains the same.

You can, however, exclude reimbursements for the following moving expenses if you met the federal requirements to claim moving expenses that were in effect on December 31, 2017, **and** the expenses were included in wages on your W-2:

1. The cost of moving your household goods and personal effects from the old home to the new home.
2. The actual expenses you incurred for traveling, meals, and lodging when moving yourself and your family from your old home to your new home.

Reimbursements for any other moving expense cannot be excluded from income.

If you received excludable reimbursements for moving expenses that were included in wages on your W-2, enclose a statement explaining the amount you are excluding and your reasons.

Compensation for Injuries or Sickness. Certain amounts received for personal injuries or sickness are not subject to tax. You can exclude such amounts included as wages on your W-2 if:

1. The payments were compensation for wage loss that resulted from absence due to your injury or sickness; and
2. The payments were due and payable under an enforceable contractual obligation under the plan; and
3. The payments were not related to sick leave wage continuation, which is largely discretionary and payments are made regardless of the reason for absence from work.

If such payments are included in wages on your W-2, enclose Form NJ-2440.



You must enclose all W-2s with your tax return. **Do not** attach them to your return.

If you paid taxes to another jurisdiction on wages entered on this line, see the instructions for Line 42.

Part-Year Residents. You must determine from each W-2 the portion of your “State wages, tips, etc.” (Box 16) that you earned while you were a New Jersey resident. If your W-2 includes only wages you earned while you were a resident, use the amount from Box 16. If your employer did not separate your resident and nonresident wages on the W-2, you must apportion the amount in Box 16 according to the time you lived in New Jersey. Include only the actual amount you earned while you were a resident.

If the total amount reported on a W-2 is for income from an out-of-state source while you were a nonresident, do not include that income on your resident return.

Sample W-2 (This form is for illustration only and is not reproducible.)

22222		Void <input type="checkbox"/>	a Employee's social security number		For Official Use Only OMB No. 1545-0008		
b Employer identification number (EIN)			1 Wages, tips, other compensation		2 Federal income tax withheld		
c Employer's name, address, and ZIP code			3 Social Security wages		4 Social Security tax withheld		
d Control Number			5 Medicare wages and tips		6 Medicare tax withheld		
			7 Social Security tips		8 Allocated tips		
e Employer's name and address (Last name)			9		10 Dependent care benefits		
f Employee's address and ZIP code			11 Nonqualified plans		12a See instructions for box 12		
			13 Standby employee <input type="checkbox"/> Retirement plan <input type="checkbox"/> Third-party sick pay <input type="checkbox"/>		12b		
15 State Employer's state ID number NJ 234-567-890/000			14 Other UI/WF/SWF - \$143.23 DI - \$64.03 DI P.P. #(Private Plan No.)		12c		
			16 State wages, tips, etc. 42,250.00		12d		
17 State income tax 525.00		18 Local wages, tips, etc.		19 Local income tax		20 Locality name	
FLI P.P. #		(Private Plan No.)		30.33 - FLI			
Form W-2 Wage and Tax Statement			2018		Department of the Treasury—Internal Revenue Service For Privacy Act and Paperwork Reduction Act Notice, see the separate instructions.		

Line 16a – Taxable Interest Income

Enter all of your taxable interest from sources both inside and outside New Jersey.

Common sources of taxable interest:

- Banks
- Savings and loan associations
- Credit unions
- Savings accounts
- Checking accounts
- Bonds and notes
- Certificate of deposit
- Life insurance dividends
- Earnings on nonqualified distributions from qualified State tuition program accounts including NJBEST (New Jersey Better Educational Savings Trust program) accounts

- Earnings on nonqualified distributions from qualified State 529A ABLE (Achieving a Better Life Experience) accounts
- Distributions from Coverdell education savings accounts (ESAs), but only the earnings portion
- Ginnie Maes, Fannie Maes, Freddie Macs
- Repurchase agreements
- Obligations of states and their political subdivisions, other than New Jersey
- Grantor trusts
- Any other interest not specifically exempt

Do not include on this line:

- Interest that was earned and paid to a sole proprietorship, a partnership, or an S corporation. Report on Schedule NJ-BUS-1. **Note:** If you received a Form 1099 from a partnership or an S corporation for interest paid or deemed to have been paid to you, you must include that interest on Line 16a.
- Interest that was earned and paid to an estate or trust (other than a grantor trust). Report on Line 26.

Forfeiture Penalty for Early Withdrawal. If you incur a penalty by withdrawing a time deposit early, you can subtract the amount of the penalty from your interest income.



If Line 16a is more than \$1,500, enclose a copy of Schedule B, federal Form 1040.

Part-Year Residents. Include only the interest you received while you were a resident of New Jersey.

Line 16b – Tax-Exempt Interest Income

Enter all of your tax-exempt interest, including the exempt portion of a distribution from a New Jersey Qualified Investment Fund. **Do not** include interest earned on your IRA(s) on this line. If you made a withdrawal from your IRA, see the instructions for Lines 20a and 20b.

For more information on tax-exempt interest income and New Jersey Qualified Investment Funds, see Tax Topic Bulletin GIT-5, *Exempt Obligations*.



If Line 16b is more than \$10,000, you must enclose a listing of the amount received from each source. If the total of Lines 16a and 16b is different from the federal interest total, enclose a statement explaining the difference.

Part-Year Residents. Include only the interest you received while you were a resident of New Jersey.

Line 17 – Dividends

Enter the dividends you received from investments (e.g., from stocks, mutual funds) or other income-producing activities that do not constitute a trade or business. The total taxable dividends received, regardless of where earned, must be reported.

Do not include on this line:

- Dividends that were earned and paid to a sole proprietorship, a partnership, or an S corporation. Report on Schedule NJ-BUS-1. For more information on reporting partnership or S corporation income, see Tax Topic Bulletin GIT-9P, *Income From Partnerships*, or GIT-9S, *Income From S Corporations*.
- Dividends that were earned and paid to an estate or trust (other than a grantor trust). Report on Line 26.

Capital Gains Distributions. Do not report capital gains distributions you received from mutual funds or other regulated investment companies on this line. Report this income on Line 2, Schedule NJ-DOP.

Tax-Free Distributions. A distribution that is a return of your investment or capital and does not come from earnings or profits is a nontaxable capital or tax-free distribution. These distributions reduce the basis of the stock or investment and are not taxable until your investment is fully recovered.

Insurance Premiums. Dividends you received from insurance companies are not taxable unless the amount you received is more than the premiums paid. Any interest from accumulated insurance dividends is taxable, and you must report it on Line 16a.

Part-Year Residents. Include only the dividends you received while you were a resident of New Jersey.

Line 18 – Net Profits From Business

Complete Part I of Schedule NJ-BUS-1 and enter on Line 18 the amount from Line 4 of Part I. If the amount on Line 4 is a loss, make no entry on Line 18. See instructions on page 18.



Enclose Schedule NJ-BUS-1 and a copy of the federal Schedule C (or C-EZ or F) for each business with your return.

Line 19 – Net Gains or Income From Disposition of Property

Complete Schedule NJ-DOP and enter the amount from Line 4. If the amount on Line 4 is a loss, make no entry on Line 19.

Do not include on Schedule NJ-DOP:

- Gains/losses from the disposition of property owned by a sole proprietorship, a partnership, or an S corporation. Report on Schedule NJ-BUS-1.
- Gains/losses from the disposition of property owned by an estate or trust (other than a grantor trust). Report on Line 26.



Enclose Schedule NJ-DOP with your return.

Schedule NJ-DOP Net Gains or Income From Disposition of Property

Report your capital gains and income from the sale or exchange of property. You can deduct the expenses of the sale and your basis in the property from the sales price. In general, when calculating your gain or loss, you will use the cost or adjusted basis that you used for federal purposes. However, if you sold an interest in a partnership, a sole proprietorship, or rental property, you may be required to use a New Jersey adjusted basis. If you sold S corporation shares, you **must** use your New Jersey adjusted basis.

Sale of Principal Residence. Capital gain is calculated the same way as for federal purposes. Any amount that is taxable for federal purposes is taxable for New Jersey purposes. You may qualify to exclude all or part of the gain from your income. For more information on reporting capital gains for the sale of a principal residence, visit the IRS website at irs.gov.

Installment Sales. You must report all gains from installment sales in the same year as they are reported for federal purposes. If the New Jersey basis is different from the federal basis, you must make a New Jersey installment sale calculation and report the New Jersey gain.

Depreciation and Expense Deduction. New Jersey and federal depreciation and expense deduction limits are different. A New Jersey depreciation adjustment may be required for assets placed in service on or after January 1, 2004. Complete the Gross Income Tax Depreciation Adjustment Worksheet GIT-DEP to calculate the adjustment.

Complete Liquidation. If you had an interest in a partnership, sole proprietorship, or S corporation that sold or disposed of virtually all of its assets in conjunction with the complete

liquidation of the entity, you must report your portion of the gain or loss from the sale or disposition of those assets.

Line 1: List of Transactions

List any New Jersey taxable transaction(s) as reported on your federal Schedule D, indicating the gain or loss for each transaction in Column f. In listing the gain or loss on disposition of rental property, you must take into consideration the New Jersey adjustment from Worksheet GIT-DEP, Part 1, line 6.

Do not include gains or losses from the sale of exempt obligations. See Tax Topic Bulletin GIT-5, *Exempt Obligations*.

There is no distinction between active and passive losses for New Jersey purposes. You cannot carry back or carry forward such losses when reporting income on Form NJ-1040. You can deduct federal passive losses in full in the year incurred against any gain within the same category of income, but only in the year that it occurred.

Line 2: Capital Gains Distributions

Enter your capital gains distributions from Form 1099-DIV(s) or similar statement(s). Do not include capital gains from a New Jersey Qualified Investment Fund that are attributable to qualified exempt obligations or gains from mutual funds to the extent attributable to federal obligations. For more information on New Jersey Qualified Investment Funds, see Tax Topic Bulletin GIT-5, *Exempt Obligations*.

Line 3: Other Net Gains

Enter the net gains or income less net losses from disposition of property not included on Lines 1 or 2 of Schedule NJ-DOP.

Line 4: Net Gains

Enter the total of the amounts listed on Line 1, Column f and Lines 2 and 3, netting gains with losses. Enter this amount on

Line 19, Form NJ-1040. If the netted amount is a loss, enter zero here and make no entry on Line 19, Form NJ-1040.

Part-Year Residents. Include only the amounts you received while you were a resident of New Jersey.

Line 20a – Pensions, Annuities, and IRA Withdrawals

Retirement income such as pensions, annuities, and certain IRA withdrawals is taxable in New Jersey. The New Jersey taxable amount may be different from the federal amount. Enter the taxable portion on Line 20a.

Common types of taxable retirement income:

- Pensions from the private sector
- Federal, state, and local government, and teachers' pensions
- Keogh Plan distributions
- 401(k) Plan distributions
- Early retirement benefits
- Amounts reported as pension on Schedule NJK-1, Partnership Return Form NJ-1065
- Civil Service pensions and annuities, even if based on credit for military service. These are received from the U.S. Office of Personnel Management.

Common types of nontaxable retirement income (do not report on this return):

- Social Security benefits
- Railroad Retirement benefits
- Public or private disability pension benefits until the year you turn 65. Beginning with the year you turn 65, the benefits are treated as ordinary pension income.
- U.S. Military pensions and survivor's benefit payments (Most are received from the U.S. Department of Finance and Accounting Service.)

Part-Year Residents. Include only the taxable amounts you received while you were a resident of New Jersey.

Types of Retirement Plans

Retirement plans are either noncontributory or contributory.

Noncontributory. You made no contributions to your plan. Amounts you receive from these plans are fully taxable. Enter the amount from your 1099-R on Line 20a.

Contributory (Other Than IRA). You made contributions to your plan. Contributions are usually made through payroll deductions and, in general, are taxed when they are made. Contributions made to a retirement plan (other than a 401(k) Plan) prior to moving to New Jersey are considered to have been previously taxed. These plans also may include employer contributions and earnings, which have not been taxed.

Since you have already been taxed on your contributions, you must determine which portion of your distribution is taxable and which is excludable. There are two methods of calculating the taxable and excludable amounts: Three-Year Rule Method and General Rule Method. To determine which method to use, complete Worksheet A on page 15 the year you begin receiving pension and annuity payments.

Note: If you received a distribution from a 401(k) Plan, do not complete Worksheet A. See the section on 401(k) Plans on page 17. If you made a withdrawal from an IRA, do not complete Worksheet A or B. Instead, complete Worksheet C. See the section on IRAs on page 17.

Worksheet A
Which Pension Method to Use

1. Amount of pension you will receive during the first three years (36 months) from the date of the first payment 1. _____
 2. Your contributions to the plan 2. _____
 3. Subtract line 2 from line 1 3. _____
 - (a) If line 3 is "0" or more, *and* both you and your employer contributed to the plan, you can use the **Three-Year Rule Method**.
 - (b) If line 3 is less than "0," or your employer did not contribute to the plan, you must use the **General Rule Method**.
- (Keep for your records)**

Three-Year Rule Method. Use this method if you will recover all your contributions within 36 months from the date you receive your first payment from the plan, and both you and your employer contributed to the plan.

Do not report pension and annuity payments as income on Line 20a until you have recovered all of your contributions. Instead, report these amounts on Line 20b. Once you have recovered your contributions, the payments you receive are fully taxable and must be reported on Line 20a.

General Rule Method. You must use this method if you will not recover your contributions within 36 months from the date you receive your first payment from the plan *or* if your employer did not contribute to the plan. Part of your pension is excludable and part is taxable every year. The excludable amount represents your contributions. Complete Worksheet B in the year you receive your first payment from the plan and keep it for your records. You will need it for calculations in future years. Recalculate the percentage on line 3 of Worksheet B only if your annual pension payments decrease.

Worksheet B
General Rule Method

1. Your previously taxed contributions to the plan 1. _____
2. Expected return on contract* 2. _____
3. Percentage excludable (Divide line 1 by line 2) 3. _____ %
4. Amount received this year 4. _____
5. Amount excludable (Multiply line 4 by line 3)
Enter here and on Line 20b, Form NJ-1040 5. _____
6. Taxable amount (Subtract line 5 from line 4.
Enter here and on Line 20a, Form NJ-1040) 6. _____

*The expected return on the contract is the amount receivable. If life expectancy is a factor under your plan, you must use federal actuarial tables to calculate the expected return. The federal actuarial tables are contained in the Internal Revenue Service's Publication 939, *General Rule for Pensions and Annuities*. Contact the IRS for this publication. If life expectancy is not a factor under your plan, the expected return is found by totaling the amounts to be received.

(Keep for your records)

Lump-Sum Distributions and Rollovers

When you receive a lump-sum distribution of the entire balance from a qualified employee pension, annuity, profit-sharing, or other plan, any amount that exceeds your previously taxed contributions must be included in your income in the year received. New Jersey has no provision for income averaging of lump-sum distributions. Report the taxable amount on Line 20a and the excludable amount on Line 20b.

If you roll over a lump-sum distribution from an IRA or a qualified employee pension or annuity plan into an IRA or other eligible plan, do not report the rollover on Line 20a or 20b if it qualifies for deferral for federal tax purposes. The amount rolled over (minus previously taxed contributions) will be taxable when it is withdrawn.

Worksheet C – IRA Withdrawals

Part I – Calculating Taxable and Excludable Amounts

- 1. **Value of IRA on 12/31/18.**
Include contributions made for the tax year from 1/1/19 – 4/15/19..... 1. _____
 - 2. **Total distributions from IRA during the tax year.** Do not include tax-free rollovers..... 2. _____
 - 3. **Total Value of IRA.** Add lines 1 and 2..... 3. _____
- Unrecovered Contributions:**
Complete **either** line 4a or 4b. Then continue with line 5.
- 4a. **First year of withdrawal from IRA:**
Enter the total of IRA contributions that were previously taxed..... 4a. _____
 - 4b. **After first year of withdrawal from IRA:**
Complete Part II. Enter amount of unrecovered contributions from line 15. 4b. _____
 - 5. **Accumulated earnings in IRA on 12/31/18.**
Subtract either line 4a or 4b from line 3. 5. _____
 - 6. Divide line 5 by line 3. (Enter the result as a decimal.) 6. _____
 - 7. **Taxable portion of this year’s withdrawal.** Multiply line 2 by decimal amount on line 6. Enter here and on Line 20a, Form NJ-1040. 7. _____
 - 8. **Excludable portion of this year’s withdrawal.** Subtract line 7 from line 2. Enter here and on Line 20b, Form NJ-1040..... 8. _____

Part II – Unrecovered Contributions (For Second and Later Years)

See Part III if you **did not** complete Worksheet C in prior years.

- 9. **Last year’s unrecovered contributions.** From line 4 of last year’s Worksheet C 9. _____
- 10. **Amount withdrawn last year.** From line 2 of last year’s Worksheet C 10. _____
- 11. **Taxable portion of last year’s withdrawal.** From line 7 of last year’s Worksheet C..... 11. _____
- 12. **Contributions recovered last year.** Subtract line 11 from line 10. 12. _____
- 13. **This year’s unrecovered contributions.** Subtract line 12 from line 9..... 13. _____
- 14. **Contributions to IRA during current tax year.** Do not include tax-free rollovers..... 14. _____
- 15. **Total unrecovered contributions.** Add lines 13 and 14. Enter here and **on line 4b**..... 15. _____

Part III – Unrecovered Contributions (For Second and Later Years)

Complete this section **only** if you **did not** complete Worksheet C in prior years.

Calculate the amount of unrecovered contributions as follows:

- 16. Total amount of **withdrawals** made from the IRA in previous years 16. _____
- 17. Total of previous year withdrawal(s) already reported as income on prior New Jersey tax returns. 17. _____
- 18. Contributions already recovered. Subtract line 17 from line 16 18. _____
- 19. **Unrecovered contributions.** Subtract line 18 from the total amount of contributions made to the IRA. Enter here and **on line 4b**. 19. _____

(Keep for your records)

401(k) Plans

1. Contributions made on or after January 1, 1984, were not taxed when they were made. If all of your contributions were made on or after that date, your distributions are fully taxable unless your contributions exceed the federal limit. If your contributions exceed the federal limit, you must calculate the taxable and excludable portions of your distributions using one of the methods described under contributory plans.
2. Contributions made before January 1, 1984, were taxed when they were made. If you made contributions before that date, you must calculate the taxable and excludable portions of your distributions using one of the methods described under contributory plans.

For more information on pension and annuity income, see Tax Topic Bulletin GIT-1, *Pensions and Annuities*.

IRAs

Your IRA consists of contributions, earnings, and certain amounts rolled over from pension plans. In general, your contributions were taxed when they were made and are not taxable when you make a withdrawal. All the earnings and any amounts rolled over tax-free are taxable when withdrawn.

Use Worksheet C to calculate the taxable and excludable portions of your IRA withdrawal. If you made withdrawals from multiple IRAs, you can use a separate worksheet for each or combine all IRAs on one worksheet.

Lump-Sum Withdrawal. If you withdraw the total amount from an IRA, all the earnings and any amounts rolled over tax-free are taxable. You must report these amounts in the year you make the withdrawal.

Periodic Withdrawals. If you make withdrawals over a period of years, the part of the annual distribution that represents earnings is taxable. The amount taxable for New Jersey purposes may be different from the amount you report on your federal return.

For more information on IRA withdrawals, see Tax Topic Bulletin GIT-2, *IRA Withdrawals*.

Roth IRAs

Your contributions to a Roth IRA were taxed by New Jersey when they were made. Distributions from a Roth IRA that meet the requirements of a qualified distribution are excludable. Do not include qualified distributions on Form NJ-1040. If you received a nonqualified distribution, you must report the earnings on Line 20a, and report the excludable portion on Line 20b. A distribution that is considered nonqualified for federal purposes is also considered nonqualified for New Jersey purposes.

If you converted an existing IRA to a rollover Roth IRA during Tax Year 2018, any amount from the existing IRA that would be taxable if withdrawn must be included on Line 20a.

For more information on Roth IRAs, see Technical Bulletin TB-44.

Line 20b – Excludable Pensions, Annuities, and IRA Withdrawals

Enter the excludable portion of any distribution you received from a contributory pension, annuity, or IRA. This is the amount that represents your previously taxed contributions.

Three-Year Rule Method. Include the full amount received until you have recovered all of your contributions.

General Rule Method. Include the amount from Worksheet B, line 5.

IRA withdrawal. Include the amount from Worksheet C, line 8. If you converted an existing IRA to a rollover Roth IRA, report the excludable portion on this line.

Lump-Sum Distribution. If you received a lump-sum distribution from a pension, annuity, or IRA, report the excludable portion on this line.

For more information, see Tax Topic Bulletin GIT-1, *Pensions and Annuities*, or Tax Topic Bulletin GIT-2, *IRA Withdrawals*.

Part-Year Residents. Include only the amounts you received while you were a resident of New Jersey.

Line 21 – Distributive Share of Partnership Income

Complete Part II of Schedule NJ-BUS-1 and enter on Line 21 the amount from Line 4 of Part II. If the amount on Line 4 is a loss, make no entry on Line 21. See instructions on page 19.



Enclose Schedule NJ-BUS-1 and a copy of Schedule NJK-1, Form NJ-1065, for each partnership with your return. If you did not receive a Schedule NJK-1, enclose a copy of the federal Schedule K-1.

Line 22 – Net Pro Rata Share of S Corporation Income

Complete Part III of Schedule NJ-BUS-1 and enter on Line 22 the amount from Line 4 of Part III. If the amount on Line 4 is a loss, make no entry on Line 22. See instructions on page 19.



Enclose Schedule NJ-BUS-1 and a copy of Schedule NJ-K-1, Form CBT-100S, for each S corporation with your return. If you did not receive a Schedule NJ-K-1, enclose a copy of the federal Schedule K-1.

Line 23 – Net Gains or Income From Rents, Royalties, Patents, and Copyrights

Complete Part IV of Schedule NJ-BUS-1 and enter on Line 23 the amount from Line 4 of Part IV. If the net amount is a loss, make no entry on Line 23. See instructions on page 19.



Enclose Schedule NJ-BUS-1 with your return.

Schedule NJ-BUS-1 Business Income Summary Schedule

Part I – Net Profits From Business

Report the net profits or loss from your business, trade, or profession.

Make the following adjustments to your federal Schedule C (or C-EZ or F):

1. Add any amount you deducted for taxes based on income.
2. Subtract interest you reported on federal Schedule C (or C-EZ or F) that is exempt for New Jersey purposes but taxable for federal purposes.
3. Add interest not reported on federal Schedule C (or C-EZ or F) from states or political subdivisions outside New Jersey that is exempt for federal purposes.
4. Deduct meal and entertainment expenses that constitute ordinary expenses incurred in the conduct of a trade or business but that were not allowed on the federal return.
5. Deduct your qualified contributions to a self-employed 401(k) Plan. Contributions that exceeded the federal limits are not deductible for New Jersey purposes.
6. Add interest and dividends derived in the conduct of a trade or business.
7. Add or subtract income or losses derived in the conduct of a trade or business from rentals, royalties, patents, or copyrights.
8. Add or subtract gains or losses from the sale, exchange, or other disposition of the trade or business's property.

9. Add or subtract the net adjustment from the Gross Income Tax Depreciation Adjustment Worksheet GIT-DEP, Part 1, line 7.

If you are a sole proprietor who provides primary care services in a qualified medical or dental practice you own that is located in or within five miles of a designated Health Enterprise Zone (HEZ), you may be able to deduct a percentage of the net income from that practice on Line 34. See Technical Bulletin TB-56 for eligibility requirements and instructions for calculating the HEZ deduction.

Lines 1-3

For each business, enter the following information. If you need more space, enclose a statement with the return listing any additional businesses and the related profit or loss.

- Business name as listed on Schedule C, C-EZ, or F
- Social Security number or federal Employer Identification Number (EIN)
- Profit or (loss) as adjusted for New Jersey purposes

Line 4

Add the amounts in the Profit or (Loss) column and enter the total on Line 4, netting profits with losses. Enter this amount on Line 18, Form NJ-1040. **If the netted amount is a loss, make no entry on Line 18.**

Part-Year Residents. Include only the amounts you received while you were a resident of New Jersey.

Part II – Distributive Share of Partnership Income

Report your share of income or loss from partnership(s), whether or not the income was actually distributed.

Lines 1-3

For each partnership, enter the following information. If you need more space, enclose a statement with the return listing any additional partnerships and the related income or loss.

- Partnership name as listed on the Schedule NJK-1 (or federal Schedule K-1)
- Federal Employer Identification Number (EIN); and
- Your share of partnership income or (loss) as reported on the Schedule NJK-1 (Column A of the line labeled Distributive Share of Partnership Income). If you did not receive an NJK-1, you must enclose a copy of the federal Schedule K-1 and complete Reconciliation Worksheet A in Tax Topic Bulletin GIT-9P, *Income From Partnerships*.

Line 4

Add the amounts in the Share of Partnership Income or (Loss) column and enter the total on Line 4, netting income with losses. Enter this amount on Line 21, Form NJ-1040. If the netted amount is a loss, make no entry on Line 21.

For more information, see Tax Topic Bulletin GIT-9P, *Income From Partnerships*.

Part-Year Residents. Prorate your distributive share of partnership income based on the number of days in the partnership's fiscal year that you were a resident.

Part III – Net Pro Rata Share of S Corporation Income

Report the amount of your net pro rata share of S corporation income or loss, whether or not the income was actually distributed.

Lines 1-3

For each S corporation, enter the following information. If you need more space, enclose a statement with the return listing any additional S corporations and the related income or loss.

- S corporation name as listed on Schedule NJ-K-1 (or federal Schedule K-1)
- Federal Employer Identification Number (EIN)
- Your pro rata share of S corporation income or (usable loss) as reported on the Schedule NJ-K-1. If you did not receive an NJ-K-1, you must enclose a copy of the federal Schedule K-1 and complete Reconciliation Worksheet B in Tax Topic Bulletin GIT-9S, *Income From S Corporations*.

Line 4

Add the amounts in the Pro Rata Share of S Corporation Income or (Usable Loss) column and enter the total on

Line 4, netting income with losses. Enter this amount on Line 22, Form NJ-1040. If the netted amount is a loss, make no entry on Line 22.

For more information, see Tax Topic Bulletin GIT-9S, *Income From S Corporations*.

Part-Year Residents. Prorate the pro rata share of S corporation income based on the number of days in the entity's fiscal year that you were a resident.

Part IV – Net Gains or Income From Rents, Royalties, Patents, and Copyrights

Report your net gains or income less net losses from rents, royalties, patents, and copyrights.

Depreciation and Expense Deduction. New Jersey and federal depreciation and expense deduction limits are different. You may need to make adjustments to your federal basis for assets placed in service on or after January 1, 2004. Complete the Gross Income Tax Depreciation Adjustment Worksheet GIT-DEP to calculate the adjustment.

Passive Losses. There is no distinction between active and passive losses for New Jersey purposes. You cannot carry back or carry forward such losses when reporting income on Form NJ-1040. You can deduct federal passive losses in full in the year incurred against any gain within the same category of income.

Lines 1-3

For each source of income or loss, enter the following information. If you need more space, enclose a statement with the return listing any additional property and income or loss.

- Property name or description. For rental real estate, enter the physical address of the property
- Social Security number or federal Employer Identification Number (EIN)
- Type of property. Enter the following number that corresponds with the type of property:
 1. Rental real estate
 2. Royalties
 3. Patents
 4. Copyrights
- Gain or (loss) from each type of property

Line 4

Add the amounts in the Income or (Loss) column and enter the total on Line 4, netting gains with losses. Enter this amount on Line 23, Form NJ-1040. If the netted amount is a loss, make no entry on Line 23.

Part-Year Residents. Include only the amounts you received while you were a resident of New Jersey.

Line 24 – Net Gambling Winnings

Enter your net gambling winnings. You can subtract gambling or lottery losses from your winnings that occur in the same year. If the net amount is zero or less, make no entry. If you net gambling winnings with gambling losses, include a statement to that effect.

Common types of gambling winnings include:

- All casino and track betting
- New Jersey Lottery winnings (only individual prizes exceeding \$10,000)
- Any multistate lottery in which New Jersey participates (Mega Millions, Powerball), but only individual prizes exceeding \$10,000
- All out-of-state lottery winnings regardless of amount

If you net gambling winnings with gambling losses, you may be required to substantiate the losses used to offset your winnings. Acceptable proof of losses includes:

- Casino win/loss statements
- Daily log or journal of wins and losses
- Canceled checks
- Losing racetrack pari-mutuel tickets
- Losing lottery tickets

For more information, see Technical Bulletin TB-20(R).

Part-Year Residents. Include only amounts you received while you were a resident of New Jersey.

Line 25 – Alimony and Separate Maintenance Payments Received

Enter any court-ordered alimony or separate maintenance payments you received. Do not include payments received for child support.

Part-Year Residents. Include only those payments you received while you were a resident of New Jersey.

Line 26 – Other Income

Include the following income on this line:

Enclose document See each type of income for required enclosures.

Amounts Received as Prizes and Awards. Any prize won in a raffle, drawing, TV show, radio show, contest, or any other event is taxable and must be reported on this line. Include any goods or services as income at fair market value.

Income in Respect of a Decedent. If you had the right to receive income that the deceased person would have received had they lived and it was not included on the decedent's final return, you must report it on your own return when you receive it. Enclose a listing of the income.

Income From Estates and Trusts. If you are a beneficiary who received income from an estate or trust, include the Total Distribution from Schedule NJK-1, Form NJ-1041 on this line. If you did not receive an NJK-1, adjust the income listed on the federal K-1 to reflect New Jersey tax law, then net the adjusted amounts and include the total on Line 26. Enclose Schedule NJK-1 (or federal Schedule K-1) with your return.

If you have income from a grantor trust that is taxable for New Jersey purposes, do not include it on this line. Report the income in the proper category (e.g., report taxable interest on Line 16a). Enclose a copy of the New Jersey or federal Grantor Trust Attachment.

For more information on estates and trusts, including grantor trusts, see Tax Topic Bulletin GIT-12, *Estates and Trusts*.

Scholarships and Fellowship Grants. This type of income is taxable unless the scholarship or grant meets all of the following conditions:

1. The primary purpose of the grant is to further the recipient’s education or training; and
2. The grant does not represent payments for past, present, or future services that are subject to the direction or supervision of the grantor (e.g., a fellowship given in exchange for teaching); and
3. The grant is not for the benefit of the grantor.

Residential Rental Value or Allowance Paid by Employer. If an employer provides you with a residence, enter either the rental value or the rental allowance paid by the employer.

The rental value or allowance is excludable and should not be reported if it meets all of the following conditions:

1. The lodging is provided on the business premises of your employer; and
2. The lodging is provided for the convenience of your employer; and
3. You are required to accept the lodging as a condition of employment.

Other. Use this line for any other taxable income for which a place has not been provided somewhere else on the return. Income from both legal and illegal sources is subject to tax.

Line 27 – Total Income

Add Lines 15 through 26 (do not include Lines 16b and 20b) and enter the total.

Line 28a – Retirement/Pension Exclusion

You can exclude all or part of the pension income reported on Line 20a if you meet the following qualifications:

- You (and/or your spouse if filing jointly) were age 62 or older or blind/disabled as defined by Social Security guidelines on the last day of the tax year; **and**
- Your income on Line 27 is \$100,000 or less (part-year residents, see below).

New for
2018

Maximum Retirement/Pension Exclusion for 2018	
Amount:	For Filing Status:
\$60,000	Married/CU couple, filing joint return
\$45,000	Single Head of household Qualifying widow(er)/surviving CU partner
\$30,000	Married/CU partner, filing separate return

Determining Your Exclusion Amount

A. Amount from Line 20a _____

Joint Filers: If only one spouse is 62 or older or disabled, enter only the pension income of that spouse. You cannot exclude the pension income of the spouse who is younger than 62 and not disabled.

B. Amount for your filing status from chart above _____

Enter on Line 28a the lesser of line A or line B.

For more information, see Tax Topic Bulletin GIT-1, *Pensions and Annuities*.

Part-Year Residents. Your income for the *entire* year must have been \$100,000 or less to qualify for the exclusion. When completing line B above, prorate the maximum exclusion by the number of months you were a New Jersey resident.

Worksheet D
Unclaimed Pension Exclusion
Age Requirement: 62 or older

Part-year residents, do not complete this worksheet. (See instructions below.)

Is income on Line 27, NJ-1040 **MORE than \$100,000?**

- Yes. You are not eligible for the unclaimed pension exclusion.
 No. Continue with line 1.

1. Enter the amount from Line 15, NJ-1040 1. _____
 2. Enter the amount from Line 18, NJ-1040 2. _____
 3. Enter the amount from Line 21, NJ-1040 3. _____
 4. Enter the amount from Line 22, NJ-1040 4. _____
 5. Add lines 1, 2, 3, and 4 5. _____

Is the amount on line 5 MORE than \$3,000?

- Yes. You are not eligible for the unclaimed pension exclusion. See "Special Exclusion" below.
 No. Continue with line 6.

6. **Enter: if your filing status is:**
 \$60,000 Married/CU couple, filing joint return
 \$45,000 Single; Head of household; Qualifying widow(er)/
 surviving CU partner
 \$30,000 Married/CU partner, filing separate return 6. _____
 7. Enter the amount from Line 28a, NJ-1040 7. _____
 8. Unclaimed Pension Exclusion. Subtract line 7 from line 6. Include this amount on Line 28b, NJ-1040 8. _____

Joint filers: If only one spouse is 62 or older, only the income of that spouse can be excluded.

Special Exclusion. If you (and your spouse if filing jointly) will never be eligible to receive Social Security or Railroad Retirement benefits because your employer did not participate in either program, see Tax Topic Bulletin GIT-1, *Pensions and Annuities*, before entering an amount on Line 28b.

(Keep for your records)

Line 28b – Other Retirement Income Exclusion

If you were 62 or older on the last day of the tax year, you may be able to use the Other Retirement Income Exclusion. If you are filing jointly and only one spouse is 62 or older, only the income of that spouse can be excluded. You cannot exclude the income of the spouse who is younger than 62.

There are two parts to the exclusion: the Unclaimed Pension Exclusion and the Special Exclusion.

Unclaimed Pension Exclusion. If you did not use your entire retirement/pension exclusion on Line 28a, you may be able to use the unclaimed portion. Complete Worksheet D to determine if you are eligible and the amount to include on Line 28b. Part-year residents, **do not** complete Worksheet D. Instead, use Worksheet E.

Special Exclusion. If you (and your spouse if filing jointly) will never be able to receive Social Security or Railroad Retirement benefits because your employer did not participate in either program, you may qualify for the Special Exclusion. See Tax Topic Bulletin GIT-1, *Pensions and Annuities*, for more information.

Part-Year Residents. If you did not use your entire *prorated* retirement/pension exclusion on Line 28a, you may be able to use the unclaimed portion. Complete Worksheet E to determine if you are eligible and the amount to include on Line 28b.

Line 28c – Total Exclusion Amount

Add Lines 28a and 28b and enter the total.

Worksheet E
Unclaimed Pension Exclusion – Part-Year Residents
Age Requirement: 62 or older

Was your income for the *entire year* **MORE than \$100,000?**

Yes. You are not eligible for the unclaimed pension exclusion.

No. Continue with line 1.

Enter the following income for the *entire year*:

- | | |
|---|----------|
| 1. Wages, salaries, tips, and other employee compensation | 1. _____ |
| 2. Net profits from business | 2. _____ |
| 3. Distributive share of partnership income | 3. _____ |
| 4. Net pro rata share of S corporation income | 4. _____ |
| 5. Add lines 1, 2, 3, and 4 | 5. _____ |

Is the amount on line 5 MORE than \$3,000?

Yes. You are not eligible for the unclaimed pension exclusion. See “Special Exclusion” below.

No. Continue with line 6.

- | | |
|---|----------|
| 6. Enter the amount of your <i>prorated</i> maximum pension exclusion as calculated for Line 28a, NJ-1040 | 6. _____ |
| 7. Enter the amount from Line 28a, NJ-1040 | 7. _____ |
| 8. Unclaimed Pension Exclusion. Subtract line 7 from line 6. Include this amount on Line 28b, NJ-1040 | 8. _____ |

Joint filers: If only one spouse is 62 or older, only the income of that spouse can be excluded.

Special Exclusion. If you (and your spouse if filing jointly) will never be eligible to receive Social Security or Railroad Retirement benefits because your employer did not participate in either program, see Tax Topic Bulletin GIT-1, *Pensions and Annuities*, before entering an amount on Line 28b.

(Keep for your records)

Line 29 – New Jersey Gross Income

Subtract Line 28c from Line 27 and enter the result. If zero or less, make no entry.

Required to file a return

You are **required** to file a return if your income on Line 29 is more than the filing threshold:

- \$20,000 Married filing jointly, Head of Household, or Qualified Widow(er)
- \$10,000 Single or married/CU partner filing separate return

Not required to file a return

You are **not required** to file a return if your income is at or below the filing threshold. However, you still need to file if you:

- Had New Jersey Income Tax withheld;
- Paid estimated taxes or had a credit from the prior year; or
- Are eligible for a New Jersey Earned Income Tax Credit or other credit and are due a refund.

Do not complete Lines 30 through 49. Continue completing the return with Line 50.

Withholding Exemption. If you expect to have no New Jersey Income Tax liability for 2019, complete Form NJ-W4 and give it to your employer to claim an exemption from withholding.

Homeowners and Tenants Age 65 or Older or Disabled. If you are not required to file a New Jersey return, but you met the eligibility requirements for a Property Tax Credit on page 26, you may be able to file Form NJ-1040-HW instead of Form NJ-1040 to claim the credit. See instructions on page 47.

Caregivers of Disabled Veterans. If you are not required to file a New Jersey return, but you met the eligibility requirements for the Wounded Warrior Caregivers Credit on page 40, you may be able to file Form NJ-1040-HW instead of Form NJ-1040 to claim the credit. See instructions on page 47.

Part-Year Residents. If your income for the entire year was equal to or less than the filing threshold amount and you are filing to get a refund, you must enclose a copy of your federal return. If you did not file a federal return, include a statement to that effect.

Line 30 – Exemption Amount

Enter the total exemption amount from Line 13.

Part-Year Residents. Prorate the total on Line 13 for the time you were a New Jersey resident and enter the amount on Line 30. For this calculation, 15 days or more is considered a month.

Line 31 – Medical Expenses

You can deduct certain unreimbursed medical expenses you paid during the year for yourself, your spouse or domestic partner, and any dependents you claim. You can only deduct expenses that are more than 2% of your gross income. In general, medical expenses allowed for federal tax purposes are allowed for New Jersey tax purposes. These can include:

- Physicians, dental, and other medical fees
- Prescription eyeglasses and contact lenses
- Hospital care
- Nursing care
- Medicines and drugs
- Prosthetic devices
- X-rays and other diagnostic services conducted by or directed by a physician or dentist
- Amounts paid for transportation primarily for and essential to medical care
- Insurance (including amounts paid as premiums under Part B of Title XVIII of the Social Security Act, relating to supplementary medical insurance for the aged) covering medical care

You can also deduct qualified Archer MSA contributions and self-employed health insurance costs. Information is available on our website at www.njtaxation.org.

Use Worksheet F below to calculate your medical expenses deduction.

Note: For federal purposes you may be able to deduct amounts paid for health insurance for any child of yours who was under age 27 at the end of 2018. However, for New Jersey purposes you can deduct these amounts only if the child was your dependent. For more information, see Technical Advisory Memorandum TAM 2011-14.

Part-Year Residents. Include only those expenses you incurred and paid while you were a resident of New Jersey.

Worksheet F Deduction for Medical Expenses

- | | | |
|--|----|--|
| 1. Total unreimbursed medical expenses | 1. | |
| 2. Enter Line 29, Form NJ-1040 _____ × .02 = | 2. | |
| 3. Medical Expenses Deduction. Subtract line 2 from line 1 and enter result here.
If zero or less, enter zero | 3. | |
| 4. Enter the amount of your qualified Archer MSA contributions from federal Form 8853 | 4. | |
| 5. Enter the amount of your self-employed health insurance deduction | 5. | |
| 6. Total Deduction for Medical Expenses. Add lines 3,
4, and 5. Enter the result here and on Line 31, Form NJ-1040.
If zero, enter zero here and make no entry on Line 31, Form NJ-1040 | 6. | |

(Keep for your records)

Line 32 – Alimony and Separate Maintenance Payments

Enter any court-ordered alimony or separate maintenance payments you made. Do not include child support payments.

Part-Year Residents. Include only those payments made while you were a resident of New Jersey.

Line 33 – Qualified Conservation Contribution

Enter any qualified contribution you made of real property (land) in New Jersey for conservation purposes (e.g., protection of natural habitat, farmland, forest, or open space). The deduction is the amount of the contribution allowed as a deduction in calculating your taxable income for federal purposes.

Enclose document If you file federal Form 8283, enclose a copy with your return.

Part-Year Residents. Include only those contributions you made while you were a resident of New Jersey.

Line 34 – Health Enterprise Zone Deduction

If you provide primary care services in a qualified medical or dental practice you own that is located in or within five miles of a designated Health Enterprise Zone (HEZ), you may be able to deduct a percentage of the net income from that practice.

Enter the HEZ deduction for a qualified practice as follows:

- Partners – Use the amount from Part III of the Schedule NJ-K-1, Form NJ-1065, you received from the practice.
- S corporation shareholders – Use the amount from Part V of the Schedule NJ-K-1, Form CBT-100S, you received from the practice.
- Sole proprietors – Determine your allowable HEZ deduction and enclose a schedule showing how you calculated it.

Note: Do not claim unreimbursed medical expenses, health insurance premiums, or other personal or business expenses as a deduction on this line.

For eligibility requirements and instructions for calculating the HEZ deduction, see Technical Bulletin TB-56.

Part-Year Residents. If you are a partner or an S corporation shareholder, you must prorate the deduction based on the number of days in the entity's fiscal year that you were a resident. If you are a sole proprietor, use only the receipts for your period of residency when calculating the deduction.

Line 35 – Alternative Business Calculation Adjustment

If you completed Schedule NJ-BUS-1 and had a loss on Line 4 of any part, you may be eligible for an income adjustment. You also may be eligible if you had a loss carryforward on Schedule NJ-BUS-2 from a prior year. Complete Schedule NJ-BUS-2 and enter on Line 35 the amount from Line 11 of the schedule. If zero, make no entry.

Enclose document Enclose Schedule NJ-BUS-2 with your return and keep a copy for your records. You may need the information to complete future returns.

Line 36 – Total Exemptions and Deductions

Add Lines 30 through 35 and enter the total.

Line 37 – Taxable Income

Subtract Line 36 from Line 29 and enter the result.

Property Tax Deduction/Credit for Homeowners and Tenants

If property taxes were paid (directly or through rent) on your principal residence (see "Terms to Know" on page 5) in New Jersey, you may qualify for either a Property Tax Deduction that reduces your taxable income, or a refundable Property Tax Credit. If you meet the eligibility requirements, complete Line 38a, and either Line 39 or 54.

Note: Contact your building manager or the municipal tax collector if you are not sure whether the place you live is subject to property taxes.

Eligibility Requirements:

- You were domiciled and maintained a principal residence as a homeowner or tenant in New Jersey during 2018.
- Your principal residence, whether owned or rented, was subject to property taxes that were paid either as actual property taxes or through rent.
- If you rented your principal residence, it had its own separate kitchen and bathroom that you did not share with occupants of other units in the building.
- If your principal residence was a unit in a multiunit property you owned, the property had no more than four units, and no more than one of those was a commercial unit.
- Your income on Line 29 is more than the filing threshold amount for your filing status (see page 3). If you (and/or your spouse if filing jointly) were 65 or older or blind or disabled on the last day of the tax year and you were not required to file a return, see “Seniors or Blind/Disabled Persons Not Required to File Form NJ-1040” below.

You are **not** eligible for a deduction or credit:

- For a vacation home, second home, or any other property you do not reside in permanently.
- If you are a disabled veteran with a 100% exemption from property taxes on your principal residence. (However, if part of the property was rented to a tenant, the tenant may be eligible.)
- If you were a homeowner who made P.I.L.O.T. (Payments-In-Lieu-of-Tax) payments.
- If you were a tenant in a tax-exempt property (e.g., subsidized and campus housing, property owned by nonprofit organizations, residence on which P.I.L.O.T. payments were made).

Seniors or Blind/Disabled Persons Not Required to File Form NJ-1040

If you (or your spouse if filing jointly) were 65 or older or blind or disabled on the last day of the tax year, and your income on Line 29 is \$20,000 or less (\$10,000 if filing status is single or married/CU partner, filing separate return), and you met the eligibility requirements, you qualify for a Property Tax Credit.

If you are eligible for a Property Tax Credit, and you:

- **Are eligible and file for a 2018 Homestead Benefit because you were a New Jersey homeowner on October 1, 2018**, your credit will automatically be included with your Homestead Benefit. If you are filing Form NJ-1040, do not complete Line 39 or Line 54. Information on the Homestead Benefit is available on our website at www.njtaxation.org.
- **Are not eligible for a 2018 Homestead Benefit** because you were not a homeowner on October 1, 2018, you can claim the Property Tax Credit on Form NJ-1040 or you can file for the Property Tax Credit using Form NJ-1040-HW only (see page 47). Do not file both Form NJ-1040 and Form NJ-1040-HW.

Line 38a – Total Property Taxes (18% of Rent) Paid

If you met the eligibility requirements above, read the following to determine the correct amount to enter on Line 38a.

Multiowner Properties. If you owned your principal residence with someone who was not your spouse, you can use only the amount of property taxes paid that reflects your percentage of ownership in the property, even if you were the only one who occupied the property and you paid all the taxes.

Multiunit Properties. If your principal residence was a unit in a multiunit property that you owned, you can use only the property taxes paid for the percentage of the property you occupied.

- The unit must be a single, separate dwelling unit with complete independent living facilities. There must be permanent provisions for living, sleeping, eating, cooking, and sanitation. The unit must have a separate kitchen and bathroom.
- The property must contain four units or less, and no more than one of those units can be a commercial unit.

Condominiums and Co-ops. Condominiums and co-ops are considered single-family homes. For tax purposes, they are not multiunit properties.

Continuing Care Communities. If you pay the proportionate share of property taxes attributable to your unit, you are considered a homeowner.

Life Tenancy. If you have life tenancy rights or hold a lease for 99 years or more, you are considered a homeowner.

Mobile Homeowners. You are considered a tenant if you owned a mobile home that was located in a mobile home park. Property taxes paid means 18% of the site fees paid for 2018.

Answer the following questions before completing Line 38a:

Did you have more than one principal residence in New Jersey during the year?.....	Yes	<input type="radio"/>	No	<input type="radio"/>
Did you share ownership of your principal residence with someone who is not your spouse?....	Yes	<input type="radio"/>	No	<input type="radio"/>
Was your principal residence a unit in a multiunit property that you owned?.....	Yes	<input type="radio"/>	No	<input type="radio"/>
Did you occupy and share rent for your principal residence (apartment/rental unit) with someone who was not your spouse during the year?.....	Yes	<input type="radio"/>	No	<input type="radio"/>
Were you both a homeowner and a tenant in New Jersey during the year?.....	Yes	<input type="radio"/>	No	<input type="radio"/>

If you answered “Yes” to any question above, complete Worksheet G on page 28 to determine the amount to report. See instructions below.

If you answered “No” to all the questions above, report the property taxes due and paid as follows:

Tenants

Enter 18% of the rent paid for 2018. This is the amount that is considered property taxes. If you were a mobile homeowner, enter 18% of the site fees paid for 2018.

Homeowners

Enter the amount of property taxes due and paid to the municipality on your principal residence for 2018.

Homestead Benefit Recipients. If you received a Homestead Benefit as a credit on your 2018 property tax bill (not as a check), calculate your property taxes paid as follows:

$$\text{Property taxes paid on your principal residence for 2018} + \text{your Homestead Benefit credit}$$

If you received a Homestead Benefit as a check, use the amount of property taxes due and paid on your principal residence for 2018.

If you need information on your Homestead Benefit payment, visit www.njtaxation.org or call 1-888-238-1233.

Married, Filing Separately. If you and your spouse file separate returns but maintained the same principal residence, enter on Line 38a only one-half of the property taxes (one-half of 18% of rent) due and paid.

Part-Year Residents. Only include amounts due and paid while you were a resident of New Jersey.

Worksheet G

Part I – Homeowners

Principal Residences Owned in New Jersey (Lines 1-3)

List the address of each qualified New Jersey residence you owned and occupied as your principal residence during 2018. Complete columns a through e for each address. If you lived for part of the year in a residence that was not a qualified residence, do not include any information for that residence. For example, you owned a five-unit property and used one of the units as your principal residence.

If you were both an owner and a tenant at the same address, enter the required information in both Part I and Part II.

Column a

Enter the number of days you owned and occupied this home as your principal residence in 2018. If this was your residence all year, enter 365. The total number of days in Part I and Part II cannot be more than 365.

Column b

Enter the share (percentage) of this property you (and your spouse) owned. Enter the figure as a decimal. If you (and your

spouse) were the sole owner(s), enter 1.00 for 100%. If you owned 50% of the property with someone who was not your spouse, you would enter 0.50. You must enter your percentage of ownership even if there are multiple owners and you were the only one who occupied the property and you paid all the taxes.

Example: You and your wife owned a single-family home with your sister. You lived in the home with your wife. Your sister did not live with you, and you and your wife paid all the property taxes. You must enter 0.50 because you and your wife owned only one-half (50%) of the property.

Column c

If this property consisted of more than one unit, enter the share (percentage) of the property you (and your spouse) used as your principal residence. Enter the figure as a decimal. For example, enter 25% as 0.25. The units in a multiunit property are considered equal in size unless the local tax assessor has determined they are not equal.

Example: You owned a four-unit property. The units were equal in size, and one of the units was your principal residence. You must enter 0.25 because you occupied one-fourth (25%) of the property as your principal residence.

Column d

Enter the total property taxes paid on this property for 2018 for the period indicated in column a. If you received a Homestead Benefit, see “Homestead Benefit Recipients” on page 27.

Column e

Multiply the decimal in column c by the property tax amount in column d. If there is no figure in column c, use the decimal in column b. Enter the result in column e.

Example: Total property taxes paid were \$2,000. Column b is 1.00, and column c is 0.50. The calculation for column e is $0.50 \times \$2,000 = \$1,000$.

Worksheet G

PART I: HOMEOWNERS

Principal residences you owned in New Jersey during 2018

Address	(a) Number of days in 2018 in this residence as an owner	(b) Share of property owned by you (and your spouse)	(c) Share (%) of property used as your principal residence	(d) Total property taxes paid on this property for this period	(e) Your share of property taxes paid on this property for this period
1.					
2.					
3.					
4. Your share of total property taxes paid for 2018 for your principal residences (total of column e) If you were also a tenant in New Jersey during the year, continue with Part II. Otherwise, go to Part III					

PART II: TENANTS

Principal residences you rented in New Jersey during 2018

Address	(a) Number of days in 2018 in this residence as a tenant	(b) Total number of tenants who shared the rent	(c) Total rent paid by all people living in this residence during this period	(d) Total rent paid by you (and your spouse) for this residence during this period
5.				
6.				
7.				
8. Your share of total rent paid for 2018 for your principal residences (total of column d)				
9. Allowable portion of rent. Line 8 \times 0.18. Continue to Part III				

PART III: TOTAL

10. Add line 4 and line 9. Enter the total here and on Line 38a, Form NJ-1040. Fill in the oval at Line 38c indicating this worksheet was completed. If your filing status is married/CU partner, filing separate return and both you and your spouse maintained the same principal residence, use one-half of this amount when completing Line 38a.

(Keep for your records)

Line 4: Property Taxes

Add your share of property taxes paid in column e, lines 1 through 3, and enter the total on line 4.

Part II – Tenants

Principal Residences Rented in New Jersey (Lines 5–7)

List the address of each qualified New Jersey residence you rented and occupied as your principal residence during 2018. Complete columns a through d for each address. If you lived for part of the year in a residence that was not a qualified residence, do not include any information for that residence. For example, you rented an apartment in a building that is exempt from property taxes.

If you were both an owner and a tenant at the same address, enter the required information in both Part I and Part II.

Column a

Enter the number of days you rented and occupied this home as your principal residence in 2018. If this was your residence all year, enter 365. The total number of days in Part I and Part II cannot be more than 365.

Column b

If you lived with someone who was not your spouse and shared the rent with them, enter the total number of tenants

who shared the rent, including yourself. For this purpose, spouses are considered one tenant.

Column c

Enter the total amount of rent paid by all tenants, including yourself, during 2018 for the period indicated in column a.

Column d

Divide the amount in column c by the number in column b, and enter the result in column d.

Line 8: Rent

Add your share of rent paid in column d, lines 5 through 7, and enter the total on line 8.

Line 9: Allowable Portion of Rent

Multiply the amount on line 8 by 18% (0.18) and enter the result on line 9.

Part III – Total

Line 10: Total

Add line 4 and line 9. Enter the total here and on Line 38a, Form NJ-1040. If your filing status is married/CU partner, filing separately, enter one-half of this amount on Line 38a.

Line 38b – Property Information (Homeowners Only)

Enter the Block and Lot Numbers of the property that you owned and occupied as your principal residence on December 31, 2018, as long as property taxes were paid on that home. If you were not a homeowner on December 31, enter the information for the last home you owned and occupied in New Jersey during the year. Include qualifier, if applicable (condominiums only). You can get this information from your property tax bill or from your local tax collector. If you were a tenant, make no entry

Enter numbers in the boxes like this:

Examples:

Block 3105.62

	3	1	0	5	6	2			
--	---	---	---	---	---	---	--	--	--

Lot 14.3

			1	4	3				
--	--	--	---	---	---	--	--	--	--

(Condominiums only)

Qualifier: 13245

1	3	2	4	5
---	---	---	---	---

Line 38c – County/Municipality Code (Homeowners Only)

Enter the four-digit code for the block and lot number you entered on Line 38b. See table on page 50. If you completed Worksheet G, fill in the oval.

Line 39 – Property Tax Deduction

If you met the eligibility requirements on page 26, you can take either a Property Tax Deduction or a Property Tax Credit.

New for 2018 For Tax Year 2018, the Property Tax Deduction increased to up to \$15,000 (\$7,500 if you and your spouse file separate returns but maintained the same principal residence).

There are two ways to determine whether you will get a greater benefit by taking a deduction on Line 39 or a credit on Line 54. If you:

- **Are not** claiming a credit for taxes paid to other jurisdictions, complete Worksheet H.
- **Are** claiming a credit for taxes paid to other jurisdictions, first complete lines 1 and 2 of Worksheet H. Then complete Schedule NJ-COJ and Worksheet I (See instructions for Schedule NJ-COJ on page 32.)

If you will receive a greater benefit by taking the deduction, enter on Line 39 the amount of the Property Tax Deduction from Worksheet H or Schedule NJ-COJ and make no entry on Line 54.

Worksheet H

Line 1: Property Tax/Rent

Enter the amount from Line 38a, Form NJ-1040.

Senior Freeze (Property Tax Reimbursement) Applicants.

Do not use the amount from Line 38a. If you are eligible for a reimbursement from the 2018 Senior Freeze, complete that application before continuing.

If you file Form PTR-1, enter on line 1 the amount of your 2017 property taxes (or 18% of site fees) as reported on your 2018 Form PTR-1.

If you file Form PTR-2, enter on line 1 the amount of your base year property taxes (or 18% of site fees) as reported on your 2018 Form PTR-2.

Note: If you owned your home with someone who is not your spouse or if the property consists of more than one unit, the amount of property taxes you report must reflect your percentage of ownership or the proportionate share of property taxes for the unit you occupied as your principal residence.

Line 2: Property Tax Deduction

Enter the amount from line 1 or \$15,000, whichever is less. Also enter this amount on line 4, column A.

Note: If you and your spouse file separate returns but maintained the same principal residence, enter the amount from line 1 or \$7,500, whichever is less.

Line 3: Taxable Income

For each column, enter the amount from Line 37, Form NJ-1040.

Note: If you are claiming a credit for taxes paid to other jurisdictions, do not complete lines 3 through 8. Complete Schedule NJ-COJ and Worksheet I.

Line 4: Property Tax Deduction

Enter in column A the amount from line 2, Worksheet H.

Line 5: New Jersey Taxable Income

For each column, subtract line 4 from line 3 and enter the result on line 5.

Line 6: Tax on Line 5

For each column, enter the amount of tax on the income shown on line 5. Use the Tax Table on page 52 or the Tax Rate Schedules on page 61 to calculate the amount.

Lines 7 and 8: Deduction/Credit Determination

To determine whether a deduction or a credit is better for you, subtract line 6, column A from line 6, column B and enter the result on line 7. If the amount on line 7 is \$50 or more (\$25 if you and your spouse file separate returns but maintained the same principal residence), you will receive a greater benefit by taking the Property Tax Deduction.

If the amount on line 7 is less than \$50 (\$25 if you and your spouse file separate returns but maintained the same principal residence), you will receive a greater benefit by taking the Property Tax Credit. Follow the instructions on Worksheet H for completing Lines 39, 40, 41, and 54, Form NJ-1040.

Part-Year Residents. You can claim a deduction or credit for property taxes or 18% of rent due and paid during the time you were a resident. When completing line 8, prorate the \$50 (\$25 if you and your spouse file separate returns but maintained the same principal residence) based on the number of months you occupied your New Jersey residence. Compare the prorated amount to line 7, and if the credit is more beneficial, enter the prorated amount on Line 54.

Worksheet H – Property Tax Deduction/Credit

Review the eligibility requirements on page 26 before completing Worksheet H. Part-year residents, see page 30.

Complete both columns of this worksheet to find out whether the deduction or the credit is better for you.

1. **Property Taxes.** Enter the property taxes from Line 38a, Form NJ-1040. 1. _____
 Senior Freeze (Property Tax Reimbursement) applicants must use their base year amount.
(See instructions on page 30.)
2. **Property Tax Deduction.** Is the amount on line 1 of this worksheet \$15,000 or more (\$7,500 or more if you and your spouse file separate returns but maintained the same principal residence)?
 - Yes. Enter \$15,000 (\$7,500 if you and your spouse file separate returns but maintained the same principal residence).
 - No. Enter the amount from line 1. 2. _____

STOP — if you are claiming a credit for taxes paid to other jurisdictions.
 Complete only lines 1 and 2. Then complete Schedule NJ-COJ and Worksheet I.
 (See instructions on page 32.)

3. Taxable Income (From Line 37 of Form NJ-1040)
4. Property Tax Deduction (From line 2 above)
5. New Jersey Taxable Income (Subtract line 4 from line 3)
6. Tax on line 5 amount (From Tax Table or Tax Rate Schedules)
7. Subtract line 6, column A from line 6, column B

	Column A		Column B
3.		3.	
4.		4.	- 0 -
5.		5.	
6.		6.	
7.		7.	

8. **Is the line 7 amount \$50 or more** (\$25 if you and your spouse file separate returns but maintained the same principal residence)? **Part-year residents**, see page 30 before answering "No."

Yes. The Property Tax Deduction is more beneficial for you. Make the following entries on your return.

<i>Form NJ-1040</i>	<i>Enter amount from:</i>
Line 39	Line 4, column A
Line 40	Line 5, column A
Line 41	Line 6, column A
Line 54	Make no entry

No. The Property Tax Credit is more beneficial for you. Make the following entries on your return.

<i>Form NJ-1040</i>	<i>Enter amount from:</i>
Line 39	Make no entry
Line 40	Line 5, column B
Line 41	Line 6, column B
Line 54	\$50 (\$25 if you and your spouse file separate returns but maintained the same principal residence). Part-year residents must prorate this amount. (See instructions on page 30.)

(Keep for your records)

Line 40 – New Jersey Taxable Income

Subtract Line 39 from Line 37 and enter the result. If you did not claim a Property Tax Deduction, enter the amount from Line 37.

Line 41 – Tax on Amount on Line 40

Calculate your tax using one of the following methods and enter the amount on Line 41.

Tax Table. If Line 40 is less than \$100,000, you can use the New Jersey Tax Table on page 52 or the New Jersey Tax Rate Schedules on page 61 to find your tax. If you use the tax table, use the correct column for your filing status.

Tax Rate Schedules. If Line 40 is \$100,000 or more, you must use the New Jersey Tax Rate Schedules on page 61. Use the correct schedule for your filing status.

Line 42 – Credit for Income Taxes Paid to Other Jurisdictions (COJ)

You may be able to claim a credit if you had income from outside New Jersey. Complete Schedule NJ-COJ to calculate the credit and enter the amount on Line 42. If you complete more than one Schedule NJ-COJ, add the credits from each schedule and enter the total. The credit on Line 42 cannot be more than your tax on Line 41.

Enter the jurisdiction code from the chart below in the boxes provided on Line 42. If you are claiming a credit for more than one jurisdiction, use the code for “Multiple Jurisdictions.”

Jurisdiction Codes

Code	Code	Code	Code
Alabama 01	Iowa..... 15	Nebraska 27	Tennessee..... 42
Arizona..... 03	Kansas 16	New Hampshire 29	Utah..... 44
Arkansas..... 04	Kentucky 17	New Mexico..... 31	Vermont 45
California 05	Louisiana..... 18	New York..... 32	Virginia 46
Colorado..... 06	Maine 19	North Carolina 33	West Virginia..... 48
Connecticut 07	Maryland..... 20	North Dakota..... 34	Wisconsin..... 49
Delaware 08	Massachusetts 21	Ohio..... 35	Dist. of Columbia..... 51
Georgia..... 10	Michigan 22	Oklahoma..... 36	Philadelphia..... 52
Hawaii 11	Minnesota..... 23	Oregon..... 37	Other 53
Idaho 12	Mississippi 24	Pennsylvania 38	Multiple
Illinois 13	Missouri 25	Rhode Island 39	Jurisdictions..... 99
Indiana..... 14	Montana 26	South Carolina 40	



Enclose Schedule NJ-COJ(s) with your return.

Schedule NJ-COJ Credit for Income or Wage Taxes Paid to Other Jurisdictions

Complete this schedule only if you had income from outside New Jersey that was taxed by another jurisdiction and subject to New Jersey Income Tax in the same tax year. The credit reduces your New Jersey tax based on the percentage of income that was taxed by other jurisdictions. It is not necessarily a dollar-for-dollar credit. You cannot take a credit for taxes paid to the U.S. Government, Puerto Rico, or any other country or territory.

Compensation From Pennsylvania. There is a Reciprocal Personal Income Tax Agreement between New Jersey and Pennsylvania. Compensation (salaries, wages, tips, fees,

commissions, bonuses, and other payment for services rendered as an employee) paid to New Jersey residents employed in Pennsylvania is not subject to Pennsylvania income tax. Therefore, you cannot claim a credit for taxes paid to Pennsylvania on that type of income. However, other types of income (e.g., self-employment, gain from sale of property) are not covered by the agreement and may be eligible for the credit. The Reciprocal Agreement does not apply to the wage or income tax of Philadelphia or any other municipality in Pennsylvania.

Different jurisdictions tax the same income. You may need to complete more than one Schedule NJ-COJ. See “Same Income Taxed by More Than One Jurisdiction” below.

Different jurisdictions tax different income. You must complete a separate Schedule NJ-COJ for each jurisdiction. For more information, see Tax Topic Bulletin GIT-3W, *Credit for Income Taxes Paid to Other Jurisdictions (Wage Income)*, or GIT-3B, *Credit for Income Taxes Paid to Other Jurisdictions (Business/Nonwage Income)*.

Jurisdiction imposes more than one type of tax. You may need to complete a separate Schedule NJ-COJ for each type of tax. For more information, see Tax Topic Bulletin GIT-3W, *Credit for Income Taxes Paid to Other Jurisdictions (Wage Income)*, or GIT-3B, *Credit for Income Taxes Paid to Other Jurisdictions (Business/Nonwage Income)*.

Property Tax Deduction/Credit (Worksheet I). If you are eligible for a Property Tax Deduction or Credit (see requirements on page 26), complete Schedule NJ-COJ, and then complete Worksheet I on page 34 to determine whether you receive a greater benefit from the Property Tax Deduction or the Property Tax Credit. If you are claiming a credit for taxes paid to another jurisdiction but you are not eligible for a Property Tax Deduction or Credit, only complete Column B of Schedule NJ-COJ.

Documentation. Keep complete copies of any returns filed with other jurisdictions. You may be asked to provide the following:

- A complete copy of the income tax return filed with the other jurisdiction if one was filed or required to be filed. Include all schedules, worksheets, etc. that establish the nature and source of the income being taxed by the other jurisdiction.
- If you participated in a composite return filed in another jurisdiction, submit a statement, on the filing entity’s letterhead, that lists the jurisdiction, your share of the gross income taxed by the other jurisdiction, and your share of the tax paid.
- If you do not have to file a return with the other jurisdiction, include either a W-2 that lists the wage taxes paid and the name of the taxing jurisdiction, or a statement from the business entity that filed an income-based tax return. The statement must include your share of the gross income taxed by the other jurisdiction, the name of the tax, and your share of the tax paid.

Line 1 – Income Properly Taxed by Both New Jersey and Other Jurisdiction

Only include income that meets all of the following criteria when completing Line 1:

1. The income must be taxed by both New Jersey and a jurisdiction outside New Jersey, and
2. The income must have been properly taxed by the other jurisdiction, and
3. The amount of each item of income taxed by the other jurisdiction cannot be more than the amount of that item of income taxed by New Jersey, and
4. The income cannot be deemed allocated to New Jersey.

Enter the gross amount received after adjustments have been made by the other jurisdiction, but before personal exemptions and/or itemized deductions are subtracted. For an accurate income figure, first complete the tax return for the state in which you worked. Any income included on Line 1 must also be included on Line 2 since the income has to be taxed by both New Jersey and the other jurisdiction. Therefore, the amount on Line 1 cannot be more than the amount on Line 2. Also enter the name of the taxing jurisdiction in the space provided.

Do not include on Line 1:

- Income that is not subject to New Jersey Income Tax (e.g., unemployment compensation).
- Income excluded or deducted in arriving at the income actually taxed in the other jurisdiction (e.g., IRA/Keogh contributions, employee business expenses, moving expenses, alimony).
- Interest, dividends, gains on sales of securities, and other income from intangible personal property (savings accounts, stocks, bonds) unless (1) the income was derived from a business, trade, or profession carried on in the other jurisdiction, or (2) you are required to file a resident return with both New Jersey and the other jurisdiction and report the income on both returns.
- Income subject to tax by a foreign country, U.S. possession, or territory.
- S corporation income allocated to New Jersey.
- Partnership income allocated to New Jersey.
- 401(k) contributions.

Same Income Taxed by More Than One Jurisdiction. If you pay tax to two jurisdictions on the same income, and the jurisdictions tax the **same** amount of income, complete only one Schedule NJ-COJ. Example: You have wages that are taxed by both City A and State B. Both the city and the state tax the full amount of your wages. Complete one Schedule NJ-COJ, reporting the full amount of wages.

However, if the jurisdictions tax **different** amounts of income, complete a separate Schedule NJ-COJ for each amount. On the first schedule, include the income amount taxed by both jurisdictions. On the second schedule, include only the difference in the two amounts. Example: You have \$150,000 in income from a business in city Y, which is in state Z. You report the entire amount on your New Jersey return. State Z

Worksheet I																							
Which Property Tax Benefit to Use																							
	COLUMN A			COLUMN B																			
	1. Tax. Enter amounts from Line 7, Schedule NJ-COJ, Columns A and B here.....	1.			1.																		
2. Credit for Taxes Paid to Other Jurisdiction. Enter amounts from Line 9, Schedule NJ-COJ, Columns A and B here. If you completed more than one Schedule NJ-COJ, enter the total of all Line 9 amounts (Columns A and B) in the corresponding column.....	2.			2.																			
3. Balance of Tax Due. Subtract line 2 from line 1 in each column	3.			3.																			
4. Subtract line 3, column A from line 3, column B				4.																			
5. Is the line 4 amount \$50 or more (\$25 if you and your spouse file separate returns but maintained the same principal residence)? Part-year residents , see instructions for Line 9, Schedule NJ-COJ, on page 35 before answering "No."																							
<input type="radio"/> Yes. The Property Tax Deduction is more beneficial for you. Make the following entries on your return..																							
<table style="width: 100%; border: none;"> <tr> <td style="width: 30%;"><i>Form NJ-1040</i></td> <td style="width: 30%;"><i>Enter amount from:</i></td> <td style="width: 40%;"></td> </tr> <tr> <td>Line 39</td> <td>Line 5, Column A, Schedule NJ-COJ</td> <td></td> </tr> <tr> <td>Line 40</td> <td>Line 6, Column A, Schedule NJ-COJ</td> <td></td> </tr> <tr> <td>Line 41</td> <td>Line 7, Column A, Schedule NJ-COJ</td> <td></td> </tr> <tr> <td>Line 42</td> <td>Line 2, Column A, Worksheet I</td> <td></td> </tr> <tr> <td>Line 54</td> <td>Make no entry</td> <td></td> </tr> </table>						<i>Form NJ-1040</i>	<i>Enter amount from:</i>		Line 39	Line 5, Column A, Schedule NJ-COJ		Line 40	Line 6, Column A, Schedule NJ-COJ		Line 41	Line 7, Column A, Schedule NJ-COJ		Line 42	Line 2, Column A, Worksheet I		Line 54	Make no entry	
<i>Form NJ-1040</i>	<i>Enter amount from:</i>																						
Line 39	Line 5, Column A, Schedule NJ-COJ																						
Line 40	Line 6, Column A, Schedule NJ-COJ																						
Line 41	Line 7, Column A, Schedule NJ-COJ																						
Line 42	Line 2, Column A, Worksheet I																						
Line 54	Make no entry																						
<input type="radio"/> No. The Property Tax Credit is more beneficial for you. Make the following entries on your return.																							
<table style="width: 100%; border: none;"> <tr> <td style="width: 30%;"><i>Form NJ-1040</i></td> <td style="width: 30%;"><i>Enter amount from:</i></td> <td style="width: 40%;"></td> </tr> <tr> <td>Line 39</td> <td>Make no entry</td> <td></td> </tr> <tr> <td>Line 40</td> <td>Line 6, Column B, Schedule NJ-COJ</td> <td></td> </tr> <tr> <td>Line 41</td> <td>Line 7, Column B, Schedule NJ-COJ</td> <td></td> </tr> <tr> <td>Line 42</td> <td>Line 2, Column B, Worksheet I</td> <td></td> </tr> <tr> <td>Line 54</td> <td>\$50 (\$25 if you and your spouse file separate returns but maintained the same principal residence). Part-year residents must prorate this amount. (See instructions for Line 9, Schedule NJ-COJ, on page 35.)</td> <td></td> </tr> </table>						<i>Form NJ-1040</i>	<i>Enter amount from:</i>		Line 39	Make no entry		Line 40	Line 6, Column B, Schedule NJ-COJ		Line 41	Line 7, Column B, Schedule NJ-COJ		Line 42	Line 2, Column B, Worksheet I		Line 54	\$50 (\$25 if you and your spouse file separate returns but maintained the same principal residence). Part-year residents must prorate this amount. (See instructions for Line 9, Schedule NJ-COJ, on page 35.)	
<i>Form NJ-1040</i>	<i>Enter amount from:</i>																						
Line 39	Make no entry																						
Line 40	Line 6, Column B, Schedule NJ-COJ																						
Line 41	Line 7, Column B, Schedule NJ-COJ																						
Line 42	Line 2, Column B, Worksheet I																						
Line 54	\$50 (\$25 if you and your spouse file separate returns but maintained the same principal residence). Part-year residents must prorate this amount. (See instructions for Line 9, Schedule NJ-COJ, on page 35.)																						
(Keep for your records)																							

taxed \$120,000 of the income and the tax on that amount was \$8,200. City Y taxed \$140,000 of the income and the tax on that amount was \$5,600. Since the two jurisdictions taxed different amounts, you must complete two Schedule NJ-COJs.

First Schedule NJ-COJ: Indicate the jurisdiction as "city Y and state Z," and enter \$120,000 on Line 1. To determine the credit on that \$120,000, add together \$8,200 paid to state Z and \$4,800 paid to city Y. (\$4,800 is the tax paid on \$120,000. You cannot use the full \$5,600 since that is the tax paid on \$140,000. You can use only the tax paid on the amount of income entered on Line 1.) Enter the total in Box 9a, Line 9. Compare the allowable credit calculated on Line 8, Schedule NJ-COJ to the amount in Box 9a (\$13,000). The credit is the lesser of Line 8 or Box 9a.

Second Schedule NJ-COJ: Indicate the jurisdiction as "city Y," and enter \$20,000 on Line 1. This amount is the difference between the total amount taxed by city Y (\$140,000) and the amount that was already included on the first Schedule NJ-COJ (\$120,000). Box 9a will be \$800, the tax paid to city Y on \$20,000 of income.

S Corporation Income. If you paid income or wage taxes to another jurisdiction on S corporation income that was also subject to New Jersey tax in the same tax year, you may be eligible for a credit. However, you **cannot** claim a credit for:

- Tax imposed by another jurisdiction on S corporation income allocated to New Jersey.
- Taxes paid or accrued on or measured by profits or income imposed on or paid on behalf of another person.
- Taxes attributable to distributions.

Income From New York. When claiming a credit for taxes paid to New York, the amount on Line 1 must reflect the "New York State Amount" actually taxed by New York from the New York IT-203. Certain adjustments may be necessary to determine the income actually taxed by New York. If you are subject to the New York tax on lump-sum distributions, complete separate Schedule NJ-COJs for the ordinary income and the lump-sum distribution.

Income From Philadelphia. The amount of income taxable to Philadelphia may be different from the State wages on your

W-2. Complete the following to determine the amount to enter on Line 1.

A. $\frac{\text{Philadelphia Wage Tax Paid}^*}{\text{Philadelphia Wage Tax Rate}} =$ _____

B. Amount of Philadelphia wages included on Line 15, NJ-1040 _____

Enter on Line 1 the lesser of A or B.

*If you filed a Philadelphia Petition for Wage Tax Refund, you must subtract your refund from the Philadelphia wage tax paid.

Information about the Philadelphia wage tax rate is available on the City of Philadelphia's website at www.phila.gov.

Sole Proprietorships and Partnerships From Philadelphia.

If you are a sole proprietor or partner in a partnership whose income is subject to Pennsylvania income tax and Philadelphia business income and receipts tax and net profits tax, you must consider the taxes paid (based on income) to all jurisdictions when calculating the credit. The Philadelphia business income and receipts tax imposes two taxes, one based on income and one based on gross receipts. Only the tax imposed based on income qualifies for the credit calculation.

Part-Year Residents. Enter on Line 1 only the income derived from the other jurisdiction during the period of time you were a New Jersey resident. The income must be actually and properly taxed both by the other jurisdiction and New Jersey.

Line 2 – Income Subject to Tax by New Jersey

Enter the amount of income reported on Line 29, Form NJ-1040.

Line 3 – Maximum Allowable Credit Percentage

Divide Line 1 by Line 2 and enter the percentage on Line 3. Carry your results to seven decimal places, rounding up if the seventh place is 5 or more. Since Line 1 cannot be more than Line 2, the result will be 100% or less.

If you are not eligible to claim a Property Tax Deduction or Property Tax Credit, only complete Column B.

Line 4 – Taxable Income

For each column, enter on Line 4 the amount from Line 37, Form NJ-1040.

Line 5 – Property Tax and Deduction

Qualified homeowners or tenants (see eligibility requirements on page 26), enter the following information:

Box 5a: Enter the amount from line 1 of Worksheet H (see page 30).

Column A (Line 5): Enter the amount from line 2 of Worksheet H.

Line 6 – New Jersey Taxable Income

For each column, subtract Line 5 from Line 4 and enter the result.

Line 7 – Tax on Line 6 Amount

For each column, enter the tax due on the income entered on Line 6. Use the Tax Table on page 52 or the Tax Rate Schedules on page 61 to calculate the amount of tax due. If you are completing only Column B, the amount on Line 7 should be the same as the amount on Line 41, Form NJ-1040.

Line 8 – Allowable Credit

For each column, multiply the amount on Line 7 by the percentage on Line 3 and enter the result.

Line 9 – Credit for Taxes Paid to Other Jurisdiction

Box 9a: Enter the income or wage tax paid to the other jurisdiction on the income shown on Line 1. This amount is the total tax liability to the other jurisdiction from the other jurisdiction's tax return, or if the other jurisdiction does not require the filing of a tax return, the amount may be the taxes withheld for the jurisdiction.

If you adjusted the income on Line 1 of this schedule, enter only the tax paid on the adjusted amount.

For each column, enter on Line 9 the lesser of Line 8 or the amount in Box 9a.

If you are eligible for a Property Tax Deduction or Credit, complete Worksheet I on page 34 (part-year residents, see below).

If you are not eligible for a Property Tax Deduction or Credit, enter the amount from Line 9, Column B on Line 42, Form NJ-1040. If you completed more than one NJ-COJ, enter the total of the amounts from Line 9, Column B. Leave Lines 39 and 54 blank.

For more information, see Tax Topic Bulletin GIT-3W, *Credit for Income Taxes Paid to Other Jurisdictions (Wage Income)*, or GIT-3B, *Credit for Income Taxes Paid to Other Jurisdictions (Business/Nonwage Income)*.

Part-Year Residents. You can claim a deduction or credit for property taxes or 18% of rent due and paid during the time you were a resident. When completing line 5, Worksheet I, prorate the \$50 (\$25 if you and your spouse file separate returns but maintained the same principal residence) based on the number of months you occupied your New Jersey residence. Compare the prorated amount to line 4, Worksheet I, and if the credit is more beneficial, enter the prorated amount on Line 54, NJ-1040.

Worksheet J
Child and Dependent Care Credit

1. Enter your federal credit for child and dependent care expenses.....1. _____
2. Enter your taxable income from Line 40, NJ-1040.....2. _____
3. Enter the percentage below based on the amount on line 2.

If line 2 is over	But not over	Enter %	
\$ 0	\$20,000	50%	
\$20,000	\$30,000	40%	
\$30,000	\$40,000	30%	
\$40,000	\$50,000	20%	
\$50,000	\$60,000	10%	
\$60,000	and over	not eligible3. _____%
4. Multiply line 1 by the percentage on line 34. _____
5. Enter the number of qualifying persons you claimed on federal Form 2441 for the federal credit for child and dependent care expenses..... 5. _____
6. If the number on line 5 is 1, enter \$500.
If the number on line 5 is 2 or more, enter \$1,0006. _____
7. Enter the lesser of line 4 or line 6. Also enter this amount on Line 44, NJ-1040....7. _____
Part-year residents, see below.

(Keep for your records)

Line 43 – Balance of Tax

Subtract Line 42 from Line 41 and enter the result. If Line 42 is blank, enter the amount from Line 41.

Line 44 – Child and Dependent Care Credit

New for 2018 ▶ The Child and Dependent Care Credit is available to certain taxpayers who have earned income and paid someone to care for a qualifying person so they can work or look for work.

To qualify, you must be allowed a federal credit for child and dependent care expenses and have taxable income on Line 40 of \$60,000 or less. If your filing status is married, filing separately, you are only eligible for the credit if you meet certain exceptions for federal purposes.

Use Worksheet J above to calculate the amount of your credit.

Part-Year Residents. You must prorate your credit based on the number of months you were a New Jersey resident.

Civil Union Couples. If you are filing a joint New Jersey return and one or both of you are allowed a federal credit for child and dependent care expenses, you may also be able to receive a New Jersey Child and Dependent Care Credit. If your filing status is married, filing separately, you are only eligible for the credit if you meet certain exceptions for federal purposes.

If you file a joint federal return, use Worksheet J to calculate the amount of your New Jersey credit.

If you did not file a joint federal return, prepare a federal return as if you were married, filing jointly, and calculate the amount of the federal credit for child and dependent care expenses you would have been eligible to receive. Use that amount on Worksheet J to calculate your New Jersey credit. Fill in the oval below Line 44 indicating you are a civil union couple.

Enclose document ▶ Enclose a copy of federal Form 2441 with your return.

More information is available on our website at www.njtaxation.org.

Line 45 – Balance of Tax

Subtract Line 44 from Line 43 and enter the result. If Line 44 is blank, enter the amount from Line 43.

Line 46 – Sheltered Workshop Tax Credit

Enter your Sheltered Workshop Tax Credit for the current year from Part IV, line 12 of Form GIT-317.

Enclose document ▶ Enclose Form GIT-317 with your return.

Part-Year Residents. Prorate your credit based on the number of months you were a New Jersey resident.

Line 47 – Balance of Tax

Subtract Line 46 from Line 45 and enter the result. If Line 46 is blank, enter the amount from Line 45.

Line 48 – Gold Star Family Counseling Credit

New for 2018 ▶ If you are a mental health care professional who provided counseling through the Gold Star Family Counseling program, complete the following calculation to determine the amount of your credit:

- 1. Enter the number of hours of counseling you provided through the program _____
- 2. Enter the TRICARE rate for the service _____
- 3. Multiply line 1 by line 2. Enter this amount on Line 48 _____

Part-Year Residents. Include only the hours of counseling provided through the program while you were a New Jersey resident.

Line 49 – Balance of Tax After Credits

Subtract Line 48 from Line 47 and enter the result. If Line 48 is blank, enter the amount from Line 47.

Line 50 – Use-Tax Due on Internet, Mail-Order, or Other Out-of-State Purchases

When you buy taxable items or services to use in New Jersey, you owe Use Tax if:

- You do not pay Sales Tax; or
- You pay tax at a rate less than New Jersey’s 6.625% rate.

This commonly happens when you make purchases online, by phone or mail order, or outside the State.

Enter any Use Tax you owe. If you do not have any Use Tax to remit, you must enter “0.00” on this line.

For more information about taxable items and services, see Tax Topic Bulletin S&U-4, *New Jersey Sales Tax Guide*. For more information about Use Tax, see publication ANJ-7, *Use Tax in New Jersey*.

Line 51 – Interest on Underpayment of Estimated Tax

New Jersey Income Tax is a pay-as-you-go tax. You must pay tax on your income as you earn or receive it. If you did not pay enough tax on your income throughout the year, you may have to pay installment interest.

Installment interest may be charged if:

- Your total tax is more than \$400 (after subtracting withholdings and other credits); **and**
- You did not pay (by withholdings or estimated payments) at least 80% of your tax liability during the year.

To calculate the amount of interest for the underpayment of estimated tax, complete Form NJ-2210, Underpayment of Estimated Tax by Individuals, Estates, or Trusts. Enter on Line 51 the amount from Line 19, Form NJ-2210, and fill in the oval.



Enclose Form NJ-2210 with your return.

For more information, see Tax Topic Bulletin GIT-8, *Estimating Income Taxes*.

Line 52 – Total Tax Due

Add Lines 49 through 51 and enter the total.

Line 53 – Total New Jersey Income Tax Withheld

Enter the total New Jersey Income Tax withheld as shown on all of your W-2s, W-2Gs, and/or 1099s on this line.

Common forms include:

- Form W-2: Box 17 (Box 15 must indicate NJ)
- Form W-2G: Box 15 (Box 13 must indicate NJ)
- Form 1099-R: Box 12 (Box 13 must indicate NJ)
- Form 1099-MISC: Box 16 (Box 17 must indicate NJ)

Do not include tax paid on your behalf by a partnership.



Enclose Forms W-2 and 1099 with your return.

Part-Year Residents. You must determine from your W-2, W-2G, and/or 1099 statement(s) the amount of New Jersey Income Tax withheld from wages you earned or other payments you received while you were a New Jersey resident. If your W-2 includes only wages you earned while you were a resident, report the total New Jersey tax withheld on the W-2. If your employer combined your resident and nonresident wages on the W-2, include only tax withheld while you were a New Jersey resident.

Line 54 – Property Tax Credit

If you met the eligibility requirements on page 26 and you receive a greater benefit from the Property Tax Credit, enter \$50 (\$25 if married, filing separately). **Do not** claim a credit if you claimed the Property Tax Deduction on Line 39 or your income is under the filing threshold.

Part-Year Residents. Prorate the amount of any Property Tax Credit on this line based on the number of months you occupied your qualified New Jersey residence.

Line 55 – New Jersey Estimated Tax Payments/Credit From 2017 Tax Return

Include on this line:

- Estimated tax payments made for 2018;
- Amount paid with your application for an extension;
- Credit applied from the prior year. This is the amount you chose to carry forward on Line 58 of your 2017 NJ-1040.

Do not include prior year refunds or tax paid on your behalf by partnership(s).

Payments Made Under Another Name or Social Security Number. If you changed your name (marriage, divorce, etc.), and you made estimated tax payments using your former name, enclose a statement explaining all the payments you and/or your spouse made for 2018 and the name(s) and Social Security number(s) under which you made payments.

If your spouse died during the year and amounts were paid/credited under both your Social Security numbers, enclose a statement listing the Social Security numbers and the amounts submitted under each.

Part-Year Residents. Enter the amount of estimated payments you made to New Jersey while you were a resident. If you made estimated payments both as a resident and as a nonresident, enter only the payments you made to meet your tax liability while you were a resident.

Line 56 – New Jersey Earned Income Tax Credit (NJEITC)

The NJEITC is a credit for certain taxpayers who work and have earned income. It reduces the amount of tax you owe and can give you a refund. To claim the NJEITC, you must be eligible and file for a federal earned income credit (EIC). You are not eligible for the NJEITC if your filing status is married filing separately.

New for 2018 ▶ The NJEITC is 37% of the federal EIC. Calculate as follows and enter on Line 56:

Federal earned income credit _____ x .37 = _____

If you asked the IRS to calculate your federal EIC, leave Line 56 blank. Fill in the first oval below the line. The IRS will provide information about the federal EIC no earlier than October 2019. Civil union couples should not fill in the first oval (see below).

Civil Union Couples. If you are filing a joint New Jersey return and one or both of you are eligible and file for a federal EIC, you also might be able to receive the NJEITC. If you are filing separate New Jersey returns, you are not eligible for the NJEITC.

If you file a joint federal return, use the calculation above to determine the amount of your NJEITC.

If you did **not** file a joint federal return, prepare a federal return as if you were married, filing jointly, and then calculate the amount of the federal EIC you would have been eligible to receive. Use that amount to calculate your New Jersey credit above. Fill in only the second oval below Line 56 indicating you are a civil union couple.

Note: You may be asked to provide documentation to support your claim. For more information on the program, visit our website at www.state.nj.us/treasury/taxation/eitcinfo.shtml.

Part-Year Residents. You must prorate your credit based on the number of months you were a New Jersey resident.

Line 57 through 59 – UI/WF/SWF, DI, and FLI Credits

If you had two or more employers and you contributed more than the maximum amount of unemployment insurance (UI)/workforce development partnership fund (WF)/supplemental workforce fund (SWF) contributions, disability insurance (DI) contributions, and/or family leave insurance (FLI) contributions, you may be able to take credit for the excess withheld.

The maximum employee contributions were:

UI/WF/SWF – \$143.23

DI – \$64.03

FLI – \$30.33

Complete Form NJ-2450 to calculate the excess contributions and report as follows:

Enter on Line:	Amount from Form NJ-2450:
57	Line 4
58	Line 5
59	Line 6

Enclose document ▶ You **must** enclose Form NJ-2450 with your return.

If you had only one employer, you must contact that employer for the refund of any amount that was overwithheld. Do not complete Form NJ-2450.

If you had multiple employers but one employer withheld more than the maximum, do not enter more than the maximum amount for that employer on Form NJ-2450. Any amounts over the maximum that were incorrectly withheld must be refunded by that particular employer.

If we deny your request, you must refile your claim through the Department of Labor and Workforce Development by completing Form UC-9A.

Line 60 – Wounded Warrior Caregivers Credit

New for 2018 ▶ You are eligible for this credit if you provided care for a relative who is a qualifying armed services member and your gross income was \$100,000 or less (married, filing joint; head of household; qualifying widow(er)) or \$50,000 or less (single; married, filing separate).

A **relative** is a:

Spouse	Parent	Child	Brother	Sister
Grandparent	Grandchild	Aunt	Uncle	First Cousin
Nephew	Niece	Great-grandparent	Great-grandchild	

The above relationships by marriage (e.g., stepchild, mother-in-law, etc.)

A **qualifying armed services member** is a person who:

- Was honorably discharged or released under honorable circumstances by the last day of the tax year, and
- Has a disability arising from active U.S. military service in any war or conflict on or after September 11, 2001, and
- Has either a 100% disability rating or receives individual unemployability benefits (one disability of at least 60% or two disabilities with a combined rating of at least 70% and one of those is at least 40%), and
- Lived with you in New Jersey for at least six months of the tax year.

Complete Schedule NJ-WWC to calculate the credit, and enter the amount on Line 60. If two or more people care for the same person, the credit is apportioned based on the share of total care expenses for the year.

Part-Year Residents. You must use your income for the entire year when determining your eligibility.

Enclose document ▶ Enclose a copy of your caregiver approval letter the first time you claim the credit. You may be required to submit additional documentation to verify your eligibility.

Line 61 – Total Withholdings, Credits, and Payments

Add Lines 53 through 60 and enter the total.

Line 62 – Amount You Owe

If Line 61 is less than Line 52, you have tax due. Subtract Line 61 from Line 52 and enter the result.

If you would like to make a donation to the Charitable Campaigns, continue with Line 65. Otherwise, continue with Line 74.

Line 63 – Overpayment Amount

If Line 61 is more than Line 52, you have an overpayment. Subtract Line 52 from Line 61 and enter the result.

Line 64 – Credit to Your 2019 Tax

Enter the amount you want to credit to your 2019 tax. This amount will reduce your refund.

Lines 65 through 72 – Charitable Contributions

You can make a donation to one or more of the following charities. The amount you donate will reduce your refund or increase your balance due.

To make a donation, check the appropriate box(es) and enter the amount you want to contribute on the corresponding line:

Line 65 – Endangered Wildlife Fund

Line 66 – Children’s Trust Fund

Line 67 – Vietnam Veterans’ Memorial Fund

Line 68 – Breast Cancer Research Fund

Line 69 – U.S.S. New Jersey Educational Museum Fund

Line 70 through 72 – You can donate to up to three of the following funds on these lines. Enter the code number in the boxes provided.

- Drug Abuse Education Fund (01)
- Korean Veterans' Memorial Fund (02)
- Organ and Tissue Donor Awareness Education Fund (03)
- NJ-AIDS Services Fund (04)
- Literacy Volunteers of America – New Jersey Fund (05)
- New Jersey Prostate Cancer Research Fund (06)
- World Trade Center Scholarship Fund (07)
- New Jersey Veterans Haven Support Fund (08)
- Community Food Pantry Fund (09)
- Cat and Dog Spay/Neuter Fund (10)
- New Jersey Lung Cancer Research Fund (11)
- Boys and Girls Clubs in New Jersey Fund (12)
- NJ National Guard State Family Readiness Council Fund (13)
- American Red Cross – NJ Fund (14)
- Girl Scouts Councils in New Jersey Fund (15)
- Homeless Veterans Grant Fund (16)
- Leukemia & Lymphoma Society New Jersey Fund (17)
- Northern New Jersey Veterans Memorial Cemetery Development Fund (18)
- New Jersey Farm to School and School Garden Fund (19)
- Local Library Support Fund (20)
- ALS Association Support Fund (21)
- Fund for the Support of New Jersey Nonprofit Veterans Organizations (22)
- New Jersey Yellow Ribbon Fund (23)
- New for 2018** • Autism Programs Fund (24)
- Boy Scouts Councils in New Jersey Fund (25)
- NJ Memorials to War Veterans Maintenance Fund (26)
- Jersey Fresh Program Fund (27)
- NJ World War II Veterans' Memorial Fund (28)

More information on the charitable funds is available on our website at www.njtaxation.org. See “Charitable Funds” under “Individuals.”

Line 73 – Total Adjustments to Tax Due/Overpayment Amount

Add Lines 64 through 72 and enter the total.

Line 74 – Balance Due

If you have an amount on Line 62, add Lines 62 and 73 and enter the total. See “How to Pay” on page 43. Fill in the oval if you are paying by e-check or credit card.

If you do not file your return or make a payment on time, we may charge you penalties and interest. See page 43.

Line 75 – Refund Amount

If you have an amount on Line 63, subtract Line 73 from Line 63 and enter the result.

You must submit your return to claim a refund. If the refund is \$1 or less, you must enclose a statement requesting it.

Time Period for Refunds. Generally, you have three years from the date the return was due (including extensions) to request a refund.

Claims Against Your Refund (Set-Off/Offset Programs). Your refund can be used to pay debts you owe to:

- The State of New Jersey, including any of its agencies.
- The Internal Revenue Service.
- Another claimant state/city that has a personal income tax set-off agreement with New Jersey.

If we apply your refund or credit to any debts, we will notify you by mail.

Gubernatorial Elections Fund

If you would like to designate \$1 to help candidates for Governor pay campaign expenses, fill in the “Yes” oval. If you are filing a joint return, your spouse can also elect to designate \$1 to this fund. Filling in the “Yes” oval will not reduce your refund or increase the amount you owe.

For more information on the Gubernatorial Public Financing Program, contact the New Jersey Election Law Enforcement Commission at 1-888-313-ELEC (toll-free within New Jersey) or 609-292-8700 or online at www.elec.nj.gov.

Health Insurance

New for 2018 Fill in the appropriate oval to indicate whether you have health insurance coverage on the date you file the return. If you are filing a joint return, also indicate whether your spouse has health insurance coverage. If you claimed an exemption for a domestic partner at Line 6, indicate whether he or she has health insurance coverage.

Coming in 2019

Starting January 2019, you and your family must either have health insurance coverage throughout the year, qualify for an exemption from coverage, or make a payment when you file your 2019 Income Tax return in 2020. Many people already have qualifying health insurance coverage and do not need to do anything more than maintain that coverage in 2019. For more information about the Health Insurance Market Preservation Act (HIMPA), visit our website at www.njtaxation.org. For more information about obtaining health insurance coverage, visit www.state.nj.us/dobi. For more information on applying for an exemption, visit www.healthcare.gov.

Signature

Sign and date your return in blue or black ink. Both spouses must sign a joint return. The signature(s) on the form you file must be original; photocopied signatures are not acceptable. We cannot process a return without the proper signatures and will return it to you. This causes unnecessary processing delays and may result in penalties for late filing.

Driver’s License Number

Enter your Driver’s License or state Non-Driver Identification Card number. Providing this information is voluntary. We may use this information to validate your identity in our effort to combat identity theft and fraudulent filing.

Death Certificate

Fill in the appropriate oval below the signature line if you are enclosing a death certificate.

Don’t Need Forms Mailed to You Next Year?

If you do not need a booklet mailed to you next year, fill in the appropriate oval below the signature line.

Paid Tax Preparer Information

Preparer Authorization. Division of Taxation personnel cannot discuss your return or enclosures with anyone other than you without your written authorization because of the strict provisions of confidentiality. If you want a Division of Taxation representative to discuss your tax return with the person who signed your return as your “Paid Tax Preparer,” fill in the oval above the preparer’s signature line to give your permission.

Tax Preparers

Anyone who prepares a return for a fee must sign the return as a “Paid Preparer” and enter his or her Social Security number or federal preparer tax identification number. Include the company or corporation name and federal identification number, if applicable. A tax preparer who fails to sign the return or provide a tax identification number may incur a \$25 penalty for each omission. Someone who prepares your return but does not charge you should not sign your return.

E-File Mandate. Preparers that reasonably expect to prepare 11 or more individual resident Income Tax returns (including those filed for trusts and estates) during the tax year must use electronic methods to file those returns if an electronic filing option is available. A tax preparer is liable for a penalty of \$50 for each return he or she fails to file electronically when required to do so.

Opting Out of Electronic Filing. If your tax preparer is required to file all returns electronically but you want to file a paper return, you can opt out by enclosing Form NJ-1040-O, E-File Opt-Out Request Form, with your paper return. Both you and your preparer must sign the form, and your preparer must fill in the oval above his or her signature on your return to indicate that Form NJ-1040-O is enclosed.

How to Pay

You can make your payment either electronically (e-check or credit card) or by check or money order. Payments must be postmarked or submitted electronically by April 15, 2019, to avoid penalty and interest charges. If you are paying a balance due for 2018 and also making an estimated tax payment for 2019, make a separate payment for each transaction. If you owe less than \$1, you do not have to make a payment.

Check or Money Order. There is a payment voucher (Form NJ-1040-V) at the front of this booklet. Do not use the preprinted voucher if any information is incorrect. Instead, complete a blank voucher, which is available on our website at www.njtaxation.org.

Make your check or money order payable to State of New Jersey – TGI. Write your Social Security number on the check or money order. If you are filing a joint return, include both Social Security numbers in the same order the names are listed on the return. Send your payment for the balance due with the voucher in the same envelope with your tax return. (See “Where to Mail Your Return” on page 44.)

Electronic Payments. Do not send in the payment voucher if you are paying electronically. When making your payment, you must enter the Social Security number and date of birth of the first person listed on the tax return or your account will not be properly credited.

- **Electronic Check (e-check).** You can have your payment directly withdrawn from your bank account using our online e-check service. This option is available on our website at www.njtaxation.org. If you do not have internet access, you can make an e-check payment by contacting our Customer Service Center or by visiting a Regional Information Center. (See page 62 for phone numbers or addresses.)
- **Credit Card (Processing Fees Apply).** You can use an American Express, Discover, MasterCard, or Visa credit card to make your payment. This option is available on our website (www.njtaxation.org) or by phone (1-888-673-7694). You can also pay by credit card by contacting the Division’s Customer Service or by visiting a Regional Information Center. (See page 62 for phone numbers or addresses.)

Penalties and Interest

If you do not file your return or make your payment on time, we may charge you the following penalties and interest:

- **Late Filing Penalty.** When you file a return after the original or extended due date, we will assess a penalty of 5% per month (or part of a month) up to a maximum of 25% on the outstanding tax balance. You may also be charged a \$100 penalty for each month the return is late.
- **Late Payment Penalty.** When you pay after the filing deadline, you may be charged a 5% penalty on the outstanding balance.
- **Interest.** We will assess interest at an annual rate of 3% above the prime rate each month (or part of a month) the tax is unpaid. At the end of each calendar year, any tax, penalties, and interest remaining unpaid will become part of the balance on which interest is charged. See Technical Bulletin TB-21(R) for current and previous years’ interest rates.

Where to Mail Your Return

Use the envelope in your booklet to mail your NJ-1040, related enclosures, payment voucher, and check or money order for any tax due. Send only one return per envelope. On the envelope flap are preprinted address labels. To mail your return properly:

1. Remove all labels from envelope flap along perforations; and
2. Attach only the correct label to the front of the envelope.

Payment Due Label

Mail returns with tax due (include payment voucher and check or money order, if applicable) to:

State of New Jersey
Division of Taxation
Revenue Processing Center – Payments
PO Box 111
Trenton NJ 08645-0111

Refund Label

Mail returns requesting a refund (or with no tax due) to:

State of New Jersey
Division of Taxation
Revenue Processing Center – Refunds
PO Box 555
Trenton NJ 08647-0555

Do not staple, paper clip, tape, or use any other fastening device for your return and enclosures.

Military Personnel

A member of the Armed Forces whose home of record (domicile) is outside New Jersey does not become a resident of this State when assigned to a duty station here. He or she is a nonresident for Income Tax purposes.

A member of the Armed Forces whose home of record (domicile) is New Jersey is a resident for Income Tax purposes unless he or she is stationed outside New Jersey *and*:

- Paid for and maintained a permanent home outside New Jersey, either by out-of-pocket payments or forfeiture of quarters allowance, and
- Did not maintain a permanent home in New Jersey; and
- Did not spend more than 30 days in New Jersey.

As a New Jersey resident, you are subject to tax on all income, regardless of where it is earned, unless the income is specifically exempt from tax under New Jersey law. You must report your military pay, including combat pay, as taxable income on your return. Military pensions, mustering-out payments, subsistence and housing allowances are exempt.

Death Related to Duty

When a member of the Armed Forces serving in a combat zone or qualified hazardous duty area dies as a result of wounds, disease, or injury received there, no Income Tax is due for the year the death occurred, or for any earlier years served in the zone or area.

Spouses of Military Personnel

If you are a nonmilitary spouse and you were domiciled outside New Jersey when you married (or entered into a civil union with) a member of the Armed Forces, you are not considered a New Jersey resident if:

- The principal reason for moving to this State was the transfer of your military spouse; and
- You maintain a domicile in another state; and
- You intend to leave New Jersey when your military spouse is transferred or leaves the service.

If you meet these requirements, **do not** file Form NJ-1040. You are not subject to tax on wages earned in New Jersey. However, if you had other types of income from New Jersey, or if you had New Jersey tax withheld in error or made estimated payments, you may need to file a New Jersey Nonresident Income Tax Return (Form NJ-1040NR.)

For more information on military spouses, see Tax Topic Bulletin GIT-7, *Military Personnel*.

Military Extensions

If you are not be able to file on time because of distance, injury, or hospitalization as a result of being on active duty with the Armed Forces of the United States, you will automatically receive a six-month extension by enclosing an explanation when filing the return.

Combat Zone. New Jersey allows extensions of time to file Income Tax returns and pay any tax due for members of the Armed Forces and civilians providing support to the Armed Forces serving in an area that has been declared a “combat zone” by executive order of the President of the United States or a “qualified hazardous duty area” by federal statute.

Once you leave the combat zone or qualified hazardous duty area, you have 180 days to file your tax return and pay tax due.

In addition, if you are hospitalized outside New Jersey as a result of injuries you received while serving in a combat zone or qualified hazardous duty area, you have 180 days from the time you leave the hospital or you leave the combat zone or hazardous duty area, whichever is later.

No interest or penalties will be assessed during a valid extension for service in a combat zone or qualified hazardous duty area. This extension also applies to your spouse if you file a joint return.



Enclose a statement of explanation with your return when you file that includes the reason for the extension.

For more information on military personnel, see Tax Topic Bulletin GIT-7, *Military Personnel*.

Deceased Taxpayers

If a person received income in 2018 but died before filing a return, the surviving spouse or personal representative (executor or administrator of an estate or anyone who is in charge of the decedent’s personal property) should file the New Jersey return.

Filing Status. Use the same filing status that was used on the final federal income tax return, unless the decedent was a partner in a civil union. (See “Filing Status” on page 6.)

Name and Address

- *Joint return.* Write the name and address of the decedent and the surviving spouse in the name and address fields. Print “Deceased” and the date of death above the decedent’s name.
- *Other filing status.* Write the decedent’s name in the name field and the personal representative’s name and address in the remaining fields. Print “Deceased” and the date of death above the decedent’s name.

Exemptions and Deductions. Prorate exemptions and deductions only if the decedent was a New Jersey resident for part of the year and a nonresident for part of the year.

Signatures

- *Personal representative.* A personal representative filing on behalf of a deceased taxpayer must sign the return in his or her official capacity. If it is a joint return, the surviving spouse also must sign.
- *No personal representative.* If filing a return when there is no personal representative for the deceased, the surviving spouse signs the return and writes “Filing as Surviving Spouse” or “Filing as Surviving Civil Union Partner” in the signature section.
- *No personal representative and no surviving spouse.* If there is no personal representative and there is no surviving spouse, the person in charge of the decedent’s property must file and sign the return as “Personal Representative.”

If there is a refund due and you want us to issue the check to the decedent’s surviving spouse or estate:

- Enclose a copy of the decedent’s death certificate; and
- Fill in the oval below the signature line.

Who offers Quality, Free or Low-Cost Health Insurance? WE DO!

NJ FAMILYCARE

Affordable health coverage. Quality care.

For income eligible NJ residents
Apply Online www.njfamilycare.org
or CALL 1-800-701-0710
 TTY: 1-800-701-0720
Multilingual operators available

Those not eligible for NJ FamilyCare,
 can apply at the **Marketplace**
www.healthcare.gov
or call 1-800-318-2596
 TTY: 1-855-889-4325

NJ DEPARTMENT OF HUMAN SERVICES

Income in Respect of a Decedent. If you had the right to receive income that the deceased person would have received had he or she lived, and the income was not included on the decedent's final return, you must report it on your own return when you receive it. Include the income on Line 26 as "Other" income.

Amended Returns

File an amended return, Form NJ-1040X, and pay any tax due if:

- You receive an additional tax statement (W-2 or 1099) after filing your return; or
- You find that you made a mistake on your previously filed return; or
- There are any changes in your federal income tax (e.g., federal earned income credit or credit for dependent and child expenses). The amended resident return, Form NJ-1040X, must be filed within 90 days.

After You Complete the Form

- Do not staple, paper clip, tape, or use any other type of fastening device.
- Check name, address, Social Security number, and county/municipality code for accuracy.
- Send only one return per envelope.
- Enclose all supporting documents, forms, and schedules.
- Keep a copy of your return and all supporting documents, schedules, and worksheets until the statute of limitations has expired for each return. Generally, this is three years after the filing date or two years from the date the tax was paid, whichever is later.
- If you filed your original return and need to make changes or correct mistakes, you must file an amended return (NJ-1040X). Do not refile Form NJ-1040.

Privacy Act Notification

The Division of Taxation uses your Social Security number primarily to account for and give credit for tax payments. We also use Social Security numbers to administer and enforce all tax laws for which we are responsible. In addition, the Division is required by law to forward an annual list to the Administrative Office of the Courts containing the names, addresses, and Social Security numbers of individuals who file a New Jersey tax return or Property Tax Credit/Wounded Warrior Caregivers Credit application. This list will be used to avoid duplication of names on jury lists. The Division also is required to transmit to the Department of Human Services (DHS) annually information from New Jersey tax returns that will permit DHS to identify individuals who do not have health insurance and who may be eligible for Medicaid or the NJ FamilyCare program.

Federal/State Tax Agreement

The Division of Taxation and the Internal Revenue Service have entered into a Federal/State Agreement to exchange Income Tax information in order to verify the accuracy and consistency of information reported on federal and New Jersey Income Tax returns.

Fraudulent Return

You may be liable for a penalty up to \$7,500, or imprisonment for three to five years, or both, if you deliberately fail to file a return, file a fraudulent return, or attempt to evade paying your tax.

Use of Form NJ-1040-HW

If you are not required to file Form NJ-1040 because your income was at or below the filing threshold (see page 3), you may be able to use Form NJ-1040-HW to apply for a Property Tax Credit and/or a Wounded Warrior Caregivers Credit.

Property Tax Credit

If you were either a homeowner or a tenant and you met the eligibility requirements for a Property Tax Credit (see page 26), you qualify for a credit of \$50 (\$25 if you and your spouse file separate returns but maintained the same principal residence).

Complete Part I, Form NJ-1040-HW, to apply for the Property Tax Credit ONLY if you:

- Do not file a 2018 Form NJ-1040; and
- Your New Jersey gross income for 2018 was not more than \$20,000, or \$10,000 if your filing status is single or married/CU partner, filing separate return (part-year residents must use income for the *entire* year); and
- You were 65 or older or blind or disabled on the last day of the tax year; and
- You did not own your principal residence in New Jersey on October 1, 2018.

Homeowner on October 1, 2018

If you were a homeowner on October 1, 2018, and met the eligibility requirements, your Property Tax Credit will automatically be included with your Homestead Benefit, as long as you file the Homestead Benefit application.

Wounded Warrior Caregivers Credit

If you provided care for a relative who was a qualifying armed services member, you qualify for a credit of \$675 or the amount of the service member's federal disability compensation, whichever is less. See page 40 for information on who is considered a "relative" and who is considered a "qualifying armed services member."

Complete Part II, Form NJ-1040-HW, to apply for the Wounded Warrior Caregivers Credit ONLY if you:

- Do not file a 2018 Form NJ-1040; and
- Your New Jersey gross income for 2018 was not more than \$20,000, or \$10,000 if your filing status is single or married/CU partner, filing separate return (part-year residents must use income for the *entire* year).

When to File

Residents have until April 15, 2019, to file Form NJ-1040-HW for 2018.

Identification Section

Name and Address

Place the peel-off label from the front of this booklet in the name and address section at the top of the application. **Do not use the label if any of the information is incorrect.** If your label contains incorrect information or you do not have a label, print or type your name (last name first), complete address, and ZIP code in the spaces provided. If you are filing jointly, include your spouse's name.

Fill in the "Change of Address" oval if your address has changed since you last filed a New Jersey return or if any of the address information on your label is incorrect.

Social Security Number

You must enter your Social Security number in the boxes provided on the return, one digit in each box. If you are filing jointly, enter both filers' numbers in the same order as the names. If you (or your spouse) do not have a Social Security number, see "Social Security Number" on page 5 for more information.

County/Municipality Code

Enter the four-digit code of your current residence from the table on page 50. Enter one digit in each box.

Filing Status (Lines 1–5)

You must use the same filing status on Form NJ-1040-HW as you would have used if you had filed a New Jersey Income Tax return. Indicate the appropriate filing status. Fill in only **one** oval. For more information, see “Filing Status” on page 6.

NJ Residency Status (Line 6)

If you were a New Jersey resident for only part of the year, list the month and day in the tax year your residency began and the month and day in the tax year it ended. For example, if you moved to New Jersey August 4, 2018, enter 08/04/18 to 12/31/18.

Part I — Property Tax Credit

Homeowner or Tenant During 2018 (Line 7)

Indicate whether at any time during 2018 you *either* owned or rented a home in New Jersey that you occupied as your principal residence on which property taxes or rent were paid. **Fill in only one oval.** You may be asked to provide proof of property taxes or rent paid on your principal residence at a later time.

If you answer “None” here, you are not eligible for a Property Tax Credit. Do not complete Part I.

Age 65 or Older or Blind or Disabled (Lines 8a and 8b)

Line 8a — Age 65 or Older. Indicate whether you were 65 or older on the last day of the 2018 Tax Year. Fill in the appropriate oval to the right of “Yourself.” If you are filing a joint application, fill in the appropriate oval to the right of “Spouse/CU partner.”

Proof of Age. You must enclose proof of age such as a copy of a birth certificate, driver’s license, or church records the first time you indicate that you (or your spouse) are 65 or older.

Line 8b — Blind or Disabled. Indicate whether you were blind or disabled on the last day of the 2018 Tax Year. Fill in the appropriate oval to the right of “Yourself.” If you are filing a joint application, fill in the appropriate oval to the right of “Spouse/CU partner.”

Proof of Disability. You must enclose a copy of the doctor’s certificate or other medical records evidencing legal blindness or total and permanent disability the first time you indicate that you (or your spouse) are blind or disabled.

Fill in the “Yes” ovals **only if you or your spouse met the qualifications**; they do not apply to your dependents or domestic partner.

If you answer “No” to the questions at Line 8a and Line 8b for both yourself and your spouse/CU partner, do not complete Part I.

Homeowner on October 1, 2018 (Line 9)

If you owned and occupied a home in New Jersey that was your principal residence on October 1, 2018, and property taxes were paid on that home, fill in the “Yes” oval.

If you answer “Yes” here, do not file this application unless you are completing Part II. If you are eligible and file for a 2018 Homestead Benefit, your Property Tax Credit will automatically be included with your Homestead Benefit. Information about the 2018 Homestead Benefit will be posted on the Division’s website (www.njtaxation.org) as it becomes available. Or you can call 1-888-238-1233.

Part II — Wounded Warrior Caregivers Credit

Eligibility (Line 10)

If you provided care for a relative who was a qualifying armed services member, fill in the “Yes” oval. (See page 40 for information on who is considered a “relative” and who is considered a “qualifying armed services member.”) If you answer “Yes,” enter the name and Social Security number of the qualifying service member.

If you answer “No” here, you are not eligible for a Wounded Warrior Caregivers Credit. Do not complete Part II.

Credit Calculation (Lines 11a–11c)

Line 11a — Enter the amount of the 2018 federal disability compensation of the qualifying armed services member for whom you provided care.

Line 11b — The maximum credit is \$675.

Line 11c — Enter the lesser of Line 11a or Line 11b.

Multiple Caregivers (Line 12)

If you were the only caregiver during the tax year for the service member indicated on Line 10, fill in the “Yes” oval. If someone else provided care for the same person, fill in the “No” oval.

If you answer “No” here, enter your percentage of the total care expenses for the year. When two or more people care for the same person, the credit is apportioned based on their share of total care expenses.

Credit Amount (Line 13)

If you answered “Yes” at Line 12, enter the amount from Line 11c. If you answered “No” at Line 12, multiply Line 11c by the percentage on Line 12.

Enclose a copy of your caregiver approval letter with your application. You may be required to submit additional documentation to verify your eligibility.

Health Insurance

Fill in the appropriate oval to indicate whether you have health insurance coverage on the date you file the application. If you are filing a joint application, also indicate whether your spouse has health insurance coverage. If you would have been able to claim an exemption for a domestic partner if you had filed an Income Tax return, indicate whether he or she has health insurance coverage.

Coming in 2019

Starting January 2019, you and your family must either have health insurance coverage throughout the year, qualify for an exemption from coverage, or make a payment when you file your 2019 Income Tax return in 2020. Many people already have qualifying health insurance coverage and do not need to do anything more than maintain that coverage in 2019. For more information about the Health Insurance Market Preservation Act (HIMPA), visit our website at www.njtaxation.org. For more information about obtaining health insurance coverage, visit www.state.nj.us/dobi. For more information on applying for an exemption, visit www.healthcare.gov.

Signature

Sign and date your application in blue or black ink. Both spouses must sign a joint application. The signature(s) on the form you file must be original; photocopied signatures are not acceptable. We cannot process an application without the proper signatures and will return it to you. This may delay the payment of your credit(s).

If you are filing for a deceased taxpayer and you want the Division to issue the check to the decedent’s surviving spouse or estate:

- Enclose a copy of the decedent’s death certificate; and
- Fill in the oval below the signature line.

For information about authorizing the Division of Taxation to discuss your return and enclosures with your paid preparer, see “Preparer Authorization” on page 42.

Where to Mail Your Application

Use the envelope in your booklet to mail Form NJ-1040-HW and related enclosures. **Send only one application per envelope.** Use the return address label from the flap of the envelope addressed to:

State of New Jersey
Division of Taxation
Revenue Processing Center – Refunds
PO Box 555
Trenton NJ 08647-0555

Enter your code in the boxes below the Social Security number boxes on Form NJ-1040 or Form NJ-1040-HW. These codes are for Division of Taxation purposes only. If the place where you live is not listed, go to www.state.nj.us/nj/gov/county/localities.html to get the name of your municipality.

Municipality	Code	Municipality	Code	Municipality	Code	Municipality	Code
ATLANTIC COUNTY							
Absecon City	0101	Ridgewood Village	0251	Gibbsboro Borough	0413	Nutley Township	0716
Atlantic City	0102	River Edge Borough	0252	Gloucester City	0414	Orange City	0717
Brigantine City	0103	River Vale Township	0253	Gloucester Township	0415	Roseland Borough	0718
Buena Borough	0104	Rochelle Park Township	0254	Haddon Township	0416	South Orange Village Twp.	0719
Buena Vista Township	0105	Rockleigh Borough	0255	Haddonfield Borough	0417	Verona Township	0720
Corbin City	0106	Rutherford Borough	0256	Haddon Heights Borough	0418	West Caldwell Township	0721
Egg Harbor City	0107	Saddle Brook Township	0257	Hi-Nella Borough	0419	West Orange Township	0722
Egg Harbor Township	0108	Saddle River Borough	0258	Laurel Springs Borough	0420		
Estell Manor City	0109	South Hackensack Twp.	0259	Lawnside Borough	0421	GLOUCESTER COUNTY	
Folsom Borough	0110	Teaneck Township	0260	Lindenwold Borough	0422	Clayton Borough	0801
Galloway Township	0111	Tenafly Borough	0261	Magnolia Borough	0423	Deptford Township	0802
Hamilton Township	0112	Teterboro Borough	0262	Merchantville Borough	0424	East Greenwich Township	0803
Hammonton Town	0113	Upper Saddle River Bor.	0263	Mount Ephraim Borough	0425	Elk Township	0804
Linwood City	0114	Waldwick Borough	0264	Oaklyn Borough	0426	Franklin Township	0805
Longport Borough	0115	Wallington Borough	0265	Pennsauken Township	0427	Glassboro Borough	0806
Margate City	0116	Washington Township	0266	Pine Hill Borough	0428	Greenwich Township	0807
Mullica Township	0117	Westwood Borough	0267	Pine Valley Borough	0429	Harrison Township	0808
Northfield City	0118	Woodcliff Lake Borough	0268	Runnemede Borough	0430	Logan Township	0809
Pleasantville City	0119	Wood-Ridge Borough	0269	Somerdale Borough	0431	Mantua Township	0810
Port Republic City	0120	Wyckoff Township	0270	Stratford Borough	0432	Monroe Township	0811
Somers Point City	0121			Tavistock Borough	0433	National Park Borough	0812
Ventnor City	0122	BURLINGTON COUNTY		Voorhees Township	0434	Newfield Borough	0813
Weymouth Township	0123	Bass River Township	0301	Waterford Township	0435	Paulsboro Borough	0814
		Beverly City	0302	Winslow Township	0436	Pitman Borough	0815
		Bordentown City	0303	Woodlynne Borough	0437	South Harrison Township	0816
		Bordentown Township	0304			Swedesboro Borough	0817
		Burlington City	0305	CAPE MAY COUNTY			
		Burlington Township	0306	Avalon Borough	0501	Washington Township	0818
		Chesterfield Township	0307	Cape May City	0502	Wenonah Borough	0819
		Cinnaminson Township	0308	Cape May Point Borough	0503	West Deptford Township	0820
		Delanco Township	0309	Dennis Township	0504	Westville Borough	0821
		Delran Township	0310	Lower Township	0505	Woodbury City	0822
		Eastampton Township	0311	Middle Township	0506	Woodbury Heights Borough	0823
		Edgewater Park Township	0312	North Wildwood City	0507	Woolwich Township	0824
		Evesham Township	0313	Ocean City	0508		
		Fieldsboro Borough	0314	Sea Isle City	0509	HUDSON COUNTY	
		Florence Township	0315	Stone Harbor Borough	0510	Bayonne City	0901
		Hainesport Township	0316	Upper Township	0511	East Newark Borough	0902
		Lumberton Township	0317	West Cape May Borough	0512	Guttenberg Town	0903
		Mansfield Township	0318	West Wildwood Borough	0513	Harrison Town	0904
		Maple Shade Township	0319	Wildwood City	0514	Hoboken City	0905
		Medford Township	0320	Wildwood Crest Borough	0515	Jersey City	0906
		Medford Lakes Borough	0321	Woodbine Borough	0516	Kearny Town	0907
		Moorestown Township	0322			North Bergen Township	0908
		Mount Holly Township	0323	CUMBERLAND COUNTY			
		Mount Laurel Township	0324	Bridgeton City	0601	Secaucus Town	0909
		New Hanover Township	0325	Commercial Township	0602	Union City	0910
		North Hanover Township	0326	Deerfield Township	0603	Weehawken Township	0911
		Palmyra Borough	0327	Downe Township	0604	West New York Town	0912
		Pemberton Borough	0328	Fairfield Township	0605		
		Pemberton Township	0329	Greenwich Township	0606	HUNTERDON COUNTY	
		Riverside Township	0330	Hopewell Township	0607	Alexandria Township	1001
		Riverton Borough	0331	Lawrence Township	0608	Bethlehem Township	1002
		Shamong Township	0332	Maurice River Township	0609	Bloomsbury Borough	1003
		Southampton Township	0333	Millville City	0610	Califon Borough	1004
		Springfield Township	0334	Shiloh Borough	0611	Clinton Town	1005
		Tabernacle Township	0335	Stow Creek Township	0612	Clinton Township	1006
		Washington Township	0336	Upper Deerfield Twp.	0613	Delaware Township	1007
		Westampton Township	0337	Vineland City	0614	East Amwell Township	1008
		Willingboro Township	0338			Flemington Borough	1009
		Woodland Township	0339	ESSEX COUNTY			
		Wrightstown Borough	0340	Belleville Township	0701	Franklin Township	1010
				Bloomfield Township	0702	Frenchtown Borough	1011
		CAMDEN COUNTY		Caldwell Borough	0703	Glen Gardner Borough	1012
		Audubon Borough	0401	Cedar Grove Township	0704	Hampton Borough	1013
		Audubon Park Borough	0402	East Orange City	0705	High Bridge Borough	1014
		Barrington Borough	0403	Essex Fells Township	0706	Holland Township	1015
		Bellmawr Borough	0404	Fairfield Township	0707	Kingwood Township	1016
		Berlin Borough	0405	Glen Ridge Borough	0708	Lambertville City	1017
		Berlin Township	0406	Irvington Township	0709	Lebanon Borough	1018
		Brooklawn Borough	0407	Livingston Township	0710	Lebanon Township	1019
		Camden City	0408	Maplewood Township	0711	Milford Borough	1020
		Cherry Hill Township	0409	Millburn Township	0712	Raritan Township	1021
		Chesilhurst Borough	0410	Montclair Township	0713	Readington Township	1022
		Clementon Borough	0411	Newark City	0714	Stockton Borough	1023
		Collingswood Borough	0412	North Caldwell Borough	0715	Tewksbury Township	1024
						Union Township	1025
						West Amwell Township	1026

Enter your code in the boxes below the Social Security number boxes on Form NJ-1040 or Form NJ-1040-HW. These codes are for Division of Taxation purposes only. If the place where you live is not listed, go to www.state.nj.us/nj/gov/county/localities.html to get the name of your municipality.

Municipality	Code	Municipality	Code	Municipality	Code	Municipality	Code
MERCER COUNTY		Monmouth Beach Borough	1334	Lavallette Borough	1516	Watchung Borough	1821
East Windsor Township	1101	Neptune City Borough	1336	Little Egg Harbor Twp.	1517	SUSSEX COUNTY	
Ewing Township	1102	Neptune Township	1335	Long Beach Township	1518	Andover Borough	1901
Hamilton Township	1103	Ocean Township	1337	Manchester Township	1519	Andover Township	1902
Hightstown Borough	1104	Oceanport Borough	1338	Mantoloking Borough	1520	Branchville Borough	1903
Hopewell Borough	1105	Red Bank Borough	1339	Ocean Gate Borough	1522	Byram Township	1904
Hopewell Township	1106	Roosevelt Borough	1340	Ocean Township	1521	Frankford Township	1905
Lawrence Township	1107	Rumson Borough	1341	Pine Beach Borough	1523	Franklin Borough	1906
Pennington Borough	1108	Sea Bright Borough	1342	Plumsted Township	1524	Fredon Township	1907
Princeton	1114	Sea Girt Borough	1343	Point Pleasant Borough	1525	Green Township	1908
Robbinsville Township	1112	Shrewsbury Borough	1344	Pt. Pleasant Beach Borough	1526	Hamburg Borough	1909
Trenton City	1111	Shrewsbury Township	1345	Seaside Heights Borough	1527	Hampton Township	1910
West Windsor Township	1113	Spring Lake Borough	1347	Seaside Park Borough	1528	Hardyston Township	1911
MIDDLESEX COUNTY		Spring Lake Heights Bor.	1348	Ship Bottom Borough	1529	Hopatcong Borough	1912
Carteret Borough	1201	Tinton Falls Borough	1349	South Toms River Borough	1530	Lafayette Township	1913
Cranbury Township	1202	Union Beach Borough	1350	Stafford Township	1531	Montague Township	1914
Dunellen Borough	1203	Upper Freehold Township	1351	Surf City Borough	1532	Newton Town	1915
East Brunswick Township	1204	Wall Township	1352	Toms River Township	1508	Ogdensburg Borough	1916
Edison Township	1205	West Long Branch Borough	1353	Tuckerton Borough	1533	Sandyston Township	1917
Helmetta Borough	1206	MORRIS COUNTY		PASSAIC COUNTY		Sparta Township	1918
Highland Park Borough	1207	Boonton Town	1401	Bloomington Borough	1601	Stanhope Borough	1919
Jamesburg Borough	1208	Boonton Township	1402	Clifton City	1602	Stillwater Township	1920
Metuchen Borough	1209	Butler Borough	1403	Haledon Borough	1603	Sussex Borough	1921
Middlesex Borough	1210	Chatham Borough	1404	Hawthorne Borough	1604	Vernon Township	1922
Milltown Borough	1211	Chatham Township	1405	Little Falls Township	1605	Walpack Township	1923
Monroe Township	1212	Chester Borough	1406	North Haledon Borough	1606	Wantage Township	1924
New Brunswick City	1213	Chester Township	1407	Passaic City	1607	UNION COUNTY	
North Brunswick Township	1214	Denville Township	1408	Paterson City	1608	Berkeley Heights Twp.	2001
Old Bridge Township	1215	Dover Town	1409	Pompton Lakes Borough	1609	Clark Township	2002
Perth Amboy City	1216	East Hanover Township	1410	Prospect Park Borough	1610	Cranford Township	2003
Piscataway Township	1217	Florham Park Borough	1411	Ringwood Borough	1611	Elizabeth City	2004
Plainsboro Township	1218	Hanover Township	1412	Totowa Borough	1612	Fanwood Borough	2005
Sayreville Borough	1219	Harding Township	1413	Wanaque Borough	1613	Garwood Borough	2006
South Amboy City	1220	Jefferson Township	1414	Wayne Township	1614	Hillside Township	2007
South Brunswick Township	1221	Kinnelon Borough	1415	West Milford Township	1615	Kenilworth Borough	2008
South Plainfield Borough	1222	Lincoln Park Borough	1416	Woodland Park Borough	1616	Linden City	2009
South River Borough	1223	Long Hill Township	1430	SALEM COUNTY		Mountainside Borough	2010
Spotswood Borough	1224	Madison Borough	1417	Alloway Township	1701	New Providence Borough	2011
Woodbridge Township	1225	Mendham Borough	1418	Carneys Point Township	1702	Plainfield City	2012
MONMOUTH COUNTY		Mendham Township	1419	Elmer Borough	1703	Rahway City	2013
Aberdeen Township	1301	Mine Hill Township	1420	Elsinboro Township	1704	Roselle Borough	2014
Allenhurst Borough	1302	Montville Township	1421	Lower Alloways Crk. Twp.	1705	Roselle Park Borough	2015
Allentown Borough	1303	Morris Plains Borough	1423	Mannington Township	1706	Scotch Plains Township	2016
Asbury Park City	1304	Morris Township	1422	Oldmans Township	1707	Springfield Township	2017
Atlantic Highlands Borough	1305	Morristown Town	1424	Penns Grove Borough	1708	Summit City	2018
Avon-by-the-Sea Borough	1306	Mountain Lakes Borough	1425	Pennsville Township	1709	Union Township	2019
Belmar Borough	1307	Mt. Arlington Borough	1426	Pilesgrove Township	1710	Westfield Town	2020
Bradley Beach Borough	1308	Mt. Olive Township	1427	Pittsgrove Township	1711	Winfield Township	2021
Brielle Borough	1309	Netcong Borough	1428	Quinton Township	1712	WARREN COUNTY	
Colts Neck Township	1310	Parsippany-Troy Hills Twp.	1429	Salem City	1713	Allamuchy Township	2101
Deal Borough	1311	Pequanock Township	1431	Upper Pittsgrove Twp.	1714	Alpha Borough	2102
Eatontown Borough	1312	Randolph Township	1432	Woodstown Borough	1715	Belvidere Town	2103
Englishtown Borough	1313	Riverdale Borough	1433	SOMERSET COUNTY		Blairstown Township	2104
Fair Haven Borough	1314	Rockaway Borough	1434	Bedminster Township	1801	Franklin Township	2105
Farmingdale Borough	1315	Rockaway Township	1435	Bernards Township	1802	Frelinghuysen Township	2106
Freehold Borough	1316	Roxbury Township	1436	Bernardsville Borough	1803	Greenwich Township	2107
Freehold Township	1317	Victory Gardens Borough	1437	Bound Brook Borough	1804	Hackettstown Town	2108
Hazlet Township	1318	Washington Township	1438	Branchburg Township	1805	Hardwick Township	2109
Highlands Borough	1319	Wharton Borough	1439	Bridgewater Township	1806	Harmony Township	2110
Holmdel Township	1320	OCEAN COUNTY		Far Hills Borough	1807	Hope Township	2111
Howell Township	1321	Barneget Township	1501	Franklin Township	1808	Independence Township	2112
Interlaken Borough	1322	Barneget Light Borough	1502	Green Brook Township	1809	Knowlton Township	2113
Keansburg Borough	1323	Bay Head Borough	1503	Hillsborough Township	1810	Liberty Township	2114
Keyport Borough	1324	Beach Haven Borough	1504	Manville Borough	1811	Lopatcong Township	2115
Lake Como Borough	1346	Beachwood Borough	1505	Millstone Borough	1812	Mansfield Township	2116
Little Silver Borough	1325	Berkeley Township	1506	Montgomery Township	1813	Oxford Township	2117
Loch Arbour Village	1326	Brick Township	1507	North Plainfield Borough	1814	Phillipsburg Town	2119
Long Branch City	1327	Eagleswood Township	1509	Peapack & Gladstone Bor.	1815	Pohatcong Township	2120
Manalapan Township	1328	Harvey Cedars Borough	1510	Raritan Borough	1816	Washington Borough	2121
Manasquan Borough	1329	Island Heights Borough	1511	Rocky Hill Borough	1817	Washington Township	2122
Marlboro Township	1330	Jackson Township	1512	Somerville Borough	1818	White Township	2123
Matawan Borough	1331	Lacey Township	1513	South Bound Brook Bor.	1819		
Middletown Township	1332	Lakehurst Borough	1514	Warren Township	1820		
Millstone Township	1333	Lakewood Township	1515				

2018 New Jersey Tax Table

Use this table if your New Jersey taxable income on Line 40 is less than \$100,000. If your taxable income is \$100,000 or more, you must use the Tax Rate Schedules on page 61.

Example: Mr. and Mrs. Evans are filing a joint return. They checked filing status “2,” married/ CU couple, filing joint return. Their taxable income on Line 40 of Form NJ-1040 is \$39,875. First they find the \$39,850–\$39,900 income line. Next, they find the column for filing status “2” and read down the column. The amount shown where the income line meets the filing status column is \$628. This is the tax amount they will enter on Line 41 of Form NJ-1040.

If Line 40 (taxable income) Is—		And Your Filing Status* Is	
At least	But Less Than	1 or 3	2, 4, or 5
		Your Tax is—	
39,800	39,850	711	627
39,850	39,900	713	628
39,900	39,950	715	629
39,950	40,000	717	630

***Filing Status:**

- 1—Single;
- 2—Married/CU couple, filing joint return;
- 3—Married/CU partner, filing separate return;
- 4—Head of household; or
- 5—Qualifying widow(er)/surviving CU partner.

2018 NEW JERSEY TAX TABLE (NJ-1040)

If Line 40 (New Jersey Taxable Income) Is —		And You Checked Filing Status Line —		If Line 40 (New Jersey Taxable Income) Is —		And You Checked Filing Status Line —		If Line 40 (New Jersey Taxable Income) Is —		And You Checked Filing Status Line —		If Line 40 (New Jersey Taxable Income) Is —		And You Checked Filing Status Line —	
At Least	But Less Than	1 or 3	2, 4, or 5	At Least	But Less Than	1 or 3	2, 4, or 5	At Least	But Less Than	1 or 3	2, 4, or 5	At Least	But Less Than	1 or 3	2, 4, or 5
		Your Tax Is—				Your Tax Is—				Your Tax Is—				Your Tax Is—	
				1,000				2,000				3,000			
0	50	0	0	1,000	1,050	14	14	2,000	2,050	28	28	3,000	3,050	42	42
50	100	1	1	1,050	1,100	15	15	2,050	2,100	29	29	3,050	3,100	43	43
100	150	2	2	1,100	1,150	16	16	2,100	2,150	30	30	3,100	3,150	44	44
150	200	2	2	1,150	1,200	16	16	2,150	2,200	30	30	3,150	3,200	44	44
200	250	3	3	1,200	1,250	17	17	2,200	2,250	31	31	3,200	3,250	45	45
250	300	4	4	1,250	1,300	18	18	2,250	2,300	32	32	3,250	3,300	46	46
300	350	5	5	1,300	1,350	19	19	2,300	2,350	33	33	3,300	3,350	47	47
350	400	5	5	1,350	1,400	19	19	2,350	2,400	33	33	3,350	3,400	47	47
400	450	6	6	1,400	1,450	20	20	2,400	2,450	34	34	3,400	3,450	48	48
450	500	7	7	1,450	1,500	21	21	2,450	2,500	35	35	3,450	3,500	49	49
500	550	7	7	1,500	1,550	21	21	2,500	2,550	35	35	3,500	3,550	49	49
550	600	8	8	1,550	1,600	22	22	2,550	2,600	36	36	3,550	3,600	50	50
600	650	9	9	1,600	1,650	23	23	2,600	2,650	37	37	3,600	3,650	51	51
650	700	9	9	1,650	1,700	23	23	2,650	2,700	37	37	3,650	3,700	51	51
700	750	10	10	1,700	1,750	24	24	2,700	2,750	38	38	3,700	3,750	52	52
750	800	11	11	1,750	1,800	25	25	2,750	2,800	39	39	3,750	3,800	53	53
800	850	12	12	1,800	1,850	26	26	2,800	2,850	40	40	3,800	3,850	54	54
850	900	12	12	1,850	1,900	26	26	2,850	2,900	40	40	3,850	3,900	54	54
900	950	13	13	1,900	1,950	27	27	2,900	2,950	41	41	3,900	3,950	55	55
950	1,000	14	14	1,950	2,000	28	28	2,950	3,000	42	42	3,950	4,000	56	56

2018 NEW JERSEY TAX TABLE (NJ-1040)

If Line 40 (New Jersey Taxable Income) Is —		And You Checked Filing Status Line —		If Line 40 (New Jersey Taxable Income) Is —		And You Checked Filing Status Line —		If Line 40 (New Jersey Taxable Income) Is —		And You Checked Filing Status Line —		If Line 40 (New Jersey Taxable Income) Is —		And You Checked Filing Status Line —	
At Least	But Less Than	1 or 3	2, 4, or 5	At Least	But Less Than	1 or 3	2, 4, or 5	At Least	But Less Than	1 or 3	2, 4, or 5	At Least	But Less Than	1 or 3	2, 4, or 5
Your Tax Is—				Your Tax Is—				Your Tax Is—				Your Tax Is—			
4,000				7,000				10,000				13,000			
4,000	4,050	56	56	7,000	7,050	98	98	10,000	10,050	140	140	13,000	13,050	182	182
4,050	4,100	57	57	7,050	7,100	99	99	10,050	10,100	141	141	13,050	13,100	183	183
4,100	4,150	58	58	7,100	7,150	100	100	10,100	10,150	142	142	13,100	13,150	184	184
4,150	4,200	58	58	7,150	7,200	100	100	10,150	10,200	142	142	13,150	13,200	184	184
4,200	4,250	59	59	7,200	7,250	101	101	10,200	10,250	143	143	13,200	13,250	185	185
4,250	4,300	60	60	7,250	7,300	102	102	10,250	10,300	144	144	13,250	13,300	186	186
4,300	4,350	61	61	7,300	7,350	103	103	10,300	10,350	145	145	13,300	13,350	187	187
4,350	4,400	61	61	7,350	7,400	103	103	10,350	10,400	145	145	13,350	13,400	187	187
4,400	4,450	62	62	7,400	7,450	104	104	10,400	10,450	146	146	13,400	13,450	188	188
4,450	4,500	63	63	7,450	7,500	105	105	10,450	10,500	147	147	13,450	13,500	189	189
4,500	4,550	63	63	7,500	7,550	105	105	10,500	10,550	147	147	13,500	13,550	189	189
4,550	4,600	64	64	7,550	7,600	106	106	10,550	10,600	148	148	13,550	13,600	190	190
4,600	4,650	65	65	7,600	7,650	107	107	10,600	10,650	149	149	13,600	13,650	191	191
4,650	4,700	65	65	7,650	7,700	107	107	10,650	10,700	149	149	13,650	13,700	191	191
4,700	4,750	66	66	7,700	7,750	108	108	10,700	10,750	150	150	13,700	13,750	192	192
4,750	4,800	67	67	7,750	7,800	109	109	10,750	10,800	151	151	13,750	13,800	193	193
4,800	4,850	68	68	7,800	7,850	110	110	10,800	10,850	152	152	13,800	13,850	194	194
4,850	4,900	68	68	7,850	7,900	110	110	10,850	10,900	152	152	13,850	13,900	194	194
4,900	4,950	69	69	7,900	7,950	111	111	10,900	10,950	153	153	13,900	13,950	195	195
4,950	5,000	70	70	7,950	8,000	112	112	10,950	11,000	154	154	13,950	14,000	196	196
5,000				8,000				11,000				14,000			
5,000	5,050	70	70	8,000	8,050	112	112	11,000	11,050	154	154	14,000	14,050	196	196
5,050	5,100	71	71	8,050	8,100	113	113	11,050	11,100	155	155	14,050	14,100	197	197
5,100	5,150	72	72	8,100	8,150	114	114	11,100	11,150	156	156	14,100	14,150	198	198
5,150	5,200	72	72	8,150	8,200	114	114	11,150	11,200	156	156	14,150	14,200	198	198
5,200	5,250	73	73	8,200	8,250	115	115	11,200	11,250	157	157	14,200	14,250	199	199
5,250	5,300	74	74	8,250	8,300	116	116	11,250	11,300	158	158	14,250	14,300	200	200
5,300	5,350	75	75	8,300	8,350	117	117	11,300	11,350	159	159	14,300	14,350	201	201
5,350	5,400	75	75	8,350	8,400	117	117	11,350	11,400	159	159	14,350	14,400	201	201
5,400	5,450	76	76	8,400	8,450	118	118	11,400	11,450	160	160	14,400	14,450	202	202
5,450	5,500	77	77	8,450	8,500	119	119	11,450	11,500	161	161	14,450	14,500	203	203
5,500	5,550	77	77	8,500	8,550	119	119	11,500	11,550	161	161	14,500	14,550	203	203
5,550	5,600	78	78	8,550	8,600	120	120	11,550	11,600	162	162	14,550	14,600	204	204
5,600	5,650	79	79	8,600	8,650	121	121	11,600	11,650	163	163	14,600	14,650	205	205
5,650	5,700	79	79	8,650	8,700	121	121	11,650	11,700	163	163	14,650	14,700	205	205
5,700	5,750	80	80	8,700	8,750	122	122	11,700	11,750	164	164	14,700	14,750	206	206
5,750	5,800	81	81	8,750	8,800	123	123	11,750	11,800	165	165	14,750	14,800	207	207
5,800	5,850	82	82	8,800	8,850	124	124	11,800	11,850	166	166	14,800	14,850	208	208
5,850	5,900	82	82	8,850	8,900	124	124	11,850	11,900	166	166	14,850	14,900	208	208
5,900	5,950	83	83	8,900	8,950	125	125	11,900	11,950	167	167	14,900	14,950	209	209
5,950	6,000	84	84	8,950	9,000	126	126	11,950	12,000	168	168	14,950	15,000	210	210
6,000				9,000				12,000				15,000			
6,000	6,050	84	84	9,000	9,050	126	126	12,000	12,050	168	168	15,000	15,050	210	210
6,050	6,100	85	85	9,050	9,100	127	127	12,050	12,100	169	169	15,050	15,100	211	211
6,100	6,150	86	86	9,100	9,150	128	128	12,100	12,150	170	170	15,100	15,150	212	212
6,150	6,200	86	86	9,150	9,200	128	128	12,150	12,200	170	170	15,150	15,200	212	212
6,200	6,250	87	87	9,200	9,250	129	129	12,200	12,250	171	171	15,200	15,250	213	213
6,250	6,300	88	88	9,250	9,300	130	130	12,250	12,300	172	172	15,250	15,300	214	214
6,300	6,350	89	89	9,300	9,350	131	131	12,300	12,350	173	173	15,300	15,350	215	215
6,350	6,400	89	89	9,350	9,400	131	131	12,350	12,400	173	173	15,350	15,400	215	215
6,400	6,450	90	90	9,400	9,450	132	132	12,400	12,450	174	174	15,400	15,450	216	216
6,450	6,500	91	91	9,450	9,500	133	133	12,450	12,500	175	175	15,450	15,500	217	217
6,500	6,550	91	91	9,500	9,550	133	133	12,500	12,550	175	175	15,500	15,550	217	217
6,550	6,600	92	92	9,550	9,600	134	134	12,550	12,600	176	176	15,550	15,600	218	218
6,600	6,650	93	93	9,600	9,650	135	135	12,600	12,650	177	177	15,600	15,650	219	219
6,650	6,700	93	93	9,650	9,700	135	135	12,650	12,700	177	177	15,650	15,700	219	219
6,700	6,750	94	94	9,700	9,750	136	136	12,700	12,750	178	178	15,700	15,750	220	220
6,750	6,800	95	95	9,750	9,800	137	137	12,750	12,800	179	179	15,750	15,800	221	221
6,800	6,850	96	96	9,800	9,850	138	138	12,800	12,850	180	180	15,800	15,850	222	222
6,850	6,900	96	96	9,850	9,900	138	138	12,850	12,900	180	180	15,850	15,900	222	222
6,900	6,950	97	97	9,900	9,950	139	139	12,900	12,950	181	181	15,900	15,950	223	223
6,950	7,000	98	98	9,950	10,000	140	140	12,950	13,000	182	182	15,950	16,000	224	224

2018 NEW JERSEY TAX TABLE (NJ-1040)

If Line 40 (New Jersey Taxable Income) Is —		And You Checked Filing Status Line —		If Line 40 (New Jersey Taxable Income) Is —		And You Checked Filing Status Line —		If Line 40 (New Jersey Taxable Income) Is —		And You Checked Filing Status Line —		If Line 40 (New Jersey Taxable Income) Is —		And You Checked Filing Status Line —	
At Least	But Less Than	1 or 3	2, 4, or 5	At Least	But Less Than	1 or 3	2, 4, or 5	At Least	But Less Than	1 or 3	2, 4, or 5	At Least	But Less Than	1 or 3	2, 4, or 5
		Your Tax Is—				Your Tax Is—				Your Tax Is—				Your Tax Is—	
16,000				19,000				22,000				25,000			
16,000	16,050	224	224	19,000	19,050	266	266	22,000	22,050	315	315	25,000	25,050	368	368
16,050	16,100	225	225	19,050	19,100	267	267	22,050	22,100	316	316	25,050	25,100	369	369
16,100	16,150	226	226	19,100	19,150	268	268	22,100	22,150	317	317	25,100	25,150	370	370
16,150	16,200	226	226	19,150	19,200	268	268	22,150	22,200	318	318	25,150	25,200	371	371
16,200	16,250	227	227	19,200	19,250	269	269	22,200	22,250	319	319	25,200	25,250	371	371
16,250	16,300	228	228	19,250	19,300	270	270	22,250	22,300	320	320	25,250	25,300	372	372
16,300	16,350	229	229	19,300	19,350	271	271	22,300	22,350	321	321	25,300	25,350	373	373
16,350	16,400	229	229	19,350	19,400	271	271	22,350	22,400	322	322	25,350	25,400	374	374
16,400	16,450	230	230	19,400	19,450	272	272	22,400	22,450	322	322	25,400	25,450	375	375
16,450	16,500	231	231	19,450	19,500	273	273	22,450	22,500	323	323	25,450	25,500	376	376
16,500	16,550	231	231	19,500	19,550	273	273	22,500	22,550	324	324	25,500	25,550	377	377
16,550	16,600	232	232	19,550	19,600	274	274	22,550	22,600	325	325	25,550	25,600	378	378
16,600	16,650	233	233	19,600	19,650	275	275	22,600	22,650	326	326	25,600	25,650	378	378
16,650	16,700	233	233	19,650	19,700	275	275	22,650	22,700	327	327	25,650	25,700	379	379
16,700	16,750	234	234	19,700	19,750	276	276	22,700	22,750	328	328	25,700	25,750	380	380
16,750	16,800	235	235	19,750	19,800	277	277	22,750	22,800	329	329	25,750	25,800	381	381
16,800	16,850	236	236	19,800	19,850	278	278	22,800	22,850	329	329	25,800	25,850	382	382
16,850	16,900	236	236	19,850	19,900	278	278	22,850	22,900	330	330	25,850	25,900	383	383
16,900	16,950	237	237	19,900	19,950	279	279	22,900	22,950	331	331	25,900	25,950	384	384
16,950	17,000	238	238	19,950	20,000	280	280	22,950	23,000	332	332	25,950	26,000	385	385
17,000				20,000				23,000				26,000			
17,000	17,050	238	238	20,000	20,050	280	280	23,000	23,050	333	333	26,000	26,050	385	385
17,050	17,100	239	239	20,050	20,100	281	281	23,050	23,100	334	334	26,050	26,100	386	386
17,100	17,150	240	240	20,100	20,150	282	282	23,100	23,150	335	335	26,100	26,150	387	387
17,150	17,200	240	240	20,150	20,200	283	283	23,150	23,200	336	336	26,150	26,200	388	388
17,200	17,250	241	241	20,200	20,250	284	284	23,200	23,250	336	336	26,200	26,250	389	389
17,250	17,300	242	242	20,250	20,300	285	285	23,250	23,300	337	337	26,250	26,300	390	390
17,300	17,350	243	243	20,300	20,350	286	286	23,300	23,350	338	338	26,300	26,350	391	391
17,350	17,400	243	243	20,350	20,400	287	287	23,350	23,400	339	339	26,350	26,400	392	392
17,400	17,450	244	244	20,400	20,450	287	287	23,400	23,450	340	340	26,400	26,450	392	392
17,450	17,500	245	245	20,450	20,500	288	288	23,450	23,500	341	341	26,450	26,500	393	393
17,500	17,550	245	245	20,500	20,550	289	289	23,500	23,550	342	342	26,500	26,550	394	394
17,550	17,600	246	246	20,550	20,600	290	290	23,550	23,600	343	343	26,550	26,600	395	395
17,600	17,650	247	247	20,600	20,650	291	291	23,600	23,650	343	343	26,600	26,650	396	396
17,650	17,700	247	247	20,650	20,700	292	292	23,650	23,700	344	344	26,650	26,700	397	397
17,700	17,750	248	248	20,700	20,750	293	293	23,700	23,750	345	345	26,700	26,750	398	398
17,750	17,800	249	249	20,750	20,800	294	294	23,750	23,800	346	346	26,750	26,800	399	399
17,800	17,850	250	250	20,800	20,850	294	294	23,800	23,850	347	347	26,800	26,850	399	399
17,850	17,900	250	250	20,850	20,900	295	295	23,850	23,900	348	348	26,850	26,900	400	400
17,900	17,950	251	251	20,900	20,950	296	296	23,900	23,950	349	349	26,900	26,950	401	401
17,950	18,000	252	252	20,950	21,000	297	297	23,950	24,000	350	350	26,950	27,000	402	402
18,000				21,000				24,000				27,000			
18,000	18,050	252	252	21,000	21,050	298	298	24,000	24,050	350	350	27,000	27,050	403	403
18,050	18,100	253	253	21,050	21,100	299	299	24,050	24,100	351	351	27,050	27,100	404	404
18,100	18,150	254	254	21,100	21,150	300	300	24,100	24,150	352	352	27,100	27,150	405	405
18,150	18,200	254	254	21,150	21,200	301	301	24,150	24,200	353	353	27,150	27,200	406	406
18,200	18,250	255	255	21,200	21,250	301	301	24,200	24,250	354	354	27,200	27,250	406	406
18,250	18,300	256	256	21,250	21,300	302	302	24,250	24,300	355	355	27,250	27,300	407	407
18,300	18,350	257	257	21,300	21,350	303	303	24,300	24,350	356	356	27,300	27,350	408	408
18,350	18,400	257	257	21,350	21,400	304	304	24,350	24,400	357	357	27,350	27,400	409	409
18,400	18,450	258	258	21,400	21,450	305	305	24,400	24,450	357	357	27,400	27,450	410	410
18,450	18,500	259	259	21,450	21,500	306	306	24,450	24,500	358	358	27,450	27,500	411	411
18,500	18,550	259	259	21,500	21,550	307	307	24,500	24,550	359	359	27,500	27,550	412	412
18,550	18,600	260	260	21,550	21,600	308	308	24,550	24,600	360	360	27,550	27,600	413	413
18,600	18,650	261	261	21,600	21,650	308	308	24,600	24,650	361	361	27,600	27,650	413	413
18,650	18,700	261	261	21,650	21,700	309	309	24,650	24,700	362	362	27,650	27,700	414	414
18,700	18,750	262	262	21,700	21,750	310	310	24,700	24,750	363	363	27,700	27,750	415	415
18,750	18,800	263	263	21,750	21,800	311	311	24,750	24,800	364	364	27,750	27,800	416	416
18,800	18,850	264	264	21,800	21,850	312	312	24,800	24,850	364	364	27,800	27,850	417	417
18,850	18,900	264	264	21,850	21,900	313	313	24,850	24,900	365	365	27,850	27,900	418	418
18,900	18,950	265	265	21,900	21,950	314	314	24,900	24,950	366	366	27,900	27,950	419	419
18,950	19,000	266	266	21,950	22,000	315	315	24,950	25,000	367	367	27,950	28,000	420	420

2018 NEW JERSEY TAX TABLE (NJ-1040)

If Line 40 (New Jersey Taxable Income) Is —		And You Checked Filing Status Line —		If Line 40 (New Jersey Taxable Income) Is —		And You Checked Filing Status Line —		If Line 40 (New Jersey Taxable Income) Is —		And You Checked Filing Status Line —		If Line 40 (New Jersey Taxable Income) Is —		And You Checked Filing Status Line —	
At Least	But Less Than	1 or 3	2, 4, or 5	At Least	But Less Than	1 or 3	2, 4, or 5	At Least	But Less Than	1 or 3	2, 4, or 5	At Least	But Less Than	1 or 3	2, 4, or 5
		Your Tax Is—				Your Tax Is—				Your Tax Is—				Your Tax Is—	
28,000				31,000				34,000				37,000			
28,000	28,050	420	420	31,000	31,050	473	473	34,000	34,050	525	525	37,000	37,050	613	578
28,050	28,100	421	421	31,050	31,100	474	474	34,050	34,100	526	526	37,050	37,100	615	579
28,100	28,150	422	422	31,100	31,150	475	475	34,100	34,150	527	527	37,100	37,150	617	580
28,150	28,200	423	423	31,150	31,200	476	476	34,150	34,200	528	528	37,150	37,200	619	581
28,200	28,250	424	424	31,200	31,250	476	476	34,200	34,250	529	529	37,200	37,250	620	581
28,250	28,300	425	425	31,250	31,300	477	477	34,250	34,300	530	530	37,250	37,300	622	582
28,300	28,350	426	426	31,300	31,350	478	478	34,300	34,350	531	531	37,300	37,350	624	583
28,350	28,400	427	427	31,350	31,400	479	479	34,350	34,400	532	532	37,350	37,400	626	584
28,400	28,450	427	427	31,400	31,450	480	480	34,400	34,450	532	532	37,400	37,450	627	585
28,450	28,500	428	428	31,450	31,500	481	481	34,450	34,500	533	533	37,450	37,500	629	586
28,500	28,550	429	429	31,500	31,550	482	482	34,500	34,550	534	534	37,500	37,550	631	587
28,550	28,600	430	430	31,550	31,600	483	483	34,550	34,600	535	535	37,550	37,600	633	588
28,600	28,650	431	431	31,600	31,650	483	483	34,600	34,650	536	536	37,600	37,650	634	588
28,650	28,700	432	432	31,650	31,700	484	484	34,650	34,700	537	537	37,650	37,700	636	589
28,700	28,750	433	433	31,700	31,750	485	485	34,700	34,750	538	538	37,700	37,750	638	590
28,750	28,800	434	434	31,750	31,800	486	486	34,750	34,800	539	539	37,750	37,800	640	591
28,800	28,850	434	434	31,800	31,850	487	487	34,800	34,850	539	539	37,800	37,850	641	592
28,850	28,900	435	435	31,850	31,900	488	488	34,850	34,900	540	540	37,850	37,900	643	593
28,900	28,950	436	436	31,900	31,950	489	489	34,900	34,950	541	541	37,900	37,950	645	594
28,950	29,000	437	437	31,950	32,000	490	490	34,950	35,000	542	542	37,950	38,000	647	595
29,000				32,000				35,000				38,000			
29,000	29,050	438	438	32,000	32,050	490	490	35,000	35,050	543	543	38,000	38,050	648	595
29,050	29,100	439	439	32,050	32,100	491	491	35,050	35,100	545	544	38,050	38,100	650	596
29,100	29,150	440	440	32,100	32,150	492	492	35,100	35,150	547	545	38,100	38,150	652	597
29,150	29,200	441	441	32,150	32,200	493	493	35,150	35,200	549	546	38,150	38,200	654	598
29,200	29,250	441	441	32,200	32,250	494	494	35,200	35,250	550	546	38,200	38,250	655	599
29,250	29,300	442	442	32,250	32,300	495	495	35,250	35,300	552	547	38,250	38,300	657	600
29,300	29,350	443	443	32,300	32,350	496	496	35,300	35,350	554	548	38,300	38,350	659	601
29,350	29,400	444	444	32,350	32,400	497	497	35,350	35,400	556	549	38,350	38,400	661	602
29,400	29,450	445	445	32,400	32,450	497	497	35,400	35,450	557	550	38,400	38,450	662	602
29,450	29,500	446	446	32,450	32,500	498	498	35,450	35,500	559	551	38,450	38,500	664	603
29,500	29,550	447	447	32,500	32,550	499	499	35,500	35,550	561	552	38,500	38,550	666	604
29,550	29,600	448	448	32,550	32,600	500	500	35,550	35,600	563	553	38,550	38,600	668	605
29,600	29,650	448	448	32,600	32,650	501	501	35,600	35,650	564	553	38,600	38,650	669	606
29,650	29,700	449	449	32,650	32,700	502	502	35,650	35,700	566	554	38,650	38,700	671	607
29,700	29,750	450	450	32,700	32,750	503	503	35,700	35,750	568	555	38,700	38,750	673	608
29,750	29,800	451	451	32,750	32,800	504	504	35,750	35,800	570	556	38,750	38,800	675	609
29,800	29,850	452	452	32,800	32,850	504	504	35,800	35,850	571	557	38,800	38,850	676	609
29,850	29,900	453	453	32,850	32,900	505	505	35,850	35,900	573	558	38,850	38,900	678	610
29,900	29,950	454	454	32,900	32,950	506	506	35,900	35,950	575	559	38,900	38,950	680	611
29,950	30,000	455	455	32,950	33,000	507	507	35,950	36,000	577	560	38,950	39,000	682	612
30,000				33,000				36,000				39,000			
30,000	30,050	455	455	33,000	33,050	508	508	36,000	36,050	578	560	39,000	39,050	683	613
30,050	30,100	456	456	33,050	33,100	509	509	36,050	36,100	580	561	39,050	39,100	685	614
30,100	30,150	457	457	33,100	33,150	510	510	36,100	36,150	582	562	39,100	39,150	687	615
30,150	30,200	458	458	33,150	33,200	511	511	36,150	36,200	584	563	39,150	39,200	689	616
30,200	30,250	459	459	33,200	33,250	511	511	36,200	36,250	585	564	39,200	39,250	690	616
30,250	30,300	460	460	33,250	33,300	512	512	36,250	36,300	587	565	39,250	39,300	692	617
30,300	30,350	461	461	33,300	33,350	513	513	36,300	36,350	589	566	39,300	39,350	694	618
30,350	30,400	462	462	33,350	33,400	514	514	36,350	36,400	591	567	39,350	39,400	696	619
30,400	30,450	462	462	33,400	33,450	515	515	36,400	36,450	592	567	39,400	39,450	697	620
30,450	30,500	463	463	33,450	33,500	516	516	36,450	36,500	594	568	39,450	39,500	699	621
30,500	30,550	464	464	33,500	33,550	517	517	36,500	36,550	596	569	39,500	39,550	701	622
30,550	30,600	465	465	33,550	33,600	518	518	36,550	36,600	598	570	39,550	39,600	703	623
30,600	30,650	466	466	33,600	33,650	518	518	36,600	36,650	599	571	39,600	39,650	704	623
30,650	30,700	467	467	33,650	33,700	519	519	36,650	36,700	601	572	39,650	39,700	706	624
30,700	30,750	468	468	33,700	33,750	520	520	36,700	36,750	603	573	39,700	39,750	708	625
30,750	30,800	469	469	33,750	33,800	521	521	36,750	36,800	605	574	39,750	39,800	710	626
30,800	30,850	469	469	33,800	33,850	522	522	36,800	36,850	606	574	39,800	39,850	711	627
30,850	30,900	470	470	33,850	33,900	523	523	36,850	36,900	608	575	39,850	39,900	713	628
30,900	30,950	471	471	33,900	33,950	524	524	36,900	36,950	610	576	39,900	39,950	715	629
30,950	31,000	472	472	33,950	34,000	525	525	36,950	37,000	612	577	39,950	40,000	717	630

2018 NEW JERSEY TAX TABLE (NJ-1040)

Table with columns for 'If Line 40 (New Jersey Taxable Income) Is' and 'And You Checked Filing Status Line'. It contains multiple sections for different income brackets (e.g., 40,000 to 42,950) and provides tax values for various filing statuses (1 or 3, 2, 4, or 5).

2018 NEW JERSEY TAX TABLE (NJ-1040)

If Line 40 (New Jersey Taxable Income) Is —		And You Checked Filing Status Line —		If Line 40 (New Jersey Taxable Income) Is —		And You Checked Filing Status Line —		If Line 40 (New Jersey Taxable Income) Is —		And You Checked Filing Status Line —		If Line 40 (New Jersey Taxable Income) Is —		And You Checked Filing Status Line —	
At Least	But Less Than	1 or 3	2, 4, or 5	At Least	But Less Than	1 or 3	2, 4, or 5	At Least	But Less Than	1 or 3	2, 4, or 5	At Least	But Less Than	1 or 3	2, 4, or 5
Your Tax Is—				Your Tax Is—				Your Tax Is—				Your Tax Is—			
52,000				55,000				58,000				61,000			
52,000	52,050	1,382	855	55,000	55,050	1,548	928	58,000	58,050	1,713	1,002	61,000	61,050	1,879	1,075
52,050	52,100	1,385	856	55,050	55,100	1,550	929	58,050	58,100	1,716	1,003	61,050	61,100	1,882	1,076
52,100	52,150	1,387	857	55,100	55,150	1,553	931	58,100	58,150	1,719	1,004	61,100	61,150	1,885	1,078
52,150	52,200	1,390	858	55,150	55,200	1,556	932	58,150	58,200	1,722	1,005	61,150	61,200	1,887	1,079
52,200	52,250	1,393	860	55,200	55,250	1,559	933	58,200	58,250	1,724	1,007	61,200	61,250	1,890	1,080
52,250	52,300	1,396	861	55,250	55,300	1,561	934	58,250	58,300	1,727	1,008	61,250	61,300	1,893	1,081
52,300	52,350	1,398	862	55,300	55,350	1,564	935	58,300	58,350	1,730	1,009	61,300	61,350	1,896	1,082
52,350	52,400	1,401	863	55,350	55,400	1,567	937	58,350	58,400	1,733	1,010	61,350	61,400	1,898	1,084
52,400	52,450	1,404	864	55,400	55,450	1,570	938	58,400	58,450	1,735	1,011	61,400	61,450	1,901	1,085
52,450	52,500	1,407	866	55,450	55,500	1,572	939	58,450	58,500	1,738	1,013	61,450	61,500	1,904	1,086
52,500	52,550	1,410	867	55,500	55,550	1,575	940	58,500	58,550	1,741	1,014	61,500	61,550	1,907	1,087
52,550	52,600	1,412	868	55,550	55,600	1,578	942	58,550	58,600	1,744	1,015	61,550	61,600	1,910	1,089
52,600	52,650	1,415	869	55,600	55,650	1,581	943	58,600	58,650	1,747	1,016	61,600	61,650	1,912	1,090
52,650	52,700	1,418	871	55,650	55,700	1,584	944	58,650	58,700	1,749	1,018	61,650	61,700	1,915	1,091
52,700	52,750	1,421	872	55,700	55,750	1,586	945	58,700	58,750	1,752	1,019	61,700	61,750	1,918	1,092
52,750	52,800	1,423	873	55,750	55,800	1,589	946	58,750	58,800	1,755	1,020	61,750	61,800	1,921	1,093
52,800	52,850	1,426	874	55,800	55,850	1,592	948	58,800	58,850	1,758	1,021	61,800	61,850	1,923	1,095
52,850	52,900	1,429	875	55,850	55,900	1,595	949	58,850	58,900	1,760	1,022	61,850	61,900	1,926	1,096
52,900	52,950	1,432	877	55,900	55,950	1,597	950	58,900	58,950	1,763	1,024	61,900	61,950	1,929	1,097
52,950	53,000	1,434	878	55,950	56,000	1,600	951	58,950	59,000	1,766	1,025	61,950	62,000	1,932	1,098
53,000				56,000				59,000				62,000			
53,000	53,050	1,437	879	56,000	56,050	1,603	953	59,000	59,050	1,769	1,026	62,000	62,050	1,934	1,100
53,050	53,100	1,440	880	56,050	56,100	1,606	954	59,050	59,100	1,771	1,027	62,050	62,100	1,937	1,101
53,100	53,150	1,443	882	56,100	56,150	1,608	955	59,100	59,150	1,774	1,029	62,100	62,150	1,940	1,102
53,150	53,200	1,445	883	56,150	56,200	1,611	956	59,150	59,200	1,777	1,030	62,150	62,200	1,943	1,103
53,200	53,250	1,448	884	56,200	56,250	1,614	958	59,200	59,250	1,780	1,031	62,200	62,250	1,945	1,105
53,250	53,300	1,451	885	56,250	56,300	1,617	959	59,250	59,300	1,782	1,032	62,250	62,300	1,948	1,106
53,300	53,350	1,454	886	56,300	56,350	1,619	960	59,300	59,350	1,785	1,033	62,300	62,350	1,951	1,107
53,350	53,400	1,456	888	56,350	56,400	1,622	961	59,350	59,400	1,788	1,035	62,350	62,400	1,954	1,108
53,400	53,450	1,459	889	56,400	56,450	1,625	962	59,400	59,450	1,791	1,036	62,400	62,450	1,956	1,109
53,450	53,500	1,462	890	56,450	56,500	1,628	964	59,450	59,500	1,793	1,037	62,450	62,500	1,959	1,111
53,500	53,550	1,465	891	56,500	56,550	1,631	965	59,500	59,550	1,796	1,038	62,500	62,550	1,962	1,112
53,550	53,600	1,468	893	56,550	56,600	1,633	966	59,550	59,600	1,799	1,040	62,550	62,600	1,965	1,113
53,600	53,650	1,470	894	56,600	56,650	1,636	967	59,600	59,650	1,802	1,041	62,600	62,650	1,968	1,114
53,650	53,700	1,473	895	56,650	56,700	1,639	969	59,650	59,700	1,805	1,042	62,650	62,700	1,970	1,116
53,700	53,750	1,476	896	56,700	56,750	1,642	970	59,700	59,750	1,807	1,043	62,700	62,750	1,973	1,117
53,750	53,800	1,479	897	56,750	56,800	1,644	971	59,750	59,800	1,810	1,044	62,750	62,800	1,976	1,118
53,800	53,850	1,481	899	56,800	56,850	1,647	972	59,800	59,850	1,813	1,046	62,800	62,850	1,979	1,119
53,850	53,900	1,484	900	56,850	56,900	1,650	973	59,850	59,900	1,816	1,047	62,850	62,900	1,981	1,120
53,900	53,950	1,487	901	56,900	56,950	1,653	975	59,900	59,950	1,818	1,048	62,900	62,950	1,984	1,122
53,950	54,000	1,490	902	56,950	57,000	1,655	976	59,950	60,000	1,821	1,049	62,950	63,000	1,987	1,123
54,000				57,000				60,000				63,000			
54,000	54,050	1,492	904	57,000	57,050	1,658	977	60,000	60,050	1,824	1,051	63,000	63,050	1,990	1,124
54,050	54,100	1,495	905	57,050	57,100	1,661	978	60,050	60,100	1,827	1,052	63,050	63,100	1,992	1,125
54,100	54,150	1,498	906	57,100	57,150	1,664	980	60,100	60,150	1,829	1,053	63,100	63,150	1,995	1,127
54,150	54,200	1,501	907	57,150	57,200	1,666	981	60,150	60,200	1,832	1,054	63,150	63,200	1,998	1,128
54,200	54,250	1,503	909	57,200	57,250	1,669	982	60,200	60,250	1,835	1,056	63,200	63,250	2,001	1,129
54,250	54,300	1,506	910	57,250	57,300	1,672	983	60,250	60,300	1,838	1,057	63,250	63,300	2,003	1,130
54,300	54,350	1,509	911	57,300	57,350	1,675	984	60,300	60,350	1,840	1,058	63,300	63,350	2,006	1,131
54,350	54,400	1,512	912	57,350	57,400	1,677	986	60,350	60,400	1,843	1,059	63,350	63,400	2,009	1,133
54,400	54,450	1,514	913	57,400	57,450	1,680	987	60,400	60,450	1,846	1,060	63,400	63,450	2,012	1,134
54,450	54,500	1,517	915	57,450	57,500	1,683	988	60,450	60,500	1,849	1,062	63,450	63,500	2,014	1,135
54,500	54,550	1,520	916	57,500	57,550	1,686	989	60,500	60,550	1,852	1,063	63,500	63,550	2,017	1,136
54,550	54,600	1,523	917	57,550	57,600	1,689	991	60,550	60,600	1,854	1,064	63,550	63,600	2,020	1,138
54,600	54,650	1,526	918	57,600	57,650	1,691	992	60,600	60,650	1,857	1,065	63,600	63,650	2,023	1,139
54,650	54,700	1,528	920	57,650	57,700	1,694	993	60,650	60,700	1,860	1,067	63,650	63,700	2,026	1,140
54,700	54,750	1,531	921	57,700	57,750	1,697	994	60,700	60,750	1,863	1,068	63,700	63,750	2,028	1,141
54,750	54,800	1,534	922	57,750	57,800	1,700	995	60,750	60,800	1,865	1,069	63,750	63,800	2,031	1,142
54,800	54,850	1,537	923	57,800	57,850	1,702	997	60,800	60,850	1,868	1,070	63,800	63,850	2,034	1,144
54,850	54,900	1,539	924	57,850	57,900	1,705	998	60,850	60,900	1,871	1,071	63,850	63,900	2,037	1,145
54,900	54,950	1,542	926	57,900	57,950	1,708	999	60,900	60,950	1,874	1,073	63,900	63,950	2,039	1,146
54,950	55,000	1,545	927	57,950	58,000	1,711	1,000	60,950	61,000	1,876	1,074	63,950	64,000	2,042	1,147

2018 NEW JERSEY TAX TABLE (NJ-1040)

Table with 16 columns: If Line 40 (New Jersey Taxable Income) Is, And You Checked Filing Status Line, If Line 40 (New Jersey Taxable Income) Is, And You Checked Filing Status Line, If Line 40 (New Jersey Taxable Income) Is, And You Checked Filing Status Line, If Line 40 (New Jersey Taxable Income) Is, And You Checked Filing Status Line, If Line 40 (New Jersey Taxable Income) Is, And You Checked Filing Status Line. Rows include tax brackets from 64,000 to 66,950 and 67,000 to 75,000.

2018 NEW JERSEY TAX TABLE (NJ-1040)

If Line 40 (New Jersey Taxable Income) Is —		And You Checked Filing Status Line —		If Line 40 (New Jersey Taxable Income) Is —		And You Checked Filing Status Line —		If Line 40 (New Jersey Taxable Income) Is —		And You Checked Filing Status Line —		If Line 40 (New Jersey Taxable Income) Is —		And You Checked Filing Status Line —	
At Least	But Less Than	1 or 3	2, 4, or 5	At Least	But Less Than	1 or 3	2, 4, or 5	At Least	But Less Than	1 or 3	2, 4, or 5	At Least	But Less Than	1 or 3	2, 4, or 5
		Your Tax Is—				Your Tax Is—				Your Tax Is—				Your Tax Is—	
76,000				79,000				82,000				85,000			
76,000	76,050	2,717	1,506	79,000	79,050	2,908	1,611	82,000	82,050	3,099	1,757	85,000	85,050	3,290	1,923
76,050	76,100	2,720	1,508	79,050	79,100	2,911	1,613	82,050	82,100	3,102	1,760	85,050	85,100	3,293	1,925
76,100	76,150	2,723	1,509	79,100	79,150	2,914	1,614	82,100	82,150	3,105	1,762	85,100	85,150	3,296	1,928
76,150	76,200	2,726	1,511	79,150	79,200	2,917	1,616	82,150	82,200	3,108	1,765	85,150	85,200	3,299	1,931
76,200	76,250	2,729	1,513	79,200	79,250	2,920	1,618	82,200	82,250	3,111	1,768	85,200	85,250	3,303	1,934
76,250	76,300	2,732	1,515	79,250	79,300	2,924	1,620	82,250	82,300	3,115	1,771	85,250	85,300	3,306	1,936
76,300	76,350	2,736	1,516	79,300	79,350	2,927	1,621	82,300	82,350	3,118	1,773	85,300	85,350	3,309	1,939
76,350	76,400	2,739	1,518	79,350	79,400	2,930	1,623	82,350	82,400	3,121	1,776	85,350	85,400	3,312	1,942
76,400	76,450	2,742	1,520	79,400	79,450	2,933	1,625	82,400	82,450	3,124	1,779	85,400	85,450	3,315	1,945
76,450	76,500	2,745	1,522	79,450	79,500	2,936	1,627	82,450	82,500	3,127	1,782	85,450	85,500	3,319	1,947
76,500	76,550	2,748	1,523	79,500	79,550	2,939	1,628	82,500	82,550	3,131	1,785	85,500	85,550	3,322	1,950
76,550	76,600	2,752	1,525	79,550	79,600	2,943	1,630	82,550	82,600	3,134	1,787	85,550	85,600	3,325	1,953
76,600	76,650	2,755	1,527	79,600	79,650	2,946	1,632	82,600	82,650	3,137	1,790	85,600	85,650	3,328	1,956
76,650	76,700	2,758	1,529	79,650	79,700	2,949	1,634	82,650	82,700	3,140	1,793	85,650	85,700	3,331	1,959
76,700	76,750	2,761	1,530	79,700	79,750	2,952	1,635	82,700	82,750	3,143	1,796	85,700	85,750	3,334	1,961
76,750	76,800	2,764	1,532	79,750	79,800	2,955	1,637	82,750	82,800	3,147	1,798	85,750	85,800	3,338	1,964
76,800	76,850	2,768	1,534	79,800	79,850	2,959	1,639	82,800	82,850	3,150	1,801	85,800	85,850	3,341	1,967
76,850	76,900	2,771	1,536	79,850	79,900	2,962	1,641	82,850	82,900	3,153	1,804	85,850	85,900	3,344	1,970
76,900	76,950	2,774	1,537	79,900	79,950	2,965	1,642	82,900	82,950	3,156	1,807	85,900	85,950	3,347	1,972
76,950	77,000	2,777	1,539	79,950	80,000	2,968	1,644	82,950	83,000	3,159	1,809	85,950	86,000	3,350	1,975
77,000				80,000				83,000				86,000			
77,000	77,050	2,780	1,541	80,000	80,050	2,971	1,646	83,000	83,050	3,162	1,812	86,000	86,050	3,354	1,978
77,050	77,100	2,783	1,543	80,050	80,100	2,975	1,649	83,050	83,100	3,166	1,815	86,050	86,100	3,357	1,981
77,100	77,150	2,787	1,544	80,100	80,150	2,978	1,652	83,100	83,150	3,169	1,818	86,100	86,150	3,360	1,983
77,150	77,200	2,790	1,546	80,150	80,200	2,981	1,655	83,150	83,200	3,172	1,820	86,150	86,200	3,363	1,986
77,200	77,250	2,793	1,548	80,200	80,250	2,984	1,657	83,200	83,250	3,175	1,823	86,200	86,250	3,366	1,989
77,250	77,300	2,796	1,550	80,250	80,300	2,987	1,660	83,250	83,300	3,178	1,826	86,250	86,300	3,369	1,992
77,300	77,350	2,799	1,551	80,300	80,350	2,990	1,663	83,300	83,350	3,182	1,829	86,300	86,350	3,373	1,994
77,350	77,400	2,803	1,553	80,350	80,400	2,994	1,666	83,350	83,400	3,185	1,831	86,350	86,400	3,376	1,997
77,400	77,450	2,806	1,555	80,400	80,450	2,997	1,668	83,400	83,450	3,188	1,834	86,400	86,450	3,379	2,000
77,450	77,500	2,809	1,557	80,450	80,500	3,000	1,671	83,450	83,500	3,191	1,837	86,450	86,500	3,382	2,003
77,500	77,550	2,812	1,558	80,500	80,550	3,003	1,674	83,500	83,550	3,194	1,840	86,500	86,550	3,385	2,006
77,550	77,600	2,815	1,560	80,550	80,600	3,006	1,677	83,550	83,600	3,197	1,843	86,550	86,600	3,389	2,008
77,600	77,650	2,818	1,562	80,600	80,650	3,010	1,680	83,600	83,650	3,201	1,845	86,600	86,650	3,392	2,011
77,650	77,700	2,822	1,564	80,650	80,700	3,013	1,682	83,650	83,700	3,204	1,848	86,650	86,700	3,395	2,014
77,700	77,750	2,825	1,565	80,700	80,750	3,016	1,685	83,700	83,750	3,207	1,851	86,700	86,750	3,398	2,017
77,750	77,800	2,828	1,567	80,750	80,800	3,019	1,688	83,750	83,800	3,210	1,854	86,750	86,800	3,401	2,019
77,800	77,850	2,831	1,569	80,800	80,850	3,022	1,691	83,800	83,850	3,213	1,856	86,800	86,850	3,405	2,022
77,850	77,900	2,834	1,571	80,850	80,900	3,025	1,693	83,850	83,900	3,217	1,859	86,850	86,900	3,408	2,025
77,900	77,950	2,838	1,572	80,900	80,950	3,029	1,696	83,900	83,950	3,220	1,862	86,900	86,950	3,411	2,028
77,950	78,000	2,841	1,574	80,950	81,000	3,032	1,699	83,950	84,000	3,223	1,865	86,950	87,000	3,414	2,030
78,000				81,000				84,000				87,000			
78,000	78,050	2,844	1,576	81,000	81,050	3,035	1,702	84,000	84,050	3,226	1,867	87,000	87,050	3,417	2,033
78,050	78,100	2,847	1,578	81,050	81,100	3,038	1,704	84,050	84,100	3,229	1,870	87,050	87,100	3,420	2,036
78,100	78,150	2,850	1,579	81,100	81,150	3,041	1,707	84,100	84,150	3,233	1,873	87,100	87,150	3,424	2,039
78,150	78,200	2,853	1,581	81,150	81,200	3,045	1,710	84,150	84,200	3,236	1,876	87,150	87,200	3,427	2,041
78,200	78,250	2,857	1,583	81,200	81,250	3,048	1,713	84,200	84,250	3,239	1,878	87,200	87,250	3,430	2,044
78,250	78,300	2,860	1,585	81,250	81,300	3,051	1,715	84,250	84,300	3,242	1,881	87,250	87,300	3,433	2,047
78,300	78,350	2,863	1,586	81,300	81,350	3,054	1,718	84,300	84,350	3,245	1,884	87,300	87,350	3,436	2,050
78,350	78,400	2,866	1,588	81,350	81,400	3,057	1,721	84,350	84,400	3,248	1,887	87,350	87,400	3,440	2,052
78,400	78,450	2,869	1,590	81,400	81,450	3,061	1,724	84,400	84,450	3,252	1,889	87,400	87,450	3,443	2,055
78,450	78,500	2,873	1,592	81,450	81,500	3,064	1,726	84,450	84,500	3,255	1,892	87,450	87,500	3,446	2,058
78,500	78,550	2,876	1,593	81,500	81,550	3,067	1,729	84,500	84,550	3,258	1,895	87,500	87,550	3,449	2,061
78,550	78,600	2,879	1,595	81,550	81,600	3,070	1,732	84,550	84,600	3,261	1,898	87,550	87,600	3,452	2,064
78,600	78,650	2,882	1,597	81,600	81,650	3,073	1,735	84,600	84,650	3,264	1,901	87,600	87,650	3,455	2,066
78,650	78,700	2,885	1,599	81,650	81,700	3,076	1,738	84,650	84,700	3,268	1,903	87,650	87,700	3,459	2,069
78,700	78,750	2,889	1,600	81,700	81,750	3,080	1,740	84,700	84,750	3,271	1,906	87,700	87,750	3,462	2,072
78,750	78,800	2,892	1,602	81,750	81,800	3,083	1,743	84,750	84,800	3,274	1,909	87,750	87,800	3,465	2,075
78,800	78,850	2,895	1,604	81,800	81,850	3,086	1,746	84,800	84,850	3,277	1,912	87,800	87,850	3,468	2,077
78,850	78,900	2,898	1,606	81,850	81,900	3,089	1,749	84,850	84,900	3,280	1,914	87,850	87,900	3,471	2,080
78,900	78,950	2,901	1,607	81,900	81,950	3,092	1,751	84,900	84,950	3,283	1,917	87,900	87,950	3,475	2,083
78,950	79,000	2,904	1,609	81,950	82,000	3,096	1,754	84,950	85,000	3,287	1,920	87,950	88,000	3,478	2,086

2018 NEW JERSEY TAX TABLE (NJ-1040)

If Line 40 (New Jersey Taxable Income) Is —		And You Checked Filing Status Line —		If Line 40 (New Jersey Taxable Income) Is —		And You Checked Filing Status Line —		If Line 40 (New Jersey Taxable Income) Is —		And You Checked Filing Status Line —		If Line 40 (New Jersey Taxable Income) Is —		And You Checked Filing Status Line —	
At Least	But Less Than	1 or 3	2, 4, or 5	At Least	But Less Than	1 or 3	2, 4, or 5	At Least	But Less Than	1 or 3	2, 4, or 5	At Least	But Less Than	1 or 3	2, 4, or 5
		Your Tax Is—				Your Tax Is—				Your Tax Is—				Your Tax Is—	
88,000				91,000				94,000				97,000			
88,000	88,050	3,481	2,088	91,000	91,050	3,672	2,254	94,000	94,050	3,863	2,420	97,000	97,050	4,054	2,586
88,050	88,100	3,484	2,091	91,050	91,100	3,675	2,257	94,050	94,100	3,866	2,423	97,050	97,100	4,057	2,588
88,100	88,150	3,487	2,094	91,100	91,150	3,678	2,260	94,100	94,150	3,870	2,425	97,100	97,150	4,061	2,591
88,150	88,200	3,490	2,097	91,150	91,200	3,682	2,262	94,150	94,200	3,873	2,428	97,150	97,200	4,064	2,594
88,200	88,250	3,494	2,099	91,200	91,250	3,685	2,265	94,200	94,250	3,876	2,431	97,200	97,250	4,067	2,597
88,250	88,300	3,497	2,102	91,250	91,300	3,688	2,268	94,250	94,300	3,879	2,434	97,250	97,300	4,070	2,599
88,300	88,350	3,500	2,105	91,300	91,350	3,691	2,271	94,300	94,350	3,882	2,436	97,300	97,350	4,073	2,602
88,350	88,400	3,503	2,108	91,350	91,400	3,694	2,273	94,350	94,400	3,885	2,439	97,350	97,400	4,077	2,605
88,400	88,450	3,506	2,110	91,400	91,450	3,698	2,276	94,400	94,450	3,889	2,442	97,400	97,450	4,080	2,608
88,450	88,500	3,510	2,113	91,450	91,500	3,701	2,279	94,450	94,500	3,892	2,445	97,450	97,500	4,083	2,610
88,500	88,550	3,513	2,116	91,500	91,550	3,704	2,282	94,500	94,550	3,895	2,448	97,500	97,550	4,086	2,613
88,550	88,600	3,516	2,119	91,550	91,600	3,707	2,285	94,550	94,600	3,898	2,450	97,550	97,600	4,089	2,616
88,600	88,650	3,519	2,122	91,600	91,650	3,710	2,287	94,600	94,650	3,901	2,453	97,600	97,650	4,092	2,619
88,650	88,700	3,522	2,124	91,650	91,700	3,713	2,290	94,650	94,700	3,905	2,456	97,650	97,700	4,096	2,622
88,700	88,750	3,526	2,127	91,700	91,750	3,717	2,293	94,700	94,750	3,908	2,459	97,700	97,750	4,099	2,624
88,750	88,800	3,529	2,130	91,750	91,800	3,720	2,296	94,750	94,800	3,911	2,461	97,750	97,800	4,102	2,627
88,800	88,850	3,532	2,133	91,800	91,850	3,723	2,298	94,800	94,850	3,914	2,464	97,800	97,850	4,105	2,630
88,850	88,900	3,535	2,135	91,850	91,900	3,726	2,301	94,850	94,900	3,917	2,467	97,850	97,900	4,108	2,633
88,900	88,950	3,538	2,138	91,900	91,950	3,729	2,304	94,900	94,950	3,920	2,470	97,900	97,950	4,112	2,635
88,950	89,000	3,541	2,141	91,950	92,000	3,733	2,307	94,950	95,000	3,924	2,472	97,950	98,000	4,115	2,638
89,000				92,000				95,000				98,000			
89,000	89,050	3,545	2,144	92,000	92,050	3,736	2,309	95,000	95,050	3,927	2,475	98,000	98,050	4,118	2,641
89,050	89,100	3,548	2,146	92,050	92,100	3,739	2,312	95,050	95,100	3,930	2,478	98,050	98,100	4,121	2,644
89,100	89,150	3,551	2,149	92,100	92,150	3,742	2,315	95,100	95,150	3,933	2,481	98,100	98,150	4,124	2,646
89,150	89,200	3,554	2,152	92,150	92,200	3,745	2,318	95,150	95,200	3,936	2,483	98,150	98,200	4,127	2,649
89,200	89,250	3,557	2,155	92,200	92,250	3,748	2,320	95,200	95,250	3,940	2,486	98,200	98,250	4,131	2,652
89,250	89,300	3,561	2,157	92,250	92,300	3,752	2,323	95,250	95,300	3,943	2,489	98,250	98,300	4,134	2,655
89,300	89,350	3,564	2,160	92,300	92,350	3,755	2,326	95,300	95,350	3,946	2,492	98,300	98,350	4,137	2,657
89,350	89,400	3,567	2,163	92,350	92,400	3,758	2,329	95,350	95,400	3,949	2,494	98,350	98,400	4,140	2,660
89,400	89,450	3,570	2,166	92,400	92,450	3,761	2,331	95,400	95,450	3,952	2,497	98,400	98,450	4,143	2,663
89,450	89,500	3,573	2,168	92,450	92,500	3,764	2,334	95,450	95,500	3,956	2,500	98,450	98,500	4,147	2,666
89,500	89,550	3,576	2,171	92,500	92,550	3,768	2,337	95,500	95,550	3,959	2,503	98,500	98,550	4,150	2,669
89,550	89,600	3,580	2,174	92,550	92,600	3,771	2,340	95,550	95,600	3,962	2,506	98,550	98,600	4,153	2,671
89,600	89,650	3,583	2,177	92,600	92,650	3,774	2,343	95,600	95,650	3,965	2,508	98,600	98,650	4,156	2,674
89,650	89,700	3,586	2,180	92,650	92,700	3,777	2,345	95,650	95,700	3,968	2,511	98,650	98,700	4,159	2,677
89,700	89,750	3,589	2,182	92,700	92,750	3,780	2,348	95,700	95,750	3,971	2,514	98,700	98,750	4,163	2,680
89,750	89,800	3,592	2,185	92,750	92,800	3,784	2,351	95,750	95,800	3,975	2,517	98,750	98,800	4,166	2,682
89,800	89,850	3,596	2,188	92,800	92,850	3,787	2,354	95,800	95,850	3,978	2,519	98,800	98,850	4,169	2,685
89,850	89,900	3,599	2,191	92,850	92,900	3,790	2,356	95,850	95,900	3,981	2,522	98,850	98,900	4,172	2,688
89,900	89,950	3,602	2,193	92,900	92,950	3,793	2,359	95,900	95,950	3,984	2,525	98,900	98,950	4,175	2,691
89,950	90,000	3,605	2,196	92,950	93,000	3,796	2,362	95,950	96,000	3,987	2,528	98,950	99,000	4,178	2,693
90,000				93,000				96,000				99,000			
90,000	90,050	3,608	2,199	93,000	93,050	3,799	2,365	96,000	96,050	3,991	2,530	99,000	99,050	4,182	2,696
90,050	90,100	3,612	2,202	93,050	93,100	3,803	2,367	96,050	96,100	3,994	2,533	99,050	99,100	4,185	2,699
90,100	90,150	3,615	2,204	93,100	93,150	3,806	2,370	96,100	96,150	3,997	2,536	99,100	99,150	4,188	2,702
90,150	90,200	3,618	2,207	93,150	93,200	3,809	2,373	96,150	96,200	4,000	2,539	99,150	99,200	4,191	2,704
90,200	90,250	3,621	2,210	93,200	93,250	3,812	2,376	96,200	96,250	4,003	2,541	99,200	99,250	4,194	2,707
90,250	90,300	3,624	2,213	93,250	93,300	3,815	2,378	96,250	96,300	4,006	2,544	99,250	99,300	4,198	2,710
90,300	90,350	3,627	2,215	93,300	93,350	3,819	2,381	96,300	96,350	4,010	2,547	99,300	99,350	4,201	2,713
90,350	90,400	3,631	2,218	93,350	93,400	3,822	2,384	96,350	96,400	4,013	2,550	99,350	99,400	4,204	2,715
90,400	90,450	3,634	2,221	93,400	93,450	3,825	2,387	96,400	96,450	4,016	2,552	99,400	99,450	4,207	2,718
90,450	90,500	3,637	2,224	93,450	93,500	3,828	2,389	96,450	96,500	4,019	2,555	99,450	99,500	4,210	2,721
90,500	90,550	3,640	2,227	93,500	93,550	3,831	2,392	96,500	96,550	4,022	2,558	99,500	99,550	4,213	2,724
90,550	90,600	3,643	2,229	93,550	93,600	3,834	2,395	96,550	96,600	4,026	2,561	99,550	99,600	4,217	2,727
90,600	90,650	3,647	2,232	93,600	93,650	3,838	2,398	96,600	96,650	4,029	2,564	99,600	99,650	4,220	2,729
90,650	90,700	3,650	2,235	93,650	93,700	3,841	2,401	96,650	96,700	4,032	2,566	99,650	99,700	4,223	2,732
90,700	90,750	3,653	2,238	93,700	93,750	3,844	2,403	96,700	96,750	4,035	2,569	99,700	99,750	4,226	2,735
90,750	90,800	3,656	2,240	93,750	93,800	3,847	2,406	96,750	96,800	4,038	2,572	99,750	99,800	4,229	2,738
90,800	90,850	3,659	2,243	93,800	93,850	3,850	2,409	96,800	96,850	4,042	2,575	99,800	99,850	4,233	2,740
90,850	90,900	3,662	2,246	93,850	93,900	3,854	2,412	96,850	96,900	4,045	2,577	99,850	99,900	4,236	2,743
90,900	90,950	3,666	2,249	93,900	93,950	3,857	2,414	96,900	96,950	4,048	2,580	99,900	99,950	4,239	2,746
90,950	91,000	3,669	2,251	93,950	94,000	3,860	2,417	96,950	97,000	4,051	2,583	99,950	100,000	4,242	2,749

New Jersey Tax Rate Schedules 2018

FILING STATUS: Single
Married/CU partner, filing separate return

Table A

		STEP 1	STEP 2	STEP 3	
If Taxable Income (Line 40) is:		Enter Line 40	Multiply Line 40 by:	Subtract	Your Tax
Over	But not over				
\$ 0	\$ 20,000	_____	× .014 = _____	– \$ 0 = _____	
\$ 20,000	\$ 35,000	_____	× .0175 = _____	– \$ 70.00 = _____	
\$ 35,000	\$ 40,000	_____	× .035 = _____	– \$ 682.50 = _____	
\$ 40,000	\$ 75,000	_____	× .05525 = _____	– \$ 1,492.50 = _____	
\$ 75,000	\$ 500,000	_____	× .0637 = _____	– \$ 2,126.25 = _____	
\$ 500,000	\$5,000,000	_____	× .0897 = _____	– \$ 15,126.25 = _____	
\$5,000,000	and over	_____	× .1075 = _____	– \$104,126.25 = _____	

FILING STATUS: Married/CU couple, filing joint return
Head of household
Qualifying widow(er)/surviving CU partner

Table B

		STEP 1	STEP 2	STEP 3	
If Taxable Income (Line 40) is:		Enter Line 40	Multiply Line 40 by:	Subtract	Your Tax
Over	But not over				
\$ 0	\$ 20,000	_____	× .014 = _____	– \$ 0 = _____	
\$ 20,000	\$ 50,000	_____	× .0175 = _____	– \$ 70.00 = _____	
\$ 50,000	\$ 70,000	_____	× .0245 = _____	– \$ 420.00 = _____	
\$ 70,000	\$ 80,000	_____	× .035 = _____	– \$ 1,154.50 = _____	
\$ 80,000	\$ 150,000	_____	× .05525 = _____	– \$ 2,775.00 = _____	
\$ 150,000	\$ 500,000	_____	× .0637 = _____	– \$ 4,042.50 = _____	
\$ 500,000	\$5,000,000	_____	× .0897 = _____	– \$ 17,042.50 = _____	
\$5,000,000	and over	_____	× .1075 = _____	– \$106,042.50 = _____	

When You Need Information...

by phone...

Call our Automated Tax Information System

1-800-323-4400 – (within NJ, NY, PA, DE, and MD) or **609-826-4400**. Touch-tone phones only.

- ◆ Listen to recorded tax information on many topics.
- ◆ Order certain forms and publications through our message system.
- ◆ Get information on 2018 refunds from ARIS, our Automated Refund Inquiry System, 7 days a week (hours may vary).

Contact our Customer Service Center

609-292-6400 – Speak directly to a representative for tax information and assistance. See website for hours of operation.

Text Telephone Service (TTY/TDD) for Hearing-Impaired Users

1-800-286-6613 – (toll-free within NJ, NY, PA, DE, and MD) or **609-984-7300**. These numbers are accessible *only* from TTY devices.

- ◆ Submit a text message on any New Jersey tax matter.
- ◆ Receive a reply through NJ Relay Services (711).

online...

Visit the New Jersey Division of Taxation Website

Many State tax forms and publications are available on our website at:

www.njtaxation.org

You can also reach us by email with general State tax questions at:

nj.taxation@treas.nj.gov

Do not include confidential information such as Social Security or federal tax identification numbers, liability or payment amounts, dates of birth, or bank account numbers in your email.

Subscribe to *NJ Tax E-News*, the Division of Taxation's online information service, at:

www.state.nj.us/treasury/taxation/listservic.shtml

in person...

Visit a Regional Information Center

Regional Information Centers provide individual assistance at various locations throughout the State. Call the Automated Tax Information System or visit our website for the address of the center nearest you.

To Get Forms...

- ◆ Call New Jersey's Forms Request System at 1-800-323-4400 (within NJ, NY, PA, DE, and MD) or 609-826-4400. Touch-tone phones only
- ◆ Visit our website at:
<https://www.state.nj.us/treasury/taxation/prntgit.shtml>
- ◆ Write to: NJ Division of Taxation
Taxpayer Forms Services
PO Box 269
Trenton, NJ 08695-0269

Who Can Help...

Trained volunteers in the VITA (Volunteer Income Tax Assistance) and TCE (Tax Counseling for the Elderly) programs are available to help prepare both federal and State returns at locations throughout New Jersey. For the location nearest you, contact the Division's Customer Service Center at 609-292-6400 or the Internal Revenue Service.

New Jersey Earned Income Tax Credit...

Call the Customer Service Center

609-292-6400 – See website for hours of operation.

NJ TaxTalk

TaxTalk provides recorded information on many New Jersey tax topics and is available 24 hours a day, 7 days a week. Select the 3-digit number of the topic you want to hear. Then, from a touch-tone phone, call 1-800-

323-4400 (within NJ, NY, PA, DE, and MD) or 609-826-4400. Have paper and pencil available to take notes. Additional topics may become available after the printing of this booklet.

TaxTalk – Topic Codes

NJ INCOME TAX INFORMATION FOR INDIVIDUALS

Filing Your New Jersey Return

- 100 Who Must File
- 101 Military Personnel Resident Defined & Income Tax Filing Requirements
- 102 Military Personnel Nonresident Defined & Income Tax Filing Requirements
- 103 How and When to File an Extension
- 104 Military Extensions
- 105 How and When to Amend
- 106 Penalties, Interest & Collection Fees

- 108 Who is Required to Make Estimated Tax Payments
- 110 Interest on Underpayment of Estimated Tax Payments
- 112 Pennsylvania Residents Working in New Jersey/New Jersey Residents Working in Pennsylvania
- 114 Nonresidents
- 115 Nonresidents: Estimated Tax on Income From the Sale or Transfer of New Jersey Real Estate
- 116 Mailing Your Return With Refunds or No Tax Due

- 118 Mailing Your Return With Payments Due
- 119 Mailing Your Property Tax Credit Applications Only (Without NJ-1040 Tax Returns)
- 120 How to Pay

Completing Your New Jersey Return

- 121 Social Security Number
- 122 Filing Status
- 123 Civil Union Partners
- 124 Part-Year Residents
- 128 Deceased Taxpayers
- 130 Personal Exemptions

- 131 Domestic Partnership Exemption
- 132 Dependent Exemptions
- 133 Dependents Attending Colleges Exemptions
- 134 New Jersey Earned Income Tax Credit
- 135 Property Tax Deduction or Credit
- 136 Deductions
- 138 Reporting Wages
- 140 Nontaxable Income
- 142 Reporting Capital Gain Income
- 143 Reporting a Gain From the Sale of a Principal Residence
- 144 Reporting Net Profits From Your Business
- 145 Reporting Distributive Share of Partnership Income
- 146 Reporting Net Pro Rata Share of S Corporation Income
- 147 Use Tax Due on Out-of-State Purchases
- 148 Withholdings and Payments
- 150 Claiming Credit for Income or Wage Tax Paid to Another Jurisdiction
- 152 Claiming Excess Unemployment and Disability

Pension and IRA Information

- 154 Pension Income
- 156 Pension Exclusion
- 157 Employer Post-Retirement Contributions to Section 403(b) Plan
- 158 IRA Distributions
- 160 Establishing Your Roth IRA
- 162 Qualified Distributions From a Roth IRA
- 164 Nonqualified Distributions From a Roth IRA

NJ PROPERTY TAX RELIEF PROGRAMS**Homestead Benefit**

- 228 General Information on the Homestead Benefit for Homeowners
- 231 Homestead Benefit Amounts for Homeowners
- 233 How to Check the Status of Your Homestead Benefit

Senior Freeze/Property Tax Reimbursement

- 216 General Information on the Senior Freeze/Property Tax Reimbursement
- 218 Eligibility Requirements
- 220 How to Apply for a Senior Freeze/Property Tax Reimbursement

Property Tax Deduction or Credit

- 224 General Information on the Property Tax Deduction or Credit

PAPERLESS FILING PROGRAMS**New Jersey WebFile**

- 300 NJ WebFile

New Jersey E-File

- 304 NJ E-File

NJ TAX AND FEE INFORMATION FOR BUSINESSES**Business Registration**

- 400 Starting a Business in NJ
- 401 How to File Taxes and Fees by Phone or Online
- 402 Small Business Workshops
- 404 Electing S Corporation Status
- 410 Ending Your Tax Registration in New Jersey

Income Tax Withholding Information for Businesses

- 412 Reporting and Remitting NJ Income Tax Withheld
- 414 Reconciling Tax Withheld With Form NJ-W-3
- 416 Employee's Withholding Allowance Certificates, Forms W-4 and NJ-W-4
- 420 Withholding New Jersey Income Taxes
- 421 Withholding New Jersey Income Taxes for Contractor Services
- 422 Penalties, Interest & Collection Fees

Sales and Use Tax Information for Businesses

- 424 Collecting Sales Tax
- 426 Use Tax
- 428 Annual Use Tax
- 429 New Jersey Sales and Use Tax EZ File Systems for Filing Forms ST-50/ST-51
- 430 Filing Forms ST-50/ST-51
- 432 Pay Your Taxes Electronically
- 434 Penalties, Interest & Collection Fees
- 442 Urban Enterprise Zone

Lease and Rental Information for Businesses

- 444 Lease and Rental Transactions
- 448 Domestic Security Fee

Other Fees and Taxes

- 449 9-1-1 System and Emergency Response Fee
- 454 Domestic Security Fee
- 456 Hotel/Motel State Occupancy Fee and Municipal Occupancy Tax
- 458 Litter Control Fee
- 459 Motor Vehicle Tire Fee

CORPORATIONS & PARTNERSHIPS**Corporations**

- 501 Starting a Corporation
- 502 Filing Responsibilities
- 503 Consequences of Not Dissolving a Corporation
- 504 Tax Rates and Accounting Periods
- 506 Electing S Corporation Status

Partnerships

- 508 Partnership Information

- 510 Partnership Filing Requirements
- 511 Prepayment of Partnership Filing Fee

INFORMATION FOR INDIVIDUALS ON SALES & USE TAX AND STATE FEES**General Information on Sales and Use Tax for Individuals**

- 600 General Information on Sales and Use Tax for Individuals

Out-of-State Purchases

- 602 Out-of-State Purchases

Taxability of Leases and Rentals

- 608 Taxability of Leases and Rentals

Other Fees and Taxes

- 609 9-1-1 System and Emergency Response Fee
- 610 Atlantic City Luxury Tax, Sales Tax, and Other Fees
- 612 Atlantic City Casino Hotel Parking Fee
- 614 Cape May County Tourism Tax and Assessment
- 618 Domestic Security Fee
- 620 Hotel/Motel State Occupancy Fee and Municipal Occupancy Tax
- 621 Motor Vehicle Tire Fee

OTHER NJ TAX INFORMATION**New Jersey Division of Taxation Regional Offices**

- 702 Camden Office
- 704 Fair Lawn Office
- 705 Neptune Office
- 706 Newark Office
- 708 Northfield Office
- 710 Somerville Office
- 712 Trenton Office

Income Tax Refund Information

- 713 How to Check the Status of Your Income Tax Refund

Other Ways to Contact the Division

- 714 Other Ways to Contact the Division

Taxpayers' Bill of Rights

- 718 Taxpayers' Bill of Rights

CATCH Program/Citizens Against Tax Cheats

- 720 CATCH Program

Inheritance and Estate Tax

- 722 Inheritance and Estate Tax

Identity Theft

- 726 Identity Theft

- A Accounting Method 8**
 Address Label **5, 47**
 Age, Exemption for **7**
 Alimony **20, 25**
 Alternative Business Calculation
 Adjustment **25**
 Amended Returns **46**
 Amount You Owe **41**
 Annuities **14, 17**
 Archer MSAs **9, 24**
 Awards, Prizes **20**
- B Basis 13**
 Beneficiaries **20, 46**
 Blindness, Exemption for **7**
 Business Income **13, 18**
- C Cafeteria Plans 9**
 Capital Gains and Losses **13**
 Capital Gains Distributions **12, 13**
 Child and Dependent Care Credit **36**
 Child Support **9**
 Civil Unions **5, 6**
 Commuter Transportation Benefits **9**
 Contributions to NJ Charitable Funds **40**
 County/Municipality Code **5, 29, 47, 50**
 Credit for Taxes Paid to Other Jurisdictions
32
 Credit From 2017 Return **38**
- D Deceased Taxpayers 45**
 Dependents **7**
 Disability—
 Exemption for **7**
 Income **9, 14**
 Disability Insurance Contributions, Excess
 Withheld **39**
 Dividends **12**
 Domestic Partnership **6**
 Domicile **5**
 Driver's License Number **42**
- E Early Retirement Benefits 14**
 Earned Income Tax Credit **39**
 Electronic Filing, Opting Out **43**
 Employee Business Expenses **10**
 Estates **20**
 Estimated Tax **38**
 Exemptions **6, 24**
 Extension of Time to File **4**
 Military **44**
- F Family Leave Insurance Benefits 9**
 Family Leave Insurance Contributions,
 Excess Withheld **39**
 Federal/State Tax Agreement **46**
 Filing Requirements **3**
 Filing Status **6**
 Fiscal Year Filers **6**
 401(k) Plans **17**
 Fraudulent Return **46**
- G Gains and Losses From Disposition of
 Property 13**
 Gambling Winnings **20**
 General Rule Method **15, 17**
 Gold Star Family Counseling Credit **37**
 Gubernatorial Elections Fund Check-Off
42
- H Health Enterprise Zone Deduction 25**
 Health Insurance Coverage **8, 42, 49**
 Home, Sale of **13**
 How to Pay **43**
- I Income—**
 Defined **8**
 Exclusions **21, 22**
 Exempt **9**
 In Respect of Decedent **20, 46**
 Installment Sales **13**
 Interest Income **8, 9, 11, 12**
 Interest on Tax Due **43**
 Interest on Underpayment of Estimated
 Tax **37**
 IRA—
 Roth **17**
 Withdrawals **14, 17**
- K Keogh Plan 14**
- L Lottery Winnings 20**
 Lump-Sum Distributions **15, 17, 34**
- M Meals and Lodging 10**
 Medical Expenses **24**
 Military Personnel (and Spouses) **44**
 Pensions, Military **14**
 Moving Expenses **10**
 Mutual Funds, Reporting Dividends From
12
- N New York, Income From 34**
- O Other Retirement Income Exclusion 22**
- P Part-Year Residents 5**
 Partners and Partnerships **18, 19**
 Penalties—
 Early Withdrawal of Savings **12**
 On Tax Due **43**
 Pennsylvania, Income From **32**
 Pensions **14, 17**
 Philadelphia, Income From **34**
 Postmark Date **4**
 Principal Residence **5**
 Privacy Act Notification **46**
 Prizes, Awards **20**
 Property Tax Credit **25, 33, 38**
 Application **47**
 Property Tax Deduction **25, 30, 33**
- Q Qualified Conservation Contributions 25**
- R Refunds 41**
 Inquiry System **62**
 Rental Income **18, 19**
 Residence Furnished by Employer **10, 21**
 Residency Period **5, 48**
 Retirement/Pension Exclusion **21**
 Rollovers **15**
 Roth IRAs **17**
 Rounding **4**
 Royalties **18, 19**
- S S Corporations 18, 19, 34**
 Sale of Home **13**
 Scholarships and Fellowships **20**
 Self-Employed Health Insurance
 Deduction **24**
 Sheltered Workshop Tax Credit **37**
 Sick Pay **9, 11**
 Signatures **42, 49**
 Social Security Number **5, 8, 47**
 Social Security Benefits—
 Exclusion for Persons not Receiving **22**
 Taxability of **9**
 Statutory Employees **10**
 Students—
 Dependents Attending Colleges **7**
- T Tax—**
 Preparers **42**
 Rate Schedules **61**
 Table **52**
 Withheld **38**
 Tax Assistance **62**
 Taxpayers' Bill of Rights **Inside Back
 Cover**
 TaxTalk **62**
 Three-Year Rule Method **15, 17**
 Trusts **20**
- U UI/WF/SWF, Excess Withheld 39**
 Unemployment Compensation **9**
 Use Tax **37**
- V Veteran, Exemption for 7**
- W Wage and Tax Statement (W-2) 11**
 Wages **10**
 When to File **4, 47**
 Where to Mail Your Return/Application
44, 49
 Which Form to File **3**
 Who Must File **3**
 Wounded Warrior Caregivers Credit **40**
 Application **47**

Taxpayers' Bill of Rights

The New Jersey Taxpayers' Bill of Rights simplifies tax administration and ensures that all taxpayers are better informed and receive fair and equitable treatment during the tax collection process. Highlights of the Taxpayers' Bill of Rights include:

Service–

- Division must respond to taxpayers' questions within a reasonable time period.
- Notices of taxes and penalties due must clearly identify the purpose of the notice and must contain information about appeal procedures.

Appeals–

- Time to appeal to the Tax Court is generally 90 days.

Interest on Refunds–

- Interest is paid at the prime rate on refunds for all taxes when the Division takes more than six months to send you a refund.
- You can request that your overpayment of this year's tax be credited towards next year's tax liability; however, interest will not be paid on overpayments that are credited forward.

For more information on the rights and obligations of both taxpayers and the Division of Taxation under the Taxpayers' Bill of Rights, see publication ANJ-1, *New Jersey Taxpayers' Bill of Rights*.

Senior Gold Prescription Discount Program

Senior Gold Prescription Discount Program (Senior Gold) is a State-funded prescription program that helps eligible residents pay for prescribed legend drugs, insulin, and insulin supplies.

Eligibility Requirements

You are eligible for Senior Gold if you meet the following requirements:

- You are a New Jersey resident;
- You are 65 or older **or** you are 18 or older *and* receiving Social Security Title II Disability benefits (you do *not* qualify if you are under age 65 and receiving these benefits on behalf of someone else);
- You meet certain income limits. The annual income limits for 2018 were between \$27,189 and \$37,189 if you are single or between \$33,334 and \$43,334 if you are married or in a civil union (**NOTE:** these limits may change for 2019); and
- If you are Medicare-eligible, you are required to enroll in a Medicare Part D Prescription Drug Plan of your choice. You will be responsible for paying the monthly premium directly to the Medicare Part D plan. You also will be responsible for paying any late enrollment penalty imposed by Medicare for each month you were eligible to enroll in Medicare Part D but did not enroll.

Benefits

Senior Gold helps eligible New Jersey residents pay for prescription drugs, insulin, insulin needles and syringes, and needles for injectable medicines used for the treatment of multiple sclerosis. Only drugs approved by the Food and Drug Administration are covered. Drugs purchased outside the State of New Jersey are not covered, nor is any pharmaceutical product whose manufacturer has not agreed to provide rebates to the State of New Jersey. The Senior Gold card works together with Medicare Part D Prescription Drug Plans. Senior Gold can reduce out-of-pocket expenses associated with participation in Medicare Part D.

Where to Get Information

For more information about the Senior Gold program, call 1-800-792-9745 or visit the Department of Human Services' website at: www.state.nj.us/humanservices/doas/home/seniorgolddetail.html

File Electronically skip the paper

NJWebFile

Visit www.njwebfile.com to prepare your return on our secure website. There's nothing to buy and there are no filing fees.

NJE-File

If you're having a tax preparer do your federal and State income tax returns, ask to have them filed electronically. You can also do it yourself through an online tax preparation website or by using off-the-shelf tax software.

New Jersey Online Filing

Use the free, enhanced, and upgraded New Jersey Online Filing Service to file your 2018 NJ-1040 return. It's simple and easy to follow the instructions, complete your NJ tax return, and file it online. Any resident (or part-year resident) can use it to file their 2018 NJ-1040 for free.

www.njfastfile.com



STATE OF NEW JERSEY
INCOME TAX
NONRESIDENT RETURN

For Tax Year January 1, 2018 - December 31, 2018
Or Other Tax Year Beginning _____, 2018
Ending _____, 2019

5-N

Check box if application for federal extension is attached or enter confirmation number _____

FOR PRIVACY ACT NOTIFICATION SEE INSTRUCTIONS	Your Social Security Number	Last Name, First Name, and Initial (Joint filers enter first name and initial of each - Enter spouse/CU partner last name only if different)			NJ RESIDENCY STATUS If you were a New Jersey resident for ANY part of the taxable year, give the period of New Jersey residency. From _____ MONTH DAY YEAR To _____ MONTH DAY YEAR
	Spouse's/CU Partner's Social Security Number	Home Address (Number and Street, incl. apt. # or rural route) Change of address <input type="checkbox"/>			
	State of Residency (outside NJ)	City, Town, Post Office	State	Zip Code	

FOR PRIVACY ACT NOTIFICATION SEE INSTRUCTIONS	EXEMPTIONS	Filing Status (Check only ONE box)	6. Regular <input checked="" type="checkbox"/> Yourself <input type="checkbox"/> Spouse/ CU Partner <input type="checkbox"/> Domestic Partner	6			
		1. <input type="checkbox"/> Single	7. Age 65 or over <input type="checkbox"/> Yourself <input type="checkbox"/> Spouse/CU Partner	7			
		2. <input type="checkbox"/> Married/CU Couple, filing joint return	8. Blind or Disabled <input type="checkbox"/> Yourself <input type="checkbox"/> Spouse/CU Partner	8			
		3. <input type="checkbox"/> Married/CU Partner, filing separate return	9. Veteran Exemption <input type="checkbox"/> Yourself <input type="checkbox"/> Spouse/CU Partner			9	
		Name and SSN of Spouse/CU Partner	10. Number of your qualified dependent children		10		
		4. <input type="checkbox"/> Head of Household	11. Number of other dependents		11		
		5. <input type="checkbox"/> Qualifying Widow(er)/ Surviving CU Partner	12. Dependents attending colleges (See Instructions)	12			
			13. For Line 13a - Add Lines 6, 7, 8, and 12. For Line 13b - Add Lines 10 and 11. For Line 13c - Enter amount from Line 9.	13a	13b	13c	

DEPENDENT INFORMATION	14. Dependent's Last Name, First Name, Middle Initial	Dependent's Social Security Number	Birth Year
	a _____	_____ / _____ / _____	_____
	b _____	_____ / _____ / _____	_____
	c _____	_____ / _____ / _____	_____
	d _____	_____ / _____ / _____	_____

GUBERNATORIAL ELECTIONS FUND	Do you wish to designate \$1 of your taxes for this fund? If joint return, does your spouse/CU partner wish to designate \$1?	Yes <input type="checkbox"/>	No <input type="checkbox"/>	Note: If you check the "Yes" box(es), it will not increase your tax or reduce your refund.
		Yes <input type="checkbox"/>	No <input type="checkbox"/>	

Driver's License # (Voluntary) <input type="checkbox"/>	State <input type="checkbox"/>	(Column A) AMOUNT OF GROSS INCOME (EVERYWHERE)	(Column B) AMOUNT FROM NEW JERSEY SOURCES
15. Wages, salaries, tips, and other employee compensation Check box if you completed lines 64 through 70 <input type="checkbox"/>		15	15
16. Interest.....		16	16
17. Dividends.....		17	17
18. Net profits from business (Schedule NJ-BUS-1, Part I, Line 4).....		18	18
19. Net gains or income from disposition of property (From Line 63).....		19	19
20. Net gains or income from rents, royalties, patents, and copyrights (Schedule NJ-BUS-1, Part II, Line 4).....		20	20
21. Net gambling winnings (See Instructions)		21	21
22. Pensions, Annuities, and IRA Withdrawals.....		22	22
23. Distributive Share of Partnership Income (Schedule NJ-BUS-1, Part III, Line 4).....		23	23
24. Net pro rata share of S Corporation Income (Schedule NJ-BUS-1, Part IV, Line 4).....		24	24
25. Alimony and separate maintenance payments received		25	25
26. Other - State Nature and Source		26	26
27. TOTAL INCOME (Add Lines 15 through 26)		27	27
28a. Pension Exclusion (See Instructions)		28a	28a
28b. Other Retirement Income Exclusion (See Worksheet and Instructions)		28b	28b
28c. Total Exclusion Amount (Add Line 28a and Line 28b)		28c	28c
29. Gross Income (Subtract Line 28c from Line 27).....		29	29

Name(s) as shown on Form NJ-1040NR	Your Social Security Number
------------------------------------	-----------------------------

PART I	NET GAINS OR INCOME FROM DISPOSITION OF PROPERTY	List the net gains or income, less net loss, derived from the sale, exchange, or other disposition of property including real or personal whether tangible or intangible.
---------------	---	---

(a) Kind of property and description	(b) Date acquired (Mo., day, yr.)	(c) Date sold (Mo., day, yr.)	(d) Gross sales price	(e) Cost or other basis as adjusted (see instructions) and expense of sale	(f) Gain or (loss) (d less e)
60.					

61. Capital Gains Distribution	61	
62. Other Net Gains.....	62	
63. Net Gains (Add Lines 60, 61, and 62) (Enter here and on Line 19) (If Loss, enter ZERO).....	63	

PART II	ALLOCATION OF WAGE AND SALARY INCOME EARNED PARTLY INSIDE AND OUTSIDE NEW JERSEY	(See instructions if compensation depends entirely on volume of business transacted or if other basis of allocation is used.)
----------------	---	---

64. Amount reported on Line 15 in Column A required to be allocated	64	
65. Total days in taxable year	65	
66. Deduct nonworking days (Sundays, Saturdays, holidays, sick leave, vacation, etc.)	66	
67. Total days worked in taxable year (subtract Line 66 from 65)	67	
68. Deduct days worked outside New Jersey.....	68	
69. Days worked in New Jersey (subtract Line 68 from Line 67)	69	

70. ALLOCATION FORMULA $\frac{\text{(Line 69)}}{\text{(Line 67)}} \times \frac{\text{(Line 64)}}{\text{(Enter amount from Line 64)}} = \frac{\text{}}{\text{(Salary earned inside N.J.)}}$ (Include this amount on Line 15, Col. B)

PART III	ALLOCATION OF BUSINESS INCOME TO NEW JERSEY	(See instructions if other than Formula Basis of allocation is used.)
-----------------	--	---

BUSINESS ALLOCATION PERCENTAGE (From Schedule NJ-NR-A)
 Enter below the line number and amount of each item of business income reported in Column A that is required to be allocated and multiply by allocation percentage to determine amount of income from New Jersey sources.

From Line No. _____ \$ _____ x _____ % = \$ _____

From Line No. _____ \$ _____ x _____ % = \$ _____

From Line No. _____ \$ _____ x _____ % = \$ _____

Name(s) as shown on Form NJ-1040NR

Social Security Number

Schedule NJ-BUS-1
(Form NJ-1040NR)New Jersey Gross Income Tax
Business Income Summary Schedule**2018**

Part I Net Profits From Business		List the net profit (loss) from business(es). See Instructions.		
	Business Name	Social Security Number/ Federal EIN	Profit or (Loss)	
1.				
2.				
3.				
4.	Net Profit or (Loss). (Add Lines 1, 2, and 3) (Enter here and on Line 18, Column A. If loss, enter ZERO on Line 18, Column A.)		4.	
Part II Net Gains or Income From Rents, Royalties, Patents, and Copyrights		List the net gains or net income, less net loss, derived from or in the form of rents, royalties, patents, and copyrights. See instructions. Type of Property: 1-Rental real estate 2-Royalties 3-Patents 4-Copyrights		
	Source of Income or Loss. If rental real estate, enter physical address of property.	Social Security Number/ Federal EIN	Type - Enter number from list above	Income or (Loss)
1.				
2.				
3.				
4.	Net Income or (Loss). (Add Lines 1, 2, and 3.) (Enter here and on Line 20, Column A. If loss, enter ZERO on Line 20, Column A.)		4.	
Part III Distributive Share of Partnership Income		List the distributive share of income (loss) from partnership(s). See instructions.		
	Partnership Name	Federal EIN	Share of Partnership Income or (Loss)	Share of tax paid on your behalf by Partnerships (Column D)
1.				
2.				
3.				
4.	Distributive Share of Partnership Income or (Loss). (Add Lines 1, 2, and 3.) (Enter here and on Line 23, Column A. If loss, enter ZERO on Line 23, Column A.)			
5.	Total Share of tax paid on your behalf by Partnerships (Add lines 1, 2, and 3 of Column D.) Enter total here and include on Line 50.			
Part IV Net Pro Rata Share of S Corporation Income		List the pro rata share of income (usable loss) from S corporation(s). See instructions.		
	S Corporation Name	Federal EIN	Pro Rata Share of S Corporation Income or (Usable Loss)	
1.				
2.				
3.				
4.	Net Pro Rata Share of S Corporation Income or (Usable Loss). (Add Lines 1, 2, and 3.) (Enter here and on Line 24, Column A. If loss, enter ZERO on Line 24, Column A.)		4.	

Keep a copy of this schedule for your records

Schedule NJ-BUS-2
(Form NJ-1040NR)New Jersey Gross Income Tax
Alternative Business Calculation Adjustment**2018**

PART I Income (Loss)		Column A		Column B	
		Reportable Regular Business Income		Alternative Business Income (Loss)	
1.	Net Profits From Business	1a.		1b.	
2.	Net Gain or Income From Rents, Royalties, Patents, and Copyrights	2a.		2b.	
3.	Distributive Share of Partnership Income	3a.		3b.	
4.	Net Pro Rata Share of S Corporation Income	4a.		4b.	
5.	Loss Carryforward From Tax Year 2017			5b.	()
6.	Totals	6a.		6b.	
PART II Adjustment Calculation					
7.	Total Regular Business Income	7.			
8.	Total Alternative Business Income/(Loss). (If loss, enter zero)	8.			
9.	Business Increment (Line 7 minus Line 8)	9.			
10.	Adjustment Percentage	10.	0.50		
11.	Alternative Business Calculation Adjustment (Line 9 x 0.50)	11.			
PART III Loss Carryforward to Tax Year 2019					
12.	Loss Carryforward to Tax Year 2019	12.			()

Instructions

- Line 1a. Enter the amount from Line 18, Column A, of Form NJ-1040NR.
- Line 1b. Enter the amount from Part I, Line 4 of Schedule NJ-BUS-1 (Form NJ-1040NR).
- Line 2a. Enter the amount from Line 20, Column A, of Form NJ-1040NR.
- Line 2b. Enter the amount from Part II, Line 4 of Schedule NJ-BUS-1 (Form NJ-1040NR).
- Line 3a. Enter the amount from Line 23, Column A, of Form NJ-1040NR.
- Line 3b. Enter the amount from Part III, Line 4 of Schedule NJ-BUS-1 (Form NJ-1040NR).
- Line 4a. Enter the amount from Line 24, Column A, of Form NJ-1040NR.
- Line 4b. Enter the amount from Part IV, Line 4 of Schedule NJ-BUS-1 (Form NJ-1040NR).
- Line 5b. Enter the amount from Line 12 of your 2017 Schedule NJ-BUS-2 (Form NJ-1040NR).
- Line 6a. Enter the total of Lines 1a through 4a.
- Line 6b. Enter the total of Lines 1b through 5b, netting gains with losses.
- Line 7. Enter the amount from Line 6a of this schedule.
- Line 8. Enter the amount from Line 6b of this schedule. If loss, enter zero here.
- Line 9. Subtract Line 8 from Line 7. If the result is zero, enter zero on Line 11 and on Line 36 of Form NJ-1040NR, and continue with Line 12.
- Line 10. The adjustment percentage for Tax Year 2018 is 50% (0.50).
- Line 11. Multiply the amount on Line 9 by 50% (0.50). Enter here and on Line 36 of Form NJ-1040NR.
- Line 12. If the amount on 6b is a loss, enter the amount of the loss on this line. Otherwise, enter zero.

Keep a copy of this schedule for your records

2018 New Jersey Income Tax Nonresident Return

What You Need To Know:

- Use only blue or black ink.
- Do not staple, paper clip, tape, or use any other fastening device.
- Enter all numbers within the boundaries of each box. Do not use dollar signs or dashes.

Print or type numbers as follows:

1	2	3	4	5	6	7	8	9	0
---	---	---	---	---	---	---	---	---	---

Payment Voucher (Form NJ-1040NR-V)

Use a payment voucher (Form NJ-1040NR-V) only if you owe tax on your 2018 return and you are paying by check or money order. Mail the payment voucher with your check or money order in the same envelope with your tax return. Do not send in the payment voucher if you pay your taxes by e-check or credit card. See “How to Pay” on page 8.

Extension Application (Form NJ-630)

See page 7 for information on filing an application for extension of time to file your return. Mail the completed extension application and any related payment to the address on the front of Form NJ-630.

NOTE: You can file a request for a six-month extension online until 11:59 p.m. on April 15, 2019, at: www.njtaxation.org. If you are required to make a payment with your online extension application, **you must make your payment by e-check or credit card.**

Table of Contents

General Filing Information	3
Who Must File	3
Pennsylvania Residents.....	4
Part-Year Nonresidents.....	4
Military Personnel	6
Extension of Time to File.....	7
How to Pay.....	8
Where to Mail Your Return.....	9
Estimated Tax.....	10
Penalties, Interest, and Collection Fees	11
Taxpayer Identification.....	12
Filing Status.....	12
Exemptions.....	12
Dependents' Information	13
Income.....	14
Pension and Other Retirement Income Exclusions.....	23
Deductions.....	25
Computing Your Tax Liability	26
Payments/Credits	27
Charitable Contributions.....	29
Part I — Disposition of Property	29
Part II — Allocation of Wage and Salary Income.....	31
Part III — Allocation of Business Income to New Jersey.....	31
Schedule NJ-BUS-1 — Business Income Summary.....	31
Tax Table	34
Tax Rate Schedules.....	43
Index.....	44
Assembling Your Return.....	45
Information, Forms, and Assistance	46

Filing Information

- ◆ Your filing status and gross income determine whether you have to file a tax return.
- ◆ Age is not a factor in determining whether you must file. Even minors (including students) and senior citizens must file if they meet the income filing requirements.
- ◆ *Gross income* means reportable income after subtracting exclusions but before subtracting personal exemptions and deductions. It does not include nonreportable (exempt) income. See page 15 for a list of exempt (non-reportable) income.
- ◆ Members of the Armed Forces (and their spouses), see page 6.
- ◆ Part-year nonresidents, see page 4.
- ◆ Compensation paid to Pennsylvania residents employed in New Jersey is not subject to New Jersey Income Tax. See page 4 for more information.

Use the chart to determine whether you must file a return. **This chart is only a guide and may not cover every situation.** If you need help, contact the Division's Customer Service Center (see outside back cover).

Spouse/Civil Union Partner. Any reference in this booklet to a spouse also refers to a spouse who entered into a valid same-sex marriage in another state or foreign nation and a partner in a civil union (CU) recognized under New Jersey law.

Domicile. A domicile is the place you consider your permanent home—the place where you intend to return after a period of absence (e.g., vacation, business assignment, educational leave). You have only one domicile, although you may have more than one place to live. Your domicile does not change until you move to a new location with the intent to establish your permanent home there and to abandon your New Jersey domicile. Moving to a new location, even for a long time, does not change your domicile if you intend to return to New Jersey.

Your home, whether inside or outside New Jersey, is not permanent if you

Who Must File a New Jersey Income Tax Return

You must file a return if –

and your gross income from everywhere for the entire year was more than the filing threshold:

your filing status is:

Single	\$10,000
Married/CU partner, filing separate return	
Married/CU couple, filing joint return	\$20,000
Head of household Qualifying widow(er)/surviving CU partner	

Also file a return if –

- ◆ You had New Jersey Income Tax withheld and are due a refund.
- ◆ You paid New Jersey estimated taxes for 2018 and are due a refund.

Which Form to File

Nonresident — Form NJ-1040NR

- ◆ New Jersey was not your domicile, and you spent 183 days or less here; **or**
- ◆ New Jersey was not your domicile, you spent more than 183 days here, but you did not maintain a *permanent** home here.

Also you may be considered a nonresident for **New Jersey tax purposes** if you were domiciled in New Jersey and you met **all** three of the following conditions for the entire year:

1. You did not maintain a *permanent* home in New Jersey; **and**
2. You did maintain a *permanent* home outside New Jersey; **and**
3. You did not spend more than 30 days in New Jersey.

Part-Year Resident — Form NJ-1040

- ◆ New Jersey was your domicile (permanent legal residence) for part of the year; **or**
- ◆ New Jersey was not your domicile, but you maintained a *permanent** home here for part of the year and spent more than 183 days here. Members of the Armed Forces and their spouses, see page 6.

NOTE: You may have to file both a part-year resident and a part-year nonresident return if you received income from New Jersey sources while you were a nonresident (see page 4).

Full-Year Resident — Form NJ-1040

- ◆ New Jersey was your domicile (permanent legal residence) for the entire year; **or**
- ◆ New Jersey was not your domicile, but you maintained a *permanent** home here for the entire year and spent more than 183 days here. Members of the Armed Forces and their spouses, see page 6.

*A home (whether inside or outside New Jersey) is not permanent if it is maintained only during a temporary period to accomplish a particular purpose. A home used only for vacations is not a permanent home.

maintain it only for a temporary period to accomplish a particular purpose (e.g., temporary job assignment). If New Jersey is your domicile, you are considered a resident for New Jersey tax purposes *unless* you meet all three conditions for nonresident status (see chart). If New Jersey is not your domicile, you are only

considered a New Jersey resident if you maintain a permanent home and spend more than 183 days here.

New Jersey Residents Working/Living Abroad. If New Jersey is your domicile *and* you are considered a New Jersey resident for tax purposes (see chart above), you are subject to tax on income from all

sources (worldwide income) regardless of where you live. New Jersey residents living abroad are subject to the same filing and payment requirements, including estimated payment requirements (see “Estimated Tax” on page 10), as residents living in New Jersey.

Married/Civil Union Couples and Filing Status. If both you and your spouse were nonresidents of New Jersey during the entire tax year, and only one of you had income from New Jersey sources, that spouse can file a separate New Jersey return even if a joint federal return was filed. The spouse with income from New Jersey sources calculates income and exemptions as if a federal married, filing separate return had been filed. You have the option of filing a joint return, but in that case, your joint income would be reported in Column A of Form NJ-1040NR.

If one spouse was a nonresident and the other a resident of New Jersey during the entire tax year and both had income from New Jersey sources, separate New Jersey returns can be filed (the nonresident files a nonresident return and the resident files a resident return). Each calculates income and exemptions as if federal married, filing separate returns had been filed. You have the option of filing a joint resident return, but in that case, your joint income would be taxed as if you both were residents.

Pennsylvania Residents

Income From New Jersey. As a result of the Reciprocal Personal Income Tax Agreement between Pennsylvania and New Jersey, compensation paid to Pennsylvania residents employed in New Jersey is not subject to New Jersey Income Tax. Compensation means salaries, wages, tips, fees, commissions, bonuses, and other remuneration received for services rendered as an employee.

If New Jersey Income Tax was withheld from your wages, you must file a New Jersey nonresident return to get a refund. To stop the withholding of New Jersey Income Tax, complete a New Jersey Employee’s Certificate of Nonresidence in

TAXPAYERS’ BILL OF RIGHTS
<p>The New Jersey Taxpayers’ Bill of Rights simplifies tax administration and ensures that all taxpayers—individuals and businesses alike—are better informed and receive fair and equitable treatment during the tax collection process. Highlights of the Taxpayers’ Bill of Rights include:</p> <p>Service—</p> <ul style="list-style-type: none"> ◆ Division must respond to taxpayers’ questions within a reasonable time period. ◆ Notices of taxes and penalties due must clearly identify the purpose of the notice and must contain information about appeal procedures. <p>Appeals—</p> <ul style="list-style-type: none"> ◆ Time to appeal to the Tax Court is generally 90 days. <p>Interest on Refunds—</p> <ul style="list-style-type: none"> ◆ Interest is paid at the prime rate on refunds for all taxes when the Division takes more than six months to send you a refund. ◆ You can request that your overpayment of this year’s tax be credited towards next year’s tax liability, however, interest will not be paid on overpayments that are credited forward. <p>For more information on the rights and obligations of both taxpayers and the Division of Taxation under the Taxpayers’ Bill of Rights, see publication ANJ-1, <i>New Jersey Taxpayers’ Bill of Rights</i>.</p>

New Jersey (Form NJ-165) and give it to your employer.

The Reciprocal Agreement covers compensation only. If you are self-employed or receive other income (for example, gain from sale of property) that is taxable in both states, you must file a New Jersey nonresident return and report the income received.

Column A. Complete Column A, Lines 15 through 27, showing income from everywhere.

Column B. When Pennsylvania residents complete Column B, employee compensation from New Jersey sources should not be included on Line 15. For Pennsylvania residents Line 15, Column B, is zero, so enter “0.”

Withholdings. If New Jersey Income Tax was withheld, enter the amount from your W-2s on Line 48.

Signed Statement. Pennsylvania residents employed in New Jersey who had New Jersey Income Tax withheld in error must enclose a signed statement declaring the following, “Under penalties of perjury, I affirm that I am a resident of the Commonwealth of Pennsylvania and that, pursuant to an agreement existing between the Commonwealth and the State

of New Jersey, I claim exemption from payment of New Jersey Gross Income Tax on compensation paid to me in the State of New Jersey. I understand that under the agreement between Pennsylvania and New Jersey this information is available to the Commonwealth of Pennsylvania.”

Part-Year Nonresidents

Filing Requirements. If you became a resident of New Jersey or moved out of this State during the year, and your income from all sources for the entire year was more than the filing threshold amount for your filing status (see chart on page 3), you must file a **resident** return and report the portion of the income you received while you were a New Jersey resident.

If you received income from a New Jersey source while you were a nonresident, and your income from all sources for the entire year was more than the filing threshold amount for your filing status (see chart on page 3), you must file a New Jersey **nonresident** return. This is true even if the income reported for your period of nonresidence was equal to or below the threshold.

Part-year nonresidents must prorate all exemptions, deductions, credits, and the pension and other retirement income exclusions to reflect the period covered by each return.

If you are filing to get a refund and your income from all sources for the entire year was equal to or less than the filing threshold amount, you must enclose a copy of your federal return. If you did not file a federal return, include a statement to that effect.

NOTE: If you had any income while you were a resident of New Jersey, you also may need to file a New Jersey resident return. Allocate your withholdings between the resident and nonresident returns. Include only the actual amount withheld while you were a New Jersey resident on your resident return, and include only the amount withheld while you were a nonresident on your nonresident return. For more information, see Form NJ-1040, New Jersey resident return and instructions.

Line 15: Wages

Column A. Enter the portion of your wages earned while you were a nonresident. Include wages from sources both inside and outside New Jersey.

Column B. Enter the portion of your wages from New Jersey sources earned while you were a nonresident (unless you were a Pennsylvania resident).

Other Income

Column A. Enter your interest, dividends, pensions, and all other income from sources both inside and outside New Jersey received while you were a nonresident. Partners and shareholders should see Tax Topic Bulletins GIT-9P, *Income From Partnerships*, or GIT-9S, *Income From S Corporations*, for instructions on reporting distributive share of partnership income and net pro rata share of S corporation income.

Column B. Enter only the income from New Jersey sources that you received while you were a nonresident. Partners and, in general, S corporation shareholders, must prorate the entity's income based on the number of days in the entity's fiscal year that the partner or

AVOIDING COMMON MISTAKES
<p>Check the following items to avoid mistakes that delay returns and refunds.</p> <ul style="list-style-type: none"> ✓ Check name, address, and Social Security number for accuracy. Be sure your Social Security number appears on all documents submitted with your return. Also indicate your state of residency in the space provided. ✓ Use correct form for your tax situation (see chart on page 3). ✓ Use only blue or black ink when completing forms. ✓ Read the instruction booklet before completing the return. ✓ Do not report a loss on Form NJ-1040NR. ✓ Use "STATE WAGES" from Box 16 of your W-2, NOT federal wages. You may need to adjust any amount received from employment outside New Jersey to reflect New Jersey tax law. ✓ Enclose all W-2s with your return. Also enclose 1099-Rs and 1099-MISCs that list NJ withholdings. ✓ Report estimated payments made in connection with the sale or transfer of real property in New Jersey on Line 49, NOT on Line 48. ✓ Complete both Column A and Column B, Lines 15–27. ✓ Use the correct column for your filing status in the Tax Table when calculating tax on Line 41. ✓ Request a refund by completing Line 59. ✓ Enclose all necessary forms, schedules, and other documents with your return (see page 45). ✓ Check your math. ✓ Sign and date your return. Both spouses must sign a joint return. ✓ Enclose a copy of the death certificate and check the box below the signature line if a refund is due and you want the check issued in the name of the surviving spouse or estate (see page 9). ✓ Send only one return per envelope. ✓ Keep a copy of your return and all supporting documents, schedules, and worksheets. ✓ Make changes or correct mistakes to your original return by filing an amended return (see page 10).

shareholder was a nonresident divided by 365 (366 for leap years).

Line 28a: Pension Exclusion. If you were a New Jersey nonresident for only part of the tax year and had total income from all sources for the *entire year* of \$100,000 or less, and you met the other eligibility requirements, you qualify for a pension exclusion. Prorate the exclusion by the number of months you were a New Jersey nonresident. For this calculation, 15 days or more is a month.

Column B. No entry is necessary.

Line 28b: Other Retirement Income Exclusion. If you (and/or your spouse if

filing jointly) were 62 or older on the last day of the tax year, you may qualify to exclude other income on Line 28b. There are two parts to the total exclusion. Part I is the unclaimed portion of your prorated pension exclusion. Part II is a special exclusion for taxpayers who cannot receive Social Security or Railroad Retirement benefits. **Do not complete Worksheet D** to calculate your total exclusion amount. Instead, calculate your total exclusion as follows:

Part I. Total the earned income (wages, net profits from business, partnership income, and S corporation income) you received from all sources for the *entire year*. If this amount was \$3,000 or less

and you did not use your entire *prorated* pension exclusion on Line 28a, you may be able to use the unclaimed pension exclusion on Line 28b if your total income from all sources for the entire year was \$100,000 or less.

Part II. If you cannot receive Social Security or Railroad Retirement benefits, but would have been eligible if you had fully participated in either program, you also may be eligible for an additional exclusion on Line 28b.

For more information, see Tax Topic Bulletin GIT-6, *Part-Year Residents*.

Line 31: Total Exemption Amount. You must prorate your total exemptions based on the number of months you were a New Jersey nonresident. For this calculation, 15 days or more is a month.

$$\text{Total Exemptions} \times \frac{\text{Mos. NJ Nonresident}}{12} = \text{Line 31}$$

See the instructions for Line 31 to calculate the “total exemption” amount to prorate.

Lines 32 through 36: Deductions.

You can deduct the following based on the actual amounts paid during the time you were a nonresident of New Jersey:

- ♦ Medical expenses, qualified Archer medical savings account (MSA) contributions, and health insurance costs of the self-employed (use Worksheet E on page 25);
- ♦ Alimony and separate maintenance payments;
- ♦ Qualified conservation contributions.

In addition, eligible taxpayers may qualify for:

- ♦ A prorated Health Enterprise Zone (HEZ) deduction;
- ♦ An alternative business calculation adjustment based on the business income (losses) reported during their period of nonresidence.

Line 48: Total New Jersey Income Tax Withheld. You must determine from your W-2, W-2G, and/or 1099 statement(s) the amount of New Jersey Income Tax withheld from wages you earned or other payments you received while you were

a nonresident. If your W-2 includes only wages you earned while you were a nonresident, report the total New Jersey tax withheld on the W-2. If your employer combined your resident and nonresident wages on the W-2, include only tax withheld while you were a nonresident of New Jersey.

Line 49: New Jersey Estimated Payments/Credit From 2017 Tax Return.

Enter the amount of estimated payments you made to New Jersey while you were a nonresident. If you made estimated payments both as a resident and as a nonresident, enter only the payments you made to meet your tax liability while you were a nonresident. Also enter any amount you paid to qualify for an extension of time to file.

Part II: Allocation of Wage and Salary Income Earned Partly Inside and

Outside New Jersey. If you must complete Part II, use the total number of days for your *period of nonresidence*. Check the box at Line 15 if you complete this section.

For more information, see Tax Topic Bulletin GIT-6, *Part-Year Residents*.

Military Personnel

Determining Residency

A member of the Armed Forces whose home of record (domicile) is outside New Jersey does not become a resident of this State when assigned to a duty station here. He or she is a *nonresident* for Income Tax purposes.

A member of the Armed Forces whose home of record (domicile) was New Jersey when entering the service remains a *resident* of New Jersey for Income Tax purposes unless he or she qualifies for nonresident status (see chart on page 3). Your domicile does not change when you are temporarily assigned to duty in another state or country.

If your home of record (and domicile) is New Jersey and you are stationed outside the State and you are living aboard ship, in barracks, or billets, bachelor officer quarters, apartment, or house, and you do not intend to remain outside New Jersey, you remain a New Jersey *resident* for

Income Tax purposes. You are not considered to be maintaining a permanent home outside New Jersey. If you pay for and maintain an apartment or a home outside New Jersey, either by out-of-pocket payments or forfeiture of quarters allowance, that residence is considered a permanent home outside New Jersey.

Filing Requirements

Residents. As a New Jersey resident, you are subject to tax on all your income, regardless of where it is earned, unless the income is specifically exempt from tax under New Jersey law. You must report your military pay, including combat pay, as taxable income on your New Jersey resident return, Form NJ-1040. Mustering-out payments, subsistence and housing allowances are exempt. For more information, see the resident return instructions.

Nonresidents. If you are a nonresident, your military pay is not subject to New Jersey Income Tax. You are not required to file a New Jersey return unless you received income from New Jersey sources other than military pay. Mustering-out payments, subsistence and housing allowances also are exempt. If you had income from New Jersey sources such as a civilian job in off-duty hours, income or gain from property located in New Jersey, or income from a business, trade, or profession carried on in this State, you must file a New Jersey nonresident return, Form NJ-1040NR. However, you should not report your military pay on the wages line in *either* Column A (Amount of gross income everywhere) or Column B (Amount from New Jersey sources) on Form NJ-1040NR.



Military pensions are exempt from New Jersey Income Tax. (See instructions for Line 22.)

If your permanent home (domicile) was New Jersey when you entered the military but you have changed your state of domicile, your military pay is not subject to New Jersey Income Tax. Your military pay also is not subject to New Jersey tax if you met the following conditions for nonresident status:

- ♦ You did not maintain a permanent home in New Jersey; **and**
- ♦ You did maintain a permanent home outside New Jersey; **and**
- ♦ You did not spend more than 30 days in New Jersey.

If New Jersey Income Tax was withheld in error from your military pay, file a nonresident return to get a refund. **You must enclose a signed statement that lists the three conditions for nonresident status above and states how you met each of these conditions.** To stop future withholding, file Form DD-2058-1 or DD-2058-2 with your finance officer.

Spouses of Military Personnel. Under the federal Military Spouses Residency Relief Act, P.L. 111-97, (the “Act”) a military servicemember’s nonmilitary spouse is allowed to keep a tax domicile while moving from state to state, as long as he or she moves into a state to be with a spouse who is in the state on military orders.

If you are a nonmilitary spouse and you were domiciled outside New Jersey when you married (or entered into the civil union with) a member of the Armed Forces, you are not considered a New Jersey resident if:

- ♦ The principal reason for moving to this State was the transfer of your military spouse; and
- ♦ You maintain a domicile in another state; and
- ♦ You intend to leave New Jersey when your military spouse is transferred or leaves the service.

Under the Act, a nonmilitary spouse who meets these requirements is not subject to New Jersey Income Tax on earned income from services performed in New Jersey. If you are a nonmilitary spouse whose wages are exempt from New Jersey Income Tax, file Form NJ-165, Employee’s Certificate of Nonresidence in New Jersey, with your employer to stop New Jersey Income Tax withholdings. You must notify your employer if you no longer meet the conditions for the withholding exemption. If your employer withheld New Jersey Income Tax

or you made estimated payments in error, you must file a nonresident return (Form NJ-1040NR) to get a refund. Enclose a statement explaining how your wages are exempt under the Act along with a copy of your spousal military identification card. Print **MILITARY SPOUSE** at the top of the return.

The Act applies only to earned income from services performed in New Jersey by a nonresident civilian spouse of a servicemember. Nonresident civilian spouses are subject to New Jersey Income Tax on all other types of income from New Jersey sources, such as gain from sale of property located in New Jersey, and must file a New Jersey nonresident return if required (see chart on page 3). Wages earned in New Jersey by a nonresident civilian spouse who lives *outside* New Jersey also are subject to New Jersey Income Tax and must be reported as income from New Jersey sources in Column B of Form NJ-1040NR. A nonresident civilian spouse who lives outside New Jersey cannot use Form NJ-165 to claim an exemption from New Jersey Income Tax withholding on wages earned in this State as the nonmilitary spouse of a servicemember.

New Jersey law requires that a married couple’s filing status for New Jersey purposes be the same as for federal purposes, unless they are a civil union couple. A married couple filing a joint federal return must file a joint return in New Jersey. However, if both are nonresidents and only one had income from New Jersey, that spouse can file a separate New Jersey return. Another exception to this rule is when one spouse is a New Jersey resident and the other is a nonresident for the entire year. In this case, the resident can file a separate return unless both agree to file jointly as residents. If they file a joint resident return, their joint income will be taxed as if they were both residents.

Extensions

Special rules apply to members of the Armed Forces of the United States and civilians providing support to the Armed Forces. (See “Military Extensions” on page 8.)

Death Related to Duty

When a member of the Armed Forces serving in a combat zone or qualified hazardous duty area dies as a result of wounds, disease, or injury received there, no Income Tax is due for the tax year the death occurred, or for any earlier years served in the zone or area.

For more information on military personnel (and the rules affecting their spouses), see Tax Topic Bulletin GIT-7, *Military Personnel*.

When to File

In general, your New Jersey Income Tax return is due when your federal income tax return is due. If you are a calendar year filer, your 2018 New Jersey Income Tax return is due by April 15, 2019. If you are a fiscal year filer, you must file your New Jersey Income Tax return by the 15th day of the fourth month following the close of the fiscal year.

Postmark Date. All New Jersey Income Tax returns postmarked on or before the due date of the return are considered filed on time. Tax returns postmarked after the due date are considered filed late. If the postmark date on your return is after the due date, the filing date for that return is the date the Division received your return, not the postmark date. Interest on unpaid liabilities is assessed from the due date of the return.

Extension of Time to File

An extension of time is granted only to file your New Jersey Income Tax return. There is no extension of time to pay tax due. We will notify you only if we deny your extension request, but not until after you actually file your return. **Penalties and interest are imposed whenever tax is paid after the original due date.**

Six-Month Extension

You can receive a six-month extension of time to file your New Jersey nonresident return only if you have paid at least 80% of your tax liability (Line 41 of the Form NJ-1040NR you file) through withholdings, estimated payments, or other payments by the original due date, **and**

1. **Federal extension filed.** You enclose a copy of your federal Application for Automatic Extension with your final return and check the box at the top of your NJ-1040NR (or enter your confirmation number in the space provided at the top of Form NJ-1040NR if you filed the extension application or payment online or by phone); **or**
2. **No federal extension filed.** You file a request for a six-month extension on Form NJ-630, Application for Extension of Time to File New Jersey Gross Income Tax Return, by the original due date of the return. You also can file an extension application online until April 15, 2019, at www.njtaxation.org. Taxpayers who file Form NJ-630 will not receive an approved copy. We will notify you only if we deny your request, but not until after you actually file your return.

NOTE: If you file a federal extension, you must still file Form NJ-630 by the original due date if you need to make a payment to meet the 80% requirement.

Civil Union Couples. Civil union partners filing a joint return must either provide copies of the federal extension application (or confirmation number) for both partners, or they must file Form NJ-630.

If you fail to meet the requirements outlined for an extension, or you fail to file your return by the extended due date, we will deny your extension request and impose penalties and interest from the original due date of the return. (See “Penalties, Interest, and Collection Fees” on page 11.)

Military Extensions

Special rules apply to members of the Armed Forces of the United States and civilians providing support to the Armed Forces.

A person on active duty with the Armed Forces of the United States, who may not be able to file on time because of distance, injury, or hospitalization as a result of this service, will automatically receive a six-month extension by enclosing an explanation when filing the return.

Combat Zone. New Jersey allows extensions of time to file Income Tax returns and pay any tax due for members of the Armed Forces and civilians providing support to the Armed Forces serving in an area that has been declared a “combat zone” by executive order of the President of the United States or a “qualified hazardous duty area” by federal statute. Once you leave the combat zone or qualified hazardous duty area, you have 180 days to file your tax return. Enclose a statement with your return to explain the reason for the extension.

In addition, if you are hospitalized outside New Jersey as a result of injuries you received while serving in a combat zone or qualified hazardous duty area, you have 180 days from the time you leave the hospital or you leave the combat zone or hazardous duty area, whichever is later.

Enclose a statement of explanation with your return when you file. No interest or penalties will be assessed during a valid extension for service in a combat zone or qualified hazardous duty area. This extension also applies to your spouse if you file a joint return.

How to Pay

You must pay the balance of tax due in full by the original due date of the return. You can make your payment by check or money order, electronic check (e-check), or credit card. If you owe less than \$1, you do not have to make a payment.

Check or Money Order. If you owe tax and are sending the payment with your return, complete Form NJ-1040NR-V, entering the amount of tax due in the boxes on the voucher. Form NJ-1040NR-V is available on the Division’s website (www.njtaxation.org).

Make your check or money order payable to: **State of New Jersey – TGI.** Write your Social Security number on the check or money order. If you are filing a joint return, include the Social Security numbers for both of you in the same order the names are listed on the return. Send your payment for the balance due with the voucher in the same envelope with your

tax return. (See “Where to Mail Your Return” on page 9.)

If you are paying a balance due for 2018 and also making an estimated payment for 2019, use separate checks or money orders for each payment. Send your 2019 estimated payment with an NJ-1040-ES voucher to the address on that payment voucher. **Do not include the estimated payment with your 2018 Income Tax return.**

Electronic Check (e-check). You may be able to pay your 2018 taxes or make an estimated payment for 2019 by e-check on the Division’s website (www.njtaxation.org). If you do not have internet access, you can make an e-check payment by contacting the Division’s Customer Service Center or by visiting a Regional Information Center (see page 46). Do not send in the payment voucher if you pay by e-check.

You will need your Social Security number and date of birth to make an e-check payment. The Social Security number you enter must match the first Social Security number shown on the form related to your payment, and the date of birth you enter must be the date of birth for that person.

NOTE:

- (1) You must enter your Social Security number and date of birth properly, or you will not be able to pay by e-check.
- (2) If you are filing a New Jersey return for the first time, or your filing status is different than the filing status on your 2017 return, you may not be able to pay by e-check.
- (3) New Jersey will not accept e-check payments made using an account that is funded from a financial institution outside the United States.

Credit Card. You can pay your 2018 taxes or make an estimated tax payment for 2019 online (www.njtaxation.org) or by phone (1-888-673-7694) and use a Visa, American Express, MasterCard, or Discover credit card. You also can pay by credit card by contacting the Division’s Customer Service Center or by visiting a Regional Information Center (see page

TAX TIP

If there is a refund due and you want the Division to issue the check to the decedent's surviving spouse or estate:

- ♦ Check the box below the signature line; and
- ♦ Enclose a copy of the decedent's death certificate.

Income in Respect of a Decedent. If you had the right to receive income that the deceased person would have received had he or she lived, and the income was not included on the decedent's final return, you must report it on your own return when you receive it. Include the income on Line 26 as "Other" income.

Estates and Trusts

Filing Requirements for Estates and Trusts. The fiduciary of an estate or trust may be required to file a New Jersey Income Tax return for that estate or trust. The return must be filed on a New Jersey Fiduciary Return, Form NJ-1041. The fiduciary also must provide each beneficiary with a New Jersey Schedule NJK-1, which shows the beneficiary's share of the estate or trust income actually distributed or required to be distributed during the tax year.

Revocable grantor trusts must file Form NJ-1041 when there is sufficient nexus with New Jersey and the statutory filing requirement is met. For more information, see the NJ-1041 instructions.

Filing Requirements for Beneficiaries. The net income earned by an estate or trust does not retain its character (i.e., interest, partnership income); rather, it is a specified income category – "Net Gains or Income Derived Through Estates or Trusts." You must report the Total Distribution and New Jersey Source Income shown on your Schedule NJK-1, Form NJ-1041, as net income from estates or trusts on Line 26, Other Income. If you did not receive a Schedule NJK-1, you must adjust the interest, dividends, capital gains, business or partnership income, etc., listed on your federal K-1 to reflect New Jersey tax law. Net the adjusted amounts, and include the total on Line 26. Enclose a copy of your NJK-1 or federal K-1 with your return.

If the income from a grantor trust is reportable by or taxable to the grantor for federal income tax purposes, it also is taxable to the grantor for New Jersey Income Tax purposes. See instructions for Line 26 for reporting requirements.

Partnerships

A partnership is not subject to Gross Income Tax. Individual partners are subject to tax on the income they earned from the partnership under the Internal Revenue Code and the New Jersey Gross Income Tax Act. See page 22 for information on reporting income from a partnership. Every partnership that has a New Jersey resident partner or income from New Jersey sources must file a New Jersey Partnership Return, Form NJ-1065, by the 15th day of the fourth month following the close of the partnership's tax year. For more information on partnership filing, see Form NJ-1065 and instructions.

Estimated Tax

Estimated tax means the amount that you estimate to be your Income Tax for the tax year after subtracting withholdings and other credits.

TAX TIP

You must make estimated payments using Form NJ-1040-ES if your estimated tax is more than \$400. Instructions for calculating your estimated tax and making the payments accompany the form. Review the amount of New Jersey Income Tax on your expected income (after deductions and credits) to determine if you need to make estimated payments for 2019.

You can avoid making estimated payments by asking your employer to withhold more tax from your wages. To do this, complete Form NJ-W4 and give it to your employer. Failure to file a Declaration of Estimated Tax or to pay all or part of an underpayment *will result in interest charges* on the underpayment.

Underpayment of Estimated Tax. If you failed to make all of the required estimated payments, you should complete Form NJ-2210, Underpayment of Estimated Tax by Individuals, Estates or

Trusts, to determine if interest is due and calculate the amount. Enter on Line 46 the amount of interest due from line 19, Form NJ-2210. Check the box at Line 46 and enclose Form NJ-2210 with your return.

For more information, see Tax Topic Bulletin GIT-8, *Estimating Income Taxes*.

Amended Returns

If you received an additional tax statement (W-2 or 1099) after filing your return, or you found that you made a mistake on your return, file an amended nonresident return by completing a new NJ-1040NR and writing **AMENDED** across the top. If you are amending an item that requires supporting documentation, enclose the applicable document, schedule, or form. If your original return was filed electronically, enclose *all* supporting documents (W-2, NJK-1, etc.) that you would have enclosed if you had filed the original return on paper — including those that support items that are not being amended. Do not use Form NJ-1040X to amend a nonresident return.

Changes in Your Federal Income Tax. If you receive a notice that the Internal Revenue Service changed your reported income, and that change alters your New Jersey taxable income, you must notify the Division of the change in writing within 90 days. File an amended tax return and pay any additional tax due. If you file an amended federal return that changes your New Jersey taxable income, you must file an amended New Jersey return within 90 days.

Accounting Method

Use the same accounting method for New Jersey Income Tax that you used for federal income tax purposes. Income must be recognized and reported in the same period as it is recognized and reported for federal purposes.

Rounding Off to Whole Dollars

When completing your return and the accompanying schedules, you can show the money items in whole dollars. If

you round off, do so for all amounts. To round, drop any amount under 50 cents, and increase any amount 50 cents or more to the next dollar. If you have to add two or more items to calculate the total to enter on a line, include cents when adding the items and round off only the total. When rounding, enter zeros in the space provided for cents.

Penalties, Interest, and Collection Fees

Penalty and interest should be included with the payment of any tax due.

Late Filing Penalty

5% per month (or part of a month) up to a maximum of 25% of the outstanding tax liability when you file a return after the due date or extended due date. A penalty of \$100 for each month the return is late also may be imposed.

Late Payment Penalty

5% of the outstanding tax balance may be imposed.

Interest

3% above the prime rate for every month or part of a month the tax is unpaid, compounded annually. At the end of each calendar year, any tax, penalties, and interest remaining due (unpaid) will become part of the balance on which interest is charged.

Collection Fees

In addition, if your tax bill is sent to our collection agency, a referral cost recovery fee of 10.7% of the tax due will be added to your liability. If a certificate of debt is issued for your outstanding liability, a fee for the cost of collection of the tax may also be imposed.

Signatures

Sign and date your return in blue or black ink. Both spouses must sign a joint return. The signature(s) on the form you file must be original; photocopied signatures are not acceptable. We cannot process a return without the proper signatures and will return it to you. This causes unnecessary processing delays and may result in penalties for late filing.

Preparer Authorization. Because of the strict provisions of confidentiality, Division of Taxation personnel cannot discuss your return or enclosures with anyone other than you without your written authorization. If you want a Division of Taxation representative to discuss your tax return with the person who signed your return as your “Paid Tax Preparer,” check the box above the preparer’s signature line to give your permission.

Tax Preparers. Anyone who prepares a return for a fee must sign the return as a “Paid Preparer” and enter his or her Social Security number or federal preparer tax identification number. Include the company or corporation name and federal identification number, if applicable. A tax preparer who fails to sign the return or provide a tax identification number may incur a \$25 penalty for each omission. Someone who prepares your return but does not charge you should not sign your return.

NOTE: Preparers that reasonably expect to prepare 11 or more individual resident Income Tax returns (including those filed for trusts and estates) during the tax year must use electronic methods to file those returns if an electronic filing option is available. A tax preparer is liable for a penalty of \$50 for each return he or she fails to file electronically when required to do so.

Keeping Tax Records

Keep copies of your tax returns and the supporting documentation of income, age and/or disability, veteran status, deductions, and credits until the statute of limitations has expired for each return. Generally, this is three years after the filing date or two years from the date the tax was paid, whichever is later.

Privacy Act Notification

The federal Privacy Act of 1974 requires an agency requesting information from individuals to inform them why the request is being made and how the information is being used.

The Division of Taxation uses your Social Security number primarily to account for and give credit for tax payments. We also use Social Security numbers to administer and enforce all tax laws for which we are responsible.

Federal/State Tax Agreement

The Division of Taxation and the Internal Revenue Service have entered into a Federal/State Agreement to exchange Income Tax information in order to verify the accuracy and consistency of information reported on federal and New Jersey Income Tax returns.

Fraudulent Return

Anyone who deliberately fails to file a return, files a fraudulent return, or attempts to evade the tax in any manner may be liable for a penalty up to \$7,500, or imprisonment for three to five years, or both.

Name and Address

Print or type your name (last name first), complete address, and zip code in the spaces provided. If you are filing jointly, include your spouse's name. Your refund and next year's form will be sent to the address you provide. If your legal residence and the address on the return are different, enclose a statement of explanation to avoid a processing delay.



Check the "Change of Address" box if your address has changed since you last filed a New Jersey return.

filed a New Jersey return.

Social Security Number

Enter your Social Security number in the spaces provided on the return. If you are filing jointly, enter both filers' numbers in the same order as the names.

If you (or your spouse) do not have a Social Security number, file Form SS-5 with the Social Security Administration to apply for one. Taxpayers who are not eligible for a Social Security number must file Form W-7 with the Internal Revenue Service to get an individual taxpayer identification number (ITIN). Enter on your NJ-1040NR the same number (Social Security number or ITIN) that you entered on your federal return. If you (or your spouse) applied for but have not received an ITIN by the return due date, enclose a copy of your federal Form W-7 application with your New Jersey return.

NOTE: You cannot use a copy of Form W-7 (or W-7A) in place of a valid Social Security number, ITIN, or ATIN for a dependent when completing Line 14, Dependents' Information.

State of Residency

Indicate the place outside New Jersey where you resided for the period covered by this return.

NJ Residency Status

If you were a New Jersey resident for any part of the tax year, list the month, day, and year your residency began and the month, day, and year it ended.

Filing Status (Lines 1–5)

In general, you must use the same filing status on your New Jersey return as you do for federal purposes. Indicate the appropriate filing status. Check **only** one box.

Civil Unions. Partners in a civil union recognized under New Jersey law **must file** their New Jersey Income Tax returns using the same filing statuses as spouses under New Jersey Gross Income Tax Law. Civil union partners cannot use the filing status single.

More information on civil unions, including legally sanctioned same-sex relationships established outside New Jersey, is available on the Division's website (www.njtaxation.org).

Any reference in this booklet to a spouse also refers to a spouse who entered into a valid same-sex marriage in another state or foreign nation and a partner in a civil union (CU) recognized under New Jersey law.



Single. Your filing status is single if you are not married or not a partner in a civil union on the last day of the tax year, and you do not qualify to file as head of household or qualifying widow(er)/surviving CU partner (see below).

Married/Civil Union Couples. If both you and your spouse were nonresidents for the entire tax year, and only one of you had income from New Jersey sources, that spouse can file a separate New Jersey return even if a joint federal return was filed. The spouse with income from New Jersey sources calculates income and exemptions as if a federal married, filing separate return had been filed. You have the option of filing a joint return, but in that case, your joint income would be reported in Column A of Form NJ-1040NR.

If one spouse was a nonresident and the other a resident during the entire tax year and both had income from New Jersey sources, separate New Jersey returns can be filed (the nonresident files a nonresident return and the resident files a resident return). Each calculates income and

exemptions as if federal married, filing separate returns had been filed. You have the option of filing a joint resident return, but in that case, your joint income would be taxed as if you both were residents.

If you are filing separately, enter your spouse's Social Security number in the spaces provided under Line 3.

NOTE: You can file jointly or separately only if you were married or a partner in a civil union on the last day of the tax year.

Head of Household. If you meet the requirements to file as head of household for federal purposes, you can file as head of household for New Jersey. Certain married individuals/civil union partners living apart can file as head of household for New Jersey if they meet the requirements for federal purposes.

Qualifying Widow(er)/Surviving CU Partner. If your spouse died during 2018, you can file a joint return for the two of you as long as you did not remarry or enter into a new civil union before the end of the year. You can use the filing status "qualifying widow(er)/surviving CU partner" for 2018 **only** if your spouse/ CU partner died in either 2016 or 2017, you did not remarry or enter into a new civil union before the end of 2018, and you met the other requirements to file as qualifying widow(er) with dependent child for federal purposes.

Domestic Partners. If you were a member of a domestic partnership registered in New Jersey, you are not considered to be married or in a civil union. Do not use either the joint or separate filing statuses at Lines 2 and 3. However, if you also entered into a legally sanctioned same-sex relationship outside New Jersey, you may still be able to use the joint or separate filing statuses for married/CU couples.

For more information, see the Division's website (www.njtaxation.org) and Tax Topic Bulletin GIT-4, *Filing Status*.

Exemptions

Line 6: Regular Exemptions

You can claim a personal exemption for yourself, even if you can be claimed as a dependent on someone else's return (e.g.,

your parents claim you as a dependent on their return). The box for “Yourself” is already checked. Also check the spouse/CU partner box if you are married or in a civil union and filing a joint return.

You can claim an exemption for your domestic partner if you were a member of a domestic partnership that was registered in New Jersey on the last day of the tax year, but **only if he or she does not file a New Jersey return.** *You must enclose a copy of your New Jersey Certificate of Domestic Partnership the first time you claim the exemption, and you may be asked to provide additional information.* Check the domestic partner box if you are claiming this exemption. Add the number of boxes checked and enter the total in the box on Line 6.

Line 7: Age 65 or Older

You are eligible for an additional exemption if you were 65 or older on the last day of the tax year. An additional exemption also is available for your spouse if he/she was 65 or older on the last day of the tax year and you are filing a joint return. You cannot claim this exemption for a domestic partner or for your dependents. *You must enclose proof of age such as a copy of a birth certificate, driver’s license, or church records with your return the first time you claim the exemption(s).* Check the appropriate box(es). Add the number of boxes checked and enter the total on Line 7.

Line 8: Blind or Disabled

You are eligible for an additional exemption if you were blind or disabled on the last day of the tax year. An additional exemption also is available for your spouse if he/she was blind or disabled on the last day of the tax year and you are filing a joint return. You cannot claim this exemption for a domestic partner or for your dependents. “Disabled” means total and permanent inability to engage in any substantial gainful activity because of any physical or mental impairment, including blindness. *You must enclose a copy of the doctor’s certificate or other medical records evidencing legal blindness or total and permanent disability with your return the first time you claim the exemption(s).*

This information does not need to be submitted each year as long as there is no change in your condition. Check the appropriate box(es). Add the number of boxes checked and enter the total on Line 8.

Line 9: Veteran Exemption

You are eligible for an additional exemption if you are a military veteran who was honorably discharged or released under honorable circumstances from active duty in the Armed Forces of the United States by the last day of the tax year. An additional exemption also is available for your spouse if he/she is a military veteran who was honorably discharged or released under honorable circumstances and you are filing a joint return. You cannot claim this exemption for a domestic partner or for your dependents. You must provide official documentation showing that you were honorably discharged or released under honorable circumstances from active duty the first time you claim the exemption(s). Your documentation must list your character of service (discharge). A list of acceptable documentation and ways to submit it is available on our website at www.njtaxation.org. You must check the box(es) for the number of exemptions you are claiming or the exemption(s) will be disallowed. Also, enter the total number of veteran exemptions in the box on Line 9. The number of boxes checked must equal the number of exemptions claimed.

Line 10: Dependent Children

You can claim an exemption for each dependent child who qualifies as your dependent for federal tax purposes. Enter the number of your dependent children on Line 10.

Line 11: Other Dependents

You can claim an exemption for each other dependent who qualifies as your dependent for federal tax purposes. Enter the number of your other dependents on Line 11.

Line 12: Dependents Attending Colleges

You can claim an additional exemption for each dependent student if all the requirements below are met. **You cannot claim this exemption for yourself or your spouse or your domestic partner.**

Requirements

- ◆ Student must be claimed as your dependent on Line 10 or 11.
- ◆ Student must be **under age 22** on the last day of the tax year. (This means the student will not turn 22 until 2019 or later.)
- ◆ Student must attend full-time. “Full-time” is determined by the school.
- ◆ Student must spend at least some part of each of five calendar months of the tax year at school.
- ◆ The educational institution must be an accredited college or postsecondary school, maintain a regular faculty and curriculum, and have a body of students in attendance.
- ◆ You must have paid one-half or more of the tuition and maintenance costs for the student. Financial aid received by the student is not calculated into your cost when totaling one-half of your dependent’s tuition and maintenance. However, the money earned by students in College Work Study programs is income and is taken into account.

Enter the number of exemptions for your qualified dependents attending colleges on Line 12.

Lines 13a, 13b, and 13c: Totals

Add Lines 6, 7, 8, and 12 and enter the total on Line 13a.

Add Lines 10 and 11 and enter that total on Line 13b.

Enter the amount from Line 9 on Line 13c.

Line 14: Dependents’ Information

Enter the full name, Social Security number, and birth year for each dependent

Gross Income includes the following:

- ♦ Wages and other compensation;
- ♦ Interest and dividends;
- ♦ Earnings on nonqualified distributions from (1) qualified state tuition program accounts, including the New Jersey Better Educational Savings Trust program (NJBEST) accounts, or (2) qualified state 529A Achieving a Better Life Experience program (ABLE) accounts;
- ♦ Net profits from business, trade, or profession;
- ♦ Net gains or income from sale or disposition of property;
- ♦ Pensions, annuities, and IRA withdrawals;
- ♦ Net distributive share of partnership income;
- ♦ Net pro rata share of S corporation income;
- ♦ Net rental, royalty, and copyright income;
- ♦ Net gambling winnings, including New Jersey Lottery winnings from prize amounts over \$10,000;
- ♦ Alimony;
- ♦ Estate and trust income;
- ♦ Income in respect of a decedent;
- ♦ Prizes and awards, including scholarships and fellowships (unless they satisfy the conditions on page 22);
- ♦ Value of residence provided by employer;
- ♦ Fees for services rendered, including jury duty;

New Jersey gross income also **includes** the following that are not subject to federal income tax:

- ♦ Interest from obligations of states and their political subdivisions, other than New Jersey and its political subdivisions;
- ♦ Income earned from foreign employment;
- ♦ Certain contributions to pensions and tax-deferred annuities;
- ♦ Employee contributions to federal Thrift Savings Funds, 403(b), 457, SEP, or any other type of retirement plan other than 401(k) Plans.

child or other dependent you claimed on Lines 10 and/or 11. If you have more than four dependents, enter the information for your first four dependents on Lines 14a–d. Enclose a statement with the return listing the information for your *additional* dependents.

The dependents you list also must qualify as your dependent children or other dependents for federal tax purposes. Enter the same Social Security number, individual taxpayer identification number (ITIN), or adoption taxpayer identification number (ATIN) for each dependent that you entered on your federal return. If you do not provide a valid Social Security number, ITIN, or ATIN for a dependent claimed on Lines 10 and/or 11, the exemption will be denied.

To get an ATIN, file Form W-7A, Application for Taxpayer Identification Number for Pending U.S. Adoptions, with the

Internal Revenue Service. See page 12 for information on getting a Social Security number or ITIN.

Gubernatorial Elections Fund

The Gubernatorial Elections Fund, financed by taxpayer-designated \$1 contributions, provides partial public financing to qualified candidates for the office of Governor of New Jersey. With its contribution and expenditure limits, the Gubernatorial Public Financing program has since 1977 assisted in 75 candidacies, allowing candidates to conduct their campaigns free from the improper influence of excessive campaign contributions. Operation of the program also has permitted candidates of limited financial means to run for election to the State's highest office. As a condition of their receipt of public financing, candidates must agree to participate in two debates, which provide the public with an opportunity to hear the

views of each candidate. For more information on the Gubernatorial Public Financing Program, contact the New Jersey Election Law Enforcement Commission at 1-888-313-ELEC (toll-free within New Jersey) or 609-292-8700 or write to:

NJ ELECTION LAW ENFORCEMENT COMMISSION
PO BOX 185
TRENTON NJ 08625-0185

Lists of contributors to gubernatorial candidates and copies of reports filed by gubernatorial candidates are available on the Election Law Enforcement Commission website at: www.elec.state.nj.us.

Participation in the \$1 Income Tax check-off protects the continuity and integrity of the Gubernatorial Elections Fund by providing that funds will be reserved for future gubernatorial elections, thereby deterring the use of needed funding for other purposes. If you want to designate \$1 to go to help candidates for governor pay campaign expenses, check the "Yes" box in the Gubernatorial Elections Fund section of the return. If you are filing a joint return, your spouse also may designate \$1 to this fund by checking "Yes." **Checking the "Yes" box will not in any way increase your tax liability or reduce your refund.**

Driver's License Number

Enter your Driver's License or state Non-Driver Identification Card number, including the two-letter abbreviation of the issuing state. Providing this information is voluntary. If filing jointly, enter the number of the person whose Social Security number is listed first on the return. If that spouse does not have an identification number, enter the other spouse's. If you and/or your spouse do not have one of these, *leave the boxes blank*. We may use this information to validate your identity in our effort to combat identity theft and fraudulent filing.

Income (Lines 15–27)

Enter on Lines 15 through 27 any income received as a nonresident of New Jersey during the tax year.

In Column A, report your gross income from all sources (both inside and outside New Jersey). **These amounts cannot**

be copied from the amounts reported on the federal return. The income you report is what would be taxable if you were a New Jersey resident. Married/civil union couples filing a joint return must report the income of both spouses in

Column A, even if only one had income from New Jersey.

In Column B, enter your income from New Jersey sources. For every entry in Column A, there must be an entry on the corresponding line in Column B. If

none of your income is from New Jersey sources, enter "0" in Column B. Your final tax liability is based on the percentage of your income from New Jersey sources.

Gross income means all income you received in the form of money, goods, property, and services unless specifically exempt by law.

Exempt (Nonreportable) Income

The following income is not taxable to residents or nonresidents. These items should **not** appear anywhere on your nonresident return (Column A or Column B).

- ♦ Federal Social Security;
- ♦ Railroad Retirement (Tier 1 and Tier 2);
- ♦ United States military pensions and survivor's benefit payments;
- ♦ Life insurance proceeds received because of a person's death;
- ♦ Employee's death benefits;
- ♦ Permanent and total disability, including VA benefits;
- ♦ Temporary disability received from the State of New Jersey or as third-party sick pay;
- ♦ Workers' Compensation;
- ♦ Gifts and inheritances;
- ♦ Qualifying scholarships or fellowship grants;
- ♦ New Jersey Lottery winnings from prizes in the amount of \$10,000 or less;
- ♦ Unemployment Compensation received from the state (but not supplemental unemployment benefit payments);
- ♦ Family Leave Insurance (FLI) benefits;
- ♦ Interest and capital gains from: (a) Obligations of the State of New Jersey or any of its political subdivisions; **or** (b) Direct federal obligations exempt under law, such as U.S. Savings Bonds and Treasury Bills, Notes, and Bonds;
- ♦ Earnings on qualified distributions from (1) qualified state tuition program accounts, including the New Jersey Better Educational Savings Trust program (NJBEST) accounts, or (2) qualified state 529A Achieving a Better Life Experience program (ABLE) accounts;
- ♦ Distributions paid by mutual funds to the extent the distributions are attributable to interest earned on federal obligations;
- ♦ Certain distributions from "New Jersey Qualified Investment Funds";
- ♦ Employer and employee contributions to 401(k) Salary Reduction Plans (but **not** federal Thrift Savings Funds);
- ♦ Some benefits received from certain employer-provided cafeteria plans (but not salary reduction or premium conversion plans). See Technical Bulletin TB-39;
- ♦ Benefits received from certain employer-provided commuter transportation benefit plans (but not salary reduction plans). See Technical Bulletin TB-24R;
- ♦ Contributions to and distributions from Archer MSAs if they are excluded for federal income tax purposes;
- ♦ Direct payments and benefits received under homeless persons assistance programs;
- ♦ Income tax refunds (New Jersey, federal, and other jurisdictions);
- ♦ Welfare;
- ♦ Child support;
- ♦ Amounts paid as reparations or restitution to Nazi Holocaust victims;
- ♦ Assistance from a charitable organization, whether in the form of cash or property;
- ♦ Cancellation of debt;
- ♦ Amounts received as damages for wrongful imprisonment;
- ♦ Qualified disaster relief payments excluded under IRC §139;
- ♦ Payments from the September 11th Victim Compensation Fund.

Reporting Losses. If you have a net loss in any category of income, follow these principles when completing Lines 15–26 of your NJ-1040NR:

- ♦ You cannot report a loss as such (e.g., in parentheses or as a negative number) on your NJ-1040NR.
- ♦ You can apply a loss in one category against other income in the same category. For example, you can subtract gambling losses from gambling winnings during the tax year.
- ♦ You cannot apply a net loss in one category of income against income or gains in a different category on your NJ-1040NR. For example, you cannot subtract a net loss from the sale of property from net income in any other categories (wages, partnership income, etc.).
- ♦ If you have a net loss in any income category, make no entry on that line of your NJ-1040NR. Do not enter zero. Do not enter the amount of the loss in parentheses or as a negative number.
- ♦ No carryback or carryover of losses is allowed when reporting income on your NJ-1040NR.

Line 15: Wages, Salaries, Tips, etc.

COLUMN A

Enter the total wages, salaries, tips, fees, commissions, bonuses, and other payments you received for services performed as an employee. Include all payments, whether in cash, benefits, or property.

Enter the total of State wages, salaries, tips, etc., from **all** employment both inside and outside New Jersey. **Take the amount from the "State wages" box on your W-2s.** (See Box 16 on the sample W-2 on page 16.) You must enclose all W-2s with your tax return.

NOTE: The “State wages” figure on your W-2s from employment outside New Jersey may need to be adjusted to reflect New Jersey tax law.

Nonresident servicepersons, see page 6.

Do not include pension and annuity income or early retirement benefits on Line 15. Report this income on Line 22.

Retirement Plans. Under New Jersey law, contributions to retirement plans (other than 401(k) Plans) are included in State wages on the W-2 in the year the wages are earned. This may cause your State wages (Box 16) to be higher than your federal wages (Box 1).

Meals and/or Lodging. You can exclude meals and/or lodging reported as wages on your W-2 if:

1. The meals and/or lodging were provided on the business premises of your employer; and
2. The meals and/or lodging were provided for the convenience of your employer; and
For lodging only:
3. You were required to accept the lodging as a condition of your employment.

If you exclude the value of meals and/or lodging from your wages, you **must** enclose a signed statement explaining how you met these conditions. If you do

not enclose the statement, your wages will be changed back to the full amount shown on your W-2.

New Jersey State Police officers **cannot** exclude food and maintenance payments received as part of their union contract. These payments do not meet the criteria above.

Employee Business Expenses.

Employee business expenses are **not** deductible for New Jersey tax purposes. However, you can exclude reimbursements for employee business expenses reported as wages on your W-2 if:

1. The reimbursements are for job-related expenses;
2. You are required to and do account for these expenses to your employer; and
3. You are reimbursed by your employer in the exact amount of the allowable expenses.

If you received excludable reimbursements for employee business expenses that were included in wages on your W-2, enclose a statement explaining the amount you are excluding and your reasons. Also enclose a copy of your federal Form 2106.

Federal Statutory Employees. If you are considered a “statutory employee” for federal tax purposes, you cannot deduct your business expenses unless you are self-employed or an independent

contractor under New Jersey law. The federal label of “statutory employee” has no meaning for New Jersey tax purposes. Business expenses can only be deducted from the business income of a self-employed individual. See the instructions for Schedule NJ-BUS-1, Part I (Net Profits From Business) on page 31.

Moving Expenses. Moving expenses are not, and have never been, deductible for New Jersey Income Tax purposes. Therefore, the treatment of moving expenses was not affected by the recent elimination of the deduction for federal purposes. The tax treatment of these expenses for New Jersey purposes remains the same.

You can, however, exclude reimbursements for the following moving expenses if you met the federal requirements to claim moving expenses that were in effect on December 31, 2017, and the expenses were included in wages on your W-2:

1. The cost of moving your household goods and personal effects from the old home to the new home.
2. The actual expenses you incurred for traveling, meals, and lodging when moving yourself and your family from your old home to your new home.

Reimbursements for any other moving expenses **cannot** be excluded from income.

If you received excludable reimbursements for moving expenses that were included in wages on your W-2, enclose a statement explaining the amount you are excluding and your reasons.

Compensation for Injuries or Sickness. Certain amounts received for personal injuries or sickness are not subject to tax. You can exclude such amounts included as wages on your W-2 if:

1. The payments were compensation for wage loss that resulted from absence due to your injury or sickness; and
2. The payments were due and payable under an enforceable contractual obligation under the plan; and
3. The payments were not related to sick leave wage continuation, which is largely discretionary and payments are

Sample W-2 (This form is for illustration only and is not reproducible.)

22222	Void <input type="checkbox"/>	a Employee's social security number	For Official Use Only OMB No. 1545-0008			
b Employer identification number (EIN)		1 Wages, tips, other compensation	2 Federal income tax withheld			
c Employer's name, address, and ZIP code		3 Social Security wages	4 Social Security tax withheld			
		5 Medical and dental payments	6 Medicare tax withheld			
		7 Social Security tips	8 Allocated tips			
d Control Number		9 State unemployment tax	10 Federal unemployment tax	11 Retirement benefits		
e Employee's name and address		12a See instructions for box 12				
		12b				
		12c				
		12d				
f Employee's address and ZIP code		13 Statutory employee <input type="checkbox"/>	14 Other UI/WF/SWF - \$143.23			
		14 Retirement plan <input type="checkbox"/>	DI - \$64.03			
		14 Third-party sick pay <input type="checkbox"/>	DI P.P. # (Private Plan No.)			
15 State	Employer's state ID number	16 State wages, tips, etc.	17 State income tax	18 Local wages, tips, etc.	19 Local income tax	20 Locality name
NJ	234-567-890/000	42,250.00	525.00			
FLI P.P. #		(Private Plan No.)	30.33 - FLI			
Form W-2 Wage and Tax Statement		2018		Department of the Treasury—Internal Revenue Service For Privacy Act and Paperwork Reduction Act Notice, see the separate instructions.		

made regardless of the reason for absence from work.

If such payments are included in wages on your W-2, enclose Form NJ-2440.

COLUMN B

Enter the portion of your wages, salaries, etc. that comes from New Jersey sources. If zero, enter "0."

Pennsylvania residents, see page 4. Non-resident servicepersons and nonmilitary spouses of military personnel, see page 6.

If you had wage/salary income earned partly inside and partly outside New Jersey, and you cannot easily determine the amount of income from New Jersey, see Part II on page 31.



Check the box at Line 15 if you complete Lines 64-70 (Part II, Allocation of Wage and Salary Income Earned Partly Inside and Outside New Jersey).

Do not use Part II if your wage/salary income is based on volume (the amount of sales or amount of business transacted). Instead, enter on Line 15 the portion of your wage/salary income calculated using the following formula:

$$\frac{\text{NJ Vol.}}{\text{Total Vol.}} \times \text{Vol. Income} = \text{Line 15, Col. B}$$

The location where the services or sales were actually performed is the deciding factor when determining where the business was transacted. You must enclose an explanation of how you calculated the amount of wage/salary income.

Line 16: Interest Income

COLUMN A

Enter all of your reportable interest from sources both inside and outside New Jersey on Line 16, Column A. New Jersey reportable interest income includes interest from the following:

- ♦ Banks;
- ♦ Savings and loan associations;
- ♦ Credit unions;
- ♦ Savings accounts;
- ♦ Earnings on nonqualified distributions from qualified state tuition program accounts, including the New Jersey

Better Educational Savings Trust program (NJBEST) accounts;

- ♦ Earnings on nonqualified distributions from qualified state 529A Achieving a Better Life Experience program (ABLE) accounts;
- ♦ Distributions from Coverdell education savings accounts (ESAs), but only the earnings portion;
- ♦ Checking accounts;
- ♦ Bonds and notes;
- ♦ Certificates of deposit;
- ♦ Ginnie Maes;
- ♦ Fannie Maes;
- ♦ Freddie Macs;
- ♦ Repurchase agreements;
- ♦ Life insurance dividends;
- ♦ Obligations of states and their political subdivisions, other than New Jersey;
- ♦ Any other interest not specifically exempt.

If the amount on Line 16, Column A, is more than \$1,500, enclose a copy of Schedule B, federal Form 1040 or 1040A.

Interest to be Reported on Other Lines.

If you received interest that was earned and paid to a sole proprietorship, a partnership, an S corporation, or an estate or trust, do not include the interest on Line 16. Your portion of the interest from these sources will be included as follows:

- ♦ *Sole proprietorship*: Schedule NJ-BUS-1, Part I.
- ♦ *Partnership*: Schedule NJ-BUS-1, Part III.
- ♦ *S Corporation*: Schedule NJ-BUS-1, Part IV.
- ♦ *Estate or Trust*: Form NJ-1040NR, Line 26 (Grantor Trusts, see the instructions for Line 26.)

NOTE: If you received a Form 1099 from a partnership or an S corporation for interest paid or deemed to have been paid to you, you must include that interest on Line 16, Column A.

For more information on reporting partnership or S corporation income, see Tax Topic Bulletins GIT-9P, *Income From Partnerships*, or GIT-9S, *Income From S Corporations*.

Forfeiture Penalty for Early Withdrawal. If you incur a penalty by withdrawing a time deposit early, you can subtract the amount of the penalty from your interest income.

Tax-Exempt Interest Income. Do not report tax-exempt interest on Line 16. New Jersey tax-exempt interest income includes interest from:

- ♦ Obligations of the State of New Jersey or any of its political subdivisions;
- ♦ Direct federal obligations such as U.S. Savings Bonds and Treasury Bills, Notes, and Bonds;
- ♦ Earnings on qualified distributions from qualified state tuition program accounts, including the New Jersey Better Educational Savings Trust program (NJBEST) accounts;
- ♦ Earnings on qualified distributions from qualified state 529A Achieving a Better Life Experience program (ABLE) accounts;
- ♦ Sallie Maes;
- ♦ CATS;
- ♦ TIGRs;
- ♦ Certain distributions from "New Jersey Qualified Investment Funds";
- ♦ Distributions paid by mutual funds to the extent the distributions are attributable to interest earned on federal obligations.

New Jersey Qualified Investment Funds. A New Jersey Qualified Investment Fund is a regulated investment company in which at least 80% of the fund's investments (other than cash or receivables) are obligations issued either directly by the federal government or the State of New Jersey or any of its political subdivisions. The Fund must complete and keep Form IF-1, Certification of Qualified Investment Fund, to document its status. This certification does not need to be filed with the Division of Taxation but must be made available upon request.

If you received a distribution from a qualified investment fund, you can exclude from your income the portion of the distribution that comes from the qualified exempt obligations. Report any taxable portion as dividends on Line 17.

By February 15, shareholders should be notified by the New Jersey qualified investment fund of the portion of their distribution that can be excluded from income. Contact your broker to determine whether your fund qualifies.

Do not include interest earned on your IRA(s) on Line 16. If you made a withdrawal from your IRA, see the instructions for Line 22.

For more information on tax-exempt interest income, see Tax Topic Bulletin GIT-5, *Exempt Obligations*.

COLUMN B

Do not report interest from personal accounts. Only report interest received as a result of a business or profession carried on in New Jersey and not properly reportable as net profits from business, distributive share of partnership income, net income from estates or trusts, or net pro rata share of S corporation income on Line 16, Column B. (See instructions for Line 16, Column A.)

Line 17: Dividends

COLUMN A

Enter the dividends you received during the year from investments (e.g., from stocks, mutual funds) or other income-producing activities that do not constitute a trade or business. The total reportable dividends received, **regardless of where earned**, must be included.

Dividends to be Reported on Other Lines. If you received dividends that were earned and paid to a sole proprietorship, a partnership, an S corporation, or an estate or trust, do not include the dividends on Line 17. Your portion of the dividends from these sources will be included as follows:

- ♦ *Sole proprietorship:* Schedule NJ-BUS-1, Part I.
- ♦ *Partnership:* Schedule NJ-BUS-1, Part III.
- ♦ *S Corporation:* Schedule NJ-BUS-1, Part IV.
- ♦ *Estate or Trust:* Form NJ-1040NR, Line 26 (Grantor Trusts, see the instructions for Line 26).

For more information on reporting partnership or S corporation income, see Tax Topic Bulletins GIT-9P, *Income From Partnerships*, or GIT-9S, *Income From S Corporations*.

Capital Gains Distributions. Do not report capital gains distributions you received from mutual funds or other regulated investment companies on this line. This income is reported on Line 61, Part I (see page 30).

Tax-Free Distributions. A distribution that is a return of your investment or capital and does not come from earnings or profits is a nontaxable capital or tax-free distribution. These distributions reduce the basis of the stock or investment and are not taxable until your investment is fully recovered.

Insurance Premiums. Dividends you received from insurance companies are not reportable unless the amount you received is more than the premiums paid. Any interest from accumulated insurance dividends is reportable and you must include it on Line 16, Column A.

COLUMN B

Do not report dividends from personally held securities. Only report dividends received as a result of a business or profession carried on in New Jersey and not properly reportable as net profits from business, distributive share of partnership income, net income from estates or trusts, or net pro rata share of S corporation income on Line 17, Column B. (See instructions for Line 17, Column A.)

Line 18: Net Profits From Business

COLUMN A

Complete Part I of Schedule NJ-BUS-1, Business Income Summary Schedule, and enter on Line 18, Column A, the amount from Line 4 of Part I. **If the amount on Line 4 is a loss, enter "0" on Line 18, Column A.** Enclose Schedule NJ-BUS-1 and a copy of the federal Schedule C (or C-EZ or F) for each business with your return (see page 32).

COLUMN B

Enter the portion of your business income that comes from New Jersey sources. If zero, enter "0." If you carry on business both inside and outside New Jersey, you must complete and enclose Form NJ-NR-A for each business.

Do not include in Column B net profits (or losses) that you received from a business entity located in New Jersey if the business entity's only activity is the purchase, holding, or sale of intangible personal property, such as securities or commodities, and such intangible personal property is not held for sale to customers. You must include such net profits in Column A.

Line 19: Net Gains or Income From Disposition of Property

COLUMN A

Enter your net gains from Part I, Line 63. **If the amount on Line 63 is zero, enter "0" on Line 19, Column A** (see page 30).

COLUMN B

Enter your net gains or income from New Jersey sources. If zero, enter "0."

Line 20: Net Gains or Income From Rents, Royalties, Patents, and Copyrights

COLUMN A

Complete Part II of Schedule NJ-BUS-1, Business Income Summary Schedule, and enter on Line 20, Column A, the amount from Line 4 of Part II. **If the amount on Line 4 is a loss, enter "0" on Line 20, Column A.** Enclose Schedule NJ-BUS-1 with your return (see page 32).

COLUMN B

Enter your net gains or income from New Jersey sources. If zero, enter "0."

Line 21: Net Gambling Winnings

COLUMN A

Enter your net gambling winnings from both inside and outside New Jersey. You can deduct your gambling losses from your winnings that occurred in the same year. If the net amount is zero or less, enter "0."

New Jersey Lottery winnings from prize amounts over \$10,000 are taxable for New Jersey purposes. The individual prize amount determines taxability, not the total New Jersey Lottery winnings over the year. Do not include any New Jersey Lottery winnings from prizes of \$10,000 or less. However, you can subtract your New Jersey Lottery losses from your other gambling winnings.

You must be able to prove the gambling losses you used to reduce the winnings reported on your New Jersey return. Proof of losses may include a daily log or journal of wins and losses, canceled checks, losing race track pari-mutuel tickets, losing lottery tickets, etc. Letters from casinos that “rate” the gambling activity of an individual or “estimate” losses are acceptable as part of the evidence required to prove losses.

If you net gambling winnings with gambling losses, you should enter the total winnings and total losses on a supporting schedule. Although no specific schedule is required to prove gambling losses, it may eliminate certain questions if your return is selected for audit.

For more information, see Technical Bulletin TB-20(R).

COLUMN B

Enter your net gambling winnings from New Jersey sources. Gambling losses from sources outside New Jersey cannot be used to offset gambling winnings from New Jersey sources. If zero, enter “0.”

Line 22: Pensions, Annuities, and IRA Withdrawals

COLUMN A

Enter on Line 22, Column A, your reportable pensions, annuities, and certain IRA withdrawals. See page 20 for information on Roth IRAs. Pensions, annuities, and IRA withdrawals are reportable on the New Jersey return, although the reportable amount may be different from the federal amount.



If you (and/or your spouse if filing jointly) were 62 or older or disabled, you may be able to use the exclusions on

Lines 28a and 28b to reduce your income. (See the instructions on page 23.)

All state and local government, teachers’, and federal pensions, and Keogh Plans are treated the same way as pensions from the private sector. Amounts received as “early retirement benefits” and amounts reported as pension on Schedule NJK-1, Partnership Return Form NJ-1065, also are reportable.

Social Security and Railroad Retirement benefits are **not** taxable. Do not include these amounts on Form NJ-1040NR.

Pension payments received because of total and permanent disability are not reportable until the year you reach age 65. If you continue to receive pension payments after you turn 65, your disability pension is treated as ordinary pension income beginning that year. (See definition of “disabled” on page 13.)

Military pensions and survivor’s benefit payments are not reportable. Do not include these payments on Form NJ-1040NR. Military pensions are those resulting from service in the United States Army, Navy, Air Force, Marine Corps, or Coast Guard. However, civil service pensions and annuities are reportable, even if they are based on credit for military service. Most military pensions and survivor’s benefit payments are received from the U.S. Defense Finance and Accounting Service, while a civil service annuity is received through the U.S. Office of Personnel Management.

Reportable Amounts

Retirement plans are either

noncontributory or contributory. The amount you report depends on the type of plan you have.

Noncontributory Plans. If you did not make any contributions to your plan, it is a noncontributory plan. Amounts received from noncontributory plans are fully reportable. Enter the total amount from your 1099-R on Line 22, Column A.

Contributory Plans (Other Than IRAs). If you made contributions to your plan, it is a contributory plan. Your contributions are usually made through payroll deductions and, in general, were taxed when they were made. Your contributions are *not* reportable when withdrawn (except for 401(k) Plans). Contributory plans also include employer contributions (if any) and earnings, which have not been taxed. Therefore, you must determine the reportable part of your distribution.

There are two methods of calculating the reportable amount: Three-Year Rule Method and General Rule Method. Complete Worksheet A below to determine which method you should use.

NOTE:

- ♦ If you received a distribution from a 401(k) Plan, see page 20 before continuing.
- ♦ If you made a withdrawal from an IRA, complete Worksheet C on page 21. **Do not use Worksheet A or B for an IRA withdrawal.**

Three-Year Rule Method. You can use the Three-Year Rule Method if:

- ♦ You will recover *all* your contributions within 36 months from the date you

Worksheet A
Which Pension Method to Use

1. Amount of pension you will receive during the first three years (36 months) from the date of the first payment 1. _____
2. Your contributions to the plan 2. _____
3. Subtract line 2 from line 1 3. _____
 - (a) If line 3 is “0” or more, *and* both you and your employer contributed to the plan, you can use the **Three-Year Rule Method**.
 - (b) If line 3 is less than “0,” or your employer did not contribute to the plan, you must use the **General Rule Method**.

(Keep for your records)

Worksheet B General Rule Method

- | | |
|--|------------|
| 1. Your previously taxed contributions to the plan | 1. _____ |
| 2. Expected return on contract* | 2. _____ |
| 3. Percentage excludable (Divide line 1 by line 2) | 3. _____ % |
| 4. Amount received this year | 4. _____ |
| 5. Amount excludable (Multiply line 4 by line 3) | 5. _____ |
| 6. Reportable amount (Subtract line 5 from line 4).
Enter here and on Line 22, Form NJ-1040NR | 6. _____ |

*The expected return on the contract is the amount receivable. If life expectancy is a factor under your plan, you must use federal actuarial tables to calculate the expected return. The federal actuarial tables are contained in the Internal Revenue Service's Publication 939, *General Rule for Pensions and Annuities*. Contact the IRS for this publication. If life expectancy is not a factor under your plan, the expected return is found by totaling the amounts to be received.

(Keep for your records)

receive your first payment from the plan; **and**

- ♦ Both you *and* your employer contributed to the plan.

When you use the Three-Year Rule Method, do not report your pension and annuity payments as income on Line 22 until you have recovered all of your contributions. Once you have recovered your contributions, the payments you receive are fully reportable and must be entered on Line 22. The amount reportable for New Jersey purposes will be different from the amount you report on your federal return when using this method, unless you retired on or before July 1, 1986.

General Rule Method. You must use the General Rule Method if:

- ♦ You will not recover your contributions within 36 months from the date you receive your first payment from the plan; or
- ♦ Your employer did not contribute to the plan.

When you use the General Rule Method, part of your pension is excludable and part is reportable every year. The excludable amount represents your contributions. Complete Worksheet B the year you receive your first pension payment. Keep Worksheet B for your records. You will need it to calculate your reportable

amount in future years. Recalculate the percentage on line 3 of the worksheet only if your annual pension payments decrease.

401(k) Plans. New Jersey's treatment of 401(k) Plan contributions changed on January 1, 1984. Beginning on that date, employee contributions were no longer taxed when earned.

- 1. Contributions made on or after January 1, 1984.** If all of your contributions were made on or after that date, your distributions are fully reportable unless your contributions exceeded the federal limit. If your contributions exceeded the federal limit, you must calculate the reportable portion of your distributions using one of the methods described under contributory plans.
- 2. Contributions made before January 1, 1984.** If you made contributions before that date, you must calculate the reportable portion of your distributions using one of the methods described under contributory plans.

Lump-Sum Distributions and Rollovers. When you receive a lump-sum distribution of the entire balance from a qualified employee pension, annuity, profit-sharing, or other plan, any amount that exceeds your previously taxed contributions must be included in your income in the year received. New Jersey has no provision for income averaging of

lump-sum distributions. Enter the reportable amount on Line 22, Column A.

If you roll over a lump-sum distribution from an IRA or a qualified employee pension or annuity plan into an IRA or other eligible plan, do not report the rollover on Line 22 if it qualifies for deferral for federal tax purposes. The amount rolled over (minus previously taxed contributions) will be reportable when it is withdrawn.

For more information, see Tax Topic Bulletin GIT-1, *Pensions and Annuities*.

Traditional IRAs

Your IRA consists of your contributions and earnings plus certain amounts rolled over from pension plans. In general, your contributions were taxed when you made them and are not reportable to New Jersey when withdrawn. The portion of your distribution that represents earnings is reportable. Earnings credited to your IRA, as well as tax-free rollovers, are not reportable until withdrawn.

Use Worksheet C on page 21 to calculate the reportable portion of your IRA withdrawal. Report the taxable amount on Line 22. If you made withdrawals from multiple IRAs, you can use a separate worksheet for each or combine all IRAs on one worksheet.

Lump-Sum Withdrawal. If you withdraw the total amount from an IRA, all the earnings and any amounts rolled over tax-free are reportable. You must report these amounts in the year you make the withdrawal.

Periodic Withdrawals. If you make withdrawals over a period of years, the part of the annual distribution that represents earnings is reportable. The amount reportable for New Jersey purposes may be different from the amount you report on your federal return.

Roth IRAs. Your contributions to a Roth IRA are reportable as part of your income when they are made. Distributions from a Roth IRA that meet the requirements of a "qualified distribution" are excludable. Do not include qualified distributions on Line 22, Column A, of Form NJ-1040NR.

Worksheet C - IRA Withdrawals 2018

Part I

1. **Value of IRA** on 12/31/18.
Include contributions made for the tax year from 1/1/19–4/15/19 1. _____
 2. **Total distributions from IRA during the tax year.** Do not include tax-free rollovers..... 2. _____
 3. **Total value of IRA.**
Add lines 1 and 2 3. _____
- Unrecovered Contributions:**
Complete **either** line 4a or 4b:
- 4a. **First year of withdrawal from IRA:**
Enter the total of IRA contributions that were previously taxed 4a. _____
 - 4b. **After first year of withdrawal from IRA:** Complete Part II. Enter amount of unrecovered contributions from Part II, line (g)* 4b. _____
5. **Accumulated earnings in IRA on 12/31/18.** Subtract either line 4a or 4b from line 3 5. _____
 6. Divide line 5 by line 3 and enter the result as a decimal 6. _____
 7. **Taxable portion of this year's withdrawal.**
Multiply line 2 by decimal amount on line 6.
Enter here and on Line 22, Column A, Form NJ-1040NR 7. _____

Part II—Unrecovered Contributions

(For Second and Later Years)

- (a) **Last year's unrecovered contributions.**
From line 4 of last year's worksheet * (a) _____
- (b) **Amount withdrawn last year.**
From line 2 of last year's worksheet (b) _____
- (c) **Taxable portion of last year's withdrawal.** From line 7 of last year's worksheet (c) _____
- (d) **Contributions recovered last year.** Subtract line (c) from line (b) (d) _____
- (e) **This year's unrecovered contributions.**
Subtract line (d) from line (a) (e) _____
- (f) **Contributions to IRA during current tax year.** Do not include tax-free rollovers (f) _____
- (g) **Total unrecovered contributions.**
Line (e) plus line (f). Enter here and on Part I, line 4b (g) _____

*If you did not complete a worksheet in prior year(s), skip Part II and calculate the amount of unrecovered contributions as follows:

- A. Determine the total amount of **withdrawal(s)** made from the IRA in previous years.
- B. Total the portion(s) of these previous year withdrawal(s) already reported as income on prior New Jersey tax returns.
- C. Subtract the amount of previous year withdrawals reported (B) from the total amount of previous year withdrawals (A).
This difference is the amount of contributions that have been *recovered* thus far.
- D. Subtract the amount of *recovered* contributions (C) from the *total* amount of contributions made to the IRA.
This is the amount of **unrecovered** contributions to enter on **line 4b** of **Part I**.

(Keep for your records)

A "qualified distribution" is one made after the five-year period beginning with the first tax year for which a contribution was made to the IRA, **and** that is:

1. Made on or after the date the individual reaches age 59½; or
2. Made to a beneficiary (or the individual's estate) after the individual's death; or
3. Made because the individual became disabled; or
4. Made as a qualified first-time home buyer distribution as defined by the Internal Revenue Code.

A distribution that is considered non-qualified for federal purposes is also considered nonqualified for New Jersey purposes.

A distribution of an allowable rollover contribution (or income earned on the amount rolled over) from an IRA other than a Roth IRA, is not a qualified distribution if it is made within the five-year period that begins with the year the rollover contribution was made.

If you received a nonqualified distribution, you must report the earnings on Line 22, Column A.

If you converted an existing IRA to a rollover Roth IRA during Tax Year 2018,

any amount from the existing IRA that would be reportable if withdrawn must be included on Line 22, Column A.

For more information, see Tax Topic Bulletin GIT-2, *IRA Withdrawals*, and Technical Bulletin TB-44.

COLUMN B

You will not enter an amount on Line 22, Column B because pension, annuity, and IRA withdrawal income is not taxable to nonresidents.

Line 23: Distributive Share of Partnership Income

COLUMN A

Complete Part III of Schedule NJ-BUS-1, Business Income Summary Schedule, and enter on Line 23, Column A, the amount from Line 4 of Part III. **If the amount on Line 4 is a loss, enter "0" on Line 23, Column A.** Enclose Schedule NJ-BUS-1 and a copy of Schedule NJK-1, Form NJ-1065, for each partnership with your return. If you did not receive a Schedule NJK-1, enclose a copy of the federal Schedule K-1 (see page 32).

COLUMN B

Enter the portion of the partnership income that comes from New Jersey sources. If zero, enter "0."

Do not include in Column B distributive share of partnership income that you received from a partnership, LLP, or LLC located in New Jersey if the business entity's only activity is the purchase, holding, or sale of intangible personal property, such as commodities or securities, and such intangible personal property is not held for sale to customers. You must include such partnership income in Column A.

Line 24: Net Pro Rata Share of S Corporation Income

COLUMN A

Complete Part IV of Schedule NJ-BUS-1, Business Income Summary Schedule, and enter on Line 24, Column A, the amount from Line 4 of Part IV. **If the amount on Line 4 is a loss, enter "0" on Line 24, Column A.** Enclose Schedule NJ-BUS-1 and a copy of Schedule NJ-K-1, Form CBT-100S, for each S corporation with your return. If you did not receive a Schedule NJ-K-1, enclose a copy of the federal Schedule K-1 (see page 32).

COLUMN B

Enter the portion of the net pro rata share of S corporation income that comes from New Jersey sources. If zero, enter "0."

Line 25: Alimony and Separate Maintenance Payments Received

COLUMN A

Enter any court-ordered alimony or separate maintenance payments you received. Do not include payments received for child support.

COLUMN B

You will not enter an amount on Line 25 Column B because alimony and separate maintenance payments are not taxable to nonresidents.

Line 26: Other

COLUMN A

Include the following income:

Amounts Received as Prizes and Awards. A prize won in a raffle, drawing, television or radio quiz show, contest, or any other event is reportable and must be included on Line 26, Column A. Any prizes or awards received in goods or services must be included as income at fair market value.

Income in Respect of a Decedent. If you had the right to receive income that the deceased person would have received had he or she lived, and it was not included on the decedent's final return, you must report the income on your own return when you receive it. Include the income on Line 26, and enclose a listing of each item of income.

Income From Estates and Trusts. If you are a beneficiary who received income from an estate or trust, include the Total Distribution from Schedule NJK-1, Form NJ-1041. If you did not receive a Schedule NJK-1, net the items listed on the federal K-1, and include the total on Line 26. Interest, dividends, capital gains, business or partnership income, etc., as listed on the federal K-1(s) must be adjusted to reflect New Jersey tax law. Include income that is not subject to federal income tax but is subject to New Jersey Income Tax, such as interest from and losses on the disposition of obligations of states and their political subdivisions, other than New Jersey and its political subdivisions. Exclude income and losses not subject

to New Jersey tax, such as gains on New Jersey tax-exempt securities.

New Jersey and federal depreciation and expense deduction limits are different. Complete the Gross Income Tax Depreciation Adjustment Worksheet GIT-DEP to determine the income reportable in the various net income categories.

Enclose a copy of the NJK-1(s) or federal K-1(s).

If the income from a grantor trust is reportable by or taxable to the grantor for federal purposes, it also is taxable to the grantor for New Jersey purposes. The grantor must report interest, capital gains, business income, etc., in the categories of income as required for New Jersey purposes and not as income from Estates and Trusts. Enclose a copy of the New Jersey or federal Grantor Trust Attachment.

For more information, see Tax Topic Bulletin GIT-12, *Estates and Trusts*.

Scholarships and Fellowship Grants are taxable and must be included on Line 26, Column A, unless they meet **all** of the following conditions:

1. The primary purpose of the grant is to further the recipient's education or training; and
2. The grant does not represent payments for past, present, or future services or payments for services that are subject to the direction or supervision of the grantor (e.g., a fellowship given in exchange for teaching); and
3. The grant is not for the benefit of the grantor.

Residential Rental Value or Allowance Paid by Employer. Include on Line 26, Column A, either the rental value of a residence provided by an employer or the rental allowance paid by an employer to provide a home. The rental value of the residence is excludable and should not be reported if:

1. The lodging is provided on the business premises of the employer; and
2. The lodging is furnished for the convenience of the employer; and

3. The employee is required to accept such lodging as a condition of employment.

Other. Include on Line 26, Column A any taxable income for which a place has not been provided somewhere else on the return. Income from both legal and illegal sources is subject to tax.

COLUMN B

Enter the portion of your other income that comes from New Jersey sources. If zero, enter "0."

Amounts Received as Prizes and Awards.

Do not include in Column B a prize won in a raffle, drawing, television or radio quiz show, or contest. You must include such amounts in Column A.

Income From Estates and Trusts. Include on Line 26 the Total New Jersey Source Income Distributed reported on Schedule NJK-1, Form NJ-1041. If a Schedule NJK-1 was not received, include on Line 26 the net of the New Jersey source income listed on the federal Schedule K-1 form. Do not include in Column B income you receive from an estate or trust if the estate or trust received such income from a business entity (i.e., sole proprietorship, partnership, LLP, or LLC) located in New Jersey and the only activity of the business entity is the purchase, holding, or sale of intangible personal property, such as commodities or securities, and such intangible personal property is not held for sale to customers. You must include such income in Column A.

Line 27: Total Income

COLUMN A

Add Lines 15–26, Column A, and enter the total on Line 27, Column A.

COLUMN B

Add Lines 15–26, Column B, and enter the total on Line 27, Column B.

Line 28a: Pension Exclusion

COLUMN A

New for 2018 For Tax Year 2018, you may be eligible for an exclusion of up to \$60,000 (filing status married/CU couple,

filing jointly), \$45,000 (filing status single, head of household or qualifying widow(er)/surviving CU partner), or \$30,000 (filing status married/CU partner, filing separately).

You qualify for the pension exclusion if:

- ♦ You (and/or your spouse if filing jointly) were 62 or older or disabled as defined by Social Security guidelines on the last day of the tax year; **and**
- ♦ Your income on Line 27, Column A, is \$100,000 or less. (Part-year nonresidents, use income for the entire year. See page 4.)

NOTE: If the amount on Line 27, Column A, is more than \$100,000, you are not eligible for the pension exclusion. You may still be eligible for a special exclusion of up to \$6,000. See the instructions for Line 28b to determine if you qualify.

If you qualify for the pension exclusion, you can exclude all or a part of the income you received during the year from taxable pensions, annuities, and IRA withdrawals. You can exclude up to the maximum amount for your filing status (see Maximum Pension Exclusion chart below).

Enter on Line 28a, Column A, the *lesser* of:

Amount from Line 22, Column A _____

Amount for your filing status from chart below _____

Part-year nonresidents, see page 4.

When you and your spouse file a joint return and only one of you is 62 or older or disabled, you can still claim the maximum pension exclusion. However, you can exclude only the pension, annuity, or

IRA withdrawal of the spouse who is 62 or older or disabled.



If you and/or your spouse were 62 or older on the last day of the tax year and did not use your maximum pension exclusion, you may still qualify for other income exclusions on Line 28b. Part-year nonresidents, see page 4.

COLUMN B

You will not enter an amount on Line 28a, Column B because pension, annuity, and IRA withdrawal income is not taxable to nonresidents.

Line 28b: Other Retirement Income Exclusion

If you (and/or your spouse if filing jointly) were 62 or older on the last day of the tax year, you may qualify to exclude other income on Line 28b. There are two parts to the total exclusion. Part I is the unclaimed portion of your pension exclusion. Part II is a special exclusion for taxpayers who cannot receive Social Security or Railroad Retirement benefits. Each part has different eligibility requirements. Use Worksheet D on page 24 to calculate your total exclusion. If you were a part-year nonresident, do not complete the worksheet (see page 4).

I. Unclaimed Pension Exclusion. You qualify to use the unclaimed portion of your pension exclusion on Line 28b if:

- ♦ You (and/or your spouse if filing jointly) were 62 or older on the last day of the tax year; **and**
- ♦ Your income on Line 27 is \$100,000 or less (part-year nonresidents, use income for the entire year); **and**

Maximum Pension Exclusion	
Amount:	For Filing Status:
\$60,000	Married/CU couple, filing joint return
\$45,000	Single Head of household Qualifying widow(er)/surviving CU partner
\$30,000	Married/CU partner, filing separate return

Worksheet D
Other Retirement Income Exclusion
Age Requirement: 62 or older

Part-year nonresidents, do **not** complete this worksheet. (See instructions on page 4.)

Part I – Unclaimed Pension Exclusion

Is income on Line 27, Column A, NJ-1040NR **MORE than \$100,000?**

- Yes. Do not complete Part I. Enter “0” on line 8 and continue with Part II.
- No. Continue with line 1.

1. Enter the amount from Line 15, Col. A, NJ-1040NR 1. _____
2. Enter the amount from Line 18, Col. A, NJ-1040NR 2. _____
3. Enter the amount from Line 23, Col. A, NJ-1040NR 3. _____
4. Enter the amount from Line 24, Col. A, NJ-1040NR 4. _____
5. Add lines 1, 2, 3, and 4 5. _____

Is the amount on line 5 MORE than \$3,000?

- Yes. Enter “0” on line 8 and continue with Part II.
- No. Continue with line 6.

6. **Enter: if your filing status is:**
 \$60,000 Married/CU couple, filing joint return
 \$45,000 Single; Head of household; Qualifying widow(er)/
 surviving CU partner
 \$30,000 Married/CU partner, filing separate return 6. _____
7. Enter amount from Line 28a, Column A, NJ-1040NR 7. _____
8. Unclaimed Pension Exclusion. Subtract line 7 from line 6.
 If zero, enter “0.” Continue with Part II 8. _____

Part II – Special Exclusion

9a. Are you (and/or your spouse if filing jointly) now receiving, or will you (and/or your spouse if filing jointly) ever be eligible to receive Social Security or Railroad Retirement Benefits?

- No — Continue with item 9b
- Yes — Enter “0” on line 9 and continue with line 10

9b. Would you (and your spouse if filing jointly) be receiving or ever be eligible to receive Social Security or Railroad Retirement Benefits if you had participated in either program?

- No — Enter “0” on line 9 and continue with line 10
- Yes — Enter on line 9 the amount of exclusion for your filing status shown below and continue with line 10

- Enter: if your filing status is:**
 \$ 6,000 Married/CU couple, filing joint return; Head of household;
 Qualifying widow(er)/surviving CU partner
 \$ 3,000 Single; Married/CU partner,
 filing separate return 9. _____

10. **Your Other Retirement Income Exclusion**
 Add lines 8 and 9. Enter here and on Line 28b,
 Column A and Column B, NJ-1040NR..... 10. _____

(Keep for your records)

- ♦ Your income from wages, net profits from business, distributive share of partnership income, and net pro rata share of S corporation income totals \$3,000 or less; **and**
- ♦ You did not use the maximum pension exclusion for your filing status on Line 28a.

II. Special Exclusion for Taxpayers Who Cannot Receive Social Security or Railroad Retirement Benefits. If you qualify, you can claim this benefit whether or not you use your maximum pension exclusion. You qualify for this additional exclusion if:

- ♦ You (and/or your spouse if filing jointly) were 62 or older on the last day of the tax year; **and**
- ♦ You (and your spouse if filing jointly) cannot receive Social Security or Railroad Retirement benefits, but you would have been eligible for benefits if you had fully participated in either program.

NOTE: If you file a joint return and only one of you is 62 or older, you can claim the full exclusion. However, only the income of the person who is age 62 or older can be excluded.

For more information, see Tax Topic Bulletin GIT-1, *Pensions and Annuities*.

Line 28c: Total Exclusion Amount

COLUMN A

Add Lines 28a and 28b, Column A, and enter the total on Line 28c, Column A.

COLUMN B

Enter on Line 28c, Column B, the amount from Line 28b, Column B.

Line 29: Gross Income

COLUMN A

Subtract Line 28c, Column A, from Line 27, Column A, and enter the result on Line 29, Column A. If zero or less, enter “0.”

Required to File a Return

If your income on Line 29 is more than \$20,000 (\$10,000 if your filing status is

single or married/CU partner filing separate return), continue with Line 30.

Not Required to File a Return

If your income for the entire year is *not* more than \$20,000 (\$10,000 if your filing status is single or married/CU partner filing separate return), you have no tax liability to New Jersey and are not *required* to file a return.

Even if you have no tax liability, you need to file to claim a refund if you:

- ♦ Had New Jersey Income Tax withheld; or
- ♦ Paid estimated taxes.

Enter zero on Lines 38 and 39 and complete the return.

If you were a New Jersey resident for any part of the year, see “Part-Year Nonresidents” on page 4.

Withholding Exemption. If you expect to have no New Jersey Income Tax liability for 2019, complete Form NJ-W4 and give it to your employer to claim an exemption from withholding.

COLUMN B

Subtract Line 28c, Column B, from Line 27, Column B, and enter the result on Line 29, Column B. If zero or less, enter “0.”

Line 30: Gross Income

COLUMN A

Enter on Line 30, Column A, the gross income from Line 29, Column A.

COLUMN B

Enter on Line 30, Column B, the gross income from Line 29, Column B.

Exemptions and Deductions (Lines 31–37)

New Jersey allows deductions only for:

- ♦ Personal exemptions (Line 31);
- ♦ Certain medical expenses (Line 32);
- ♦ Qualified Archer medical savings account (MSA) contributions (Line 32);
- ♦ Health insurance costs of the self-employed (Line 32);
- ♦ Alimony and separate maintenance payments (Line 33);
- ♦ Qualified conservation contributions (Line 34);
- ♦ A Health Enterprise Zone deduction for taxpayers who own a qualified medical or dental practice (Line 35); and
- ♦ An alternative business calculation adjustment for taxpayers with business losses (Line 36).

No deduction is allowed for adjustments taken on the federal return such as

employee business expenses, IRA contributions, and Keogh Plan contributions. However, you should keep records of all contributions to IRAs and Keogh Plans. You will need this information when you make withdrawals. Part-year nonresidents, see page 4.

Line 31: Total Exemption Amount

Calculate your total exemption amount as follows (part-year nonresidents, see page 4):

From Line 13a _____ × \$1,000 = _____

From Line 13b _____ × \$1,500 = _____

From Line 13c _____ × \$3,000 = _____

Total Exemption Amount _____

Enter the number of exemptions from Line 13a. Multiply the number by \$1,000 and enter the result.

Enter the number of exemptions from Line 13b. Multiply the number by \$1,500 and enter the result.

Enter the number of exemptions from Line 13c. Multiply the number by \$3,000 and enter the result.

Add the exemption amounts calculated above and enter the total on Line 31.

Line 32: Medical Expenses

You can deduct certain medical expenses that you paid during the year for yourself, your spouse or domestic partner, and your dependents. However, you cannot deduct expenses for which you were reimbursed. Only expenses that exceed 2% of your income can be deducted. You also can deduct qualified Archer MSA contributions and certain health insurance costs if you are self-employed. Use Worksheet E to calculate your deduction.

Allowable Medical Expenses. *Medical expenses* means nonreimbursed payments for costs such as:

- ♦ Physicians, dental, and other medical fees;
- ♦ Prescription eyeglasses and contact lenses;
- ♦ Hospital care;
- ♦ Nursing care;

**Worksheet E
Deduction for Medical Expenses**

1. Total nonreimbursed medical expenses 1. _____
2. Enter Line 30, Column A, Form NJ-1040NR _____ × .02 = 2. _____
3. Medical Expenses Deduction. Subtract line 2 from line 1 and enter result here. If zero or less, enter zero 3. _____
4. Enter the amount of your qualified Archer MSA contributions from federal Form 8853 4. _____
5. Enter the amount of your self-employed health insurance deduction 5. _____
6. **Total Deduction for Medical Expenses.** Add lines 3, 4, and 5. Enter the result here and on Line 32, Form NJ-1040NR. If zero, enter zero here and make no entry on Line 32, Form NJ-1040NR 6. _____

(Keep for your records)

- ♦ Medicines and drugs;
- ♦ Prosthetic devices;
- ♦ X-rays and other diagnostic services conducted by or directed by a physician or dentist;
- ♦ Amounts paid for transportation primarily for and essential to medical care;
- ♦ Insurance (including amounts paid as premiums under Part B of Title XVIII of the Social Security Act, relating to supplementary medical insurance for the aged) covering medical care.

In general, medical expenses allowed for federal tax purposes are allowed for New Jersey purposes.

NOTE: Do not include on line 1, Worksheet E

- ♦ Contributions you made to an Archer MSA or any amounts paid or disbursed from an Archer MSA that have been excluded from income; or
- ♦ Any amounts taken as a deduction for the health insurance costs of the self-employed.

Archer MSA Contributions. New Jersey follows the federal rules for deducting qualified Archer MSA contributions. Your contribution cannot be more than 75% of the amount of your annual health plan deductible (65% if you have a self-only plan). Enclose federal Form 8853 with your return. Excess contributions that you withdraw before the due date of your tax return are not taxable. However, you must report the earnings associated with the excess contributions you withdraw as wages on Line 15, Column A and Column B.

Self-Employed Health Insurance Deduction. If you are considered self-employed for federal tax purposes, or you received wages in 2018 from an S corporation in which you were a more-than-2% shareholder, you can deduct the amount you paid during the year for health insurance for yourself, your spouse or domestic partner, and your dependents. Your deduction cannot be more than the amount of your earned income, as defined for federal tax purposes, from the business under which the insurance plan was established. You cannot deduct amounts

paid for health insurance coverage for any month that you were eligible to participate in any subsidized health plan maintained by your (or your spouse's or domestic partner's) employer.

NOTE: For federal purposes you may be able to deduct amounts paid for health insurance for any child of yours who was under age 27 at the end of 2018. However, for New Jersey purposes you can deduct these amounts only if the child was your dependent. For more information see Technical Advisory Memorandum TAM 2011-14.

Line 33: Alimony and Separate Maintenance Payments

Enter any court-ordered alimony and separate maintenance payments you made. Do not include payments for child support.

Line 34: Qualified Conservation Contributions

Enter any contribution you made for conservation purposes of a qualified real property interest in property located in New Jersey. The deduction is the amount of the contribution allowed as a deduction in calculating your taxable income for federal purposes. If you file federal Form 8283, enclose a copy.

Line 35: Health Enterprise Zone Deduction

If you provide primary care services in a qualified medical or dental practice you own that is located in or within five miles of a designated Health Enterprise Zone (HEZ), you may be able to deduct a percentage of the net income from that practice. See Technical Bulletin TB-56 for eligibility requirements and instructions for calculating the HEZ deduction.

If you are a partner in a qualified practice, enter on Line 35 the HEZ deduction from Part III of the Schedule NJK-1, Form NJ-1065, you received from the practice. If you are an S corporation shareholder in a qualified practice, enter the HEZ deduction from Part V of the Schedule NJ-K-1,

Form CBT-100S, you received from the practice.

If you are a sole proprietor who owns a qualified practice, you must determine your allowable HEZ deduction each year. Enclose a schedule with your return showing how you calculated the HEZ deduction.

NOTE: Do not claim unreimbursed medical expenses, health insurance premiums, or other personal or business expenses as a deduction on this line.

Line 36: Alternative Business Calculation Adjustment

If you completed Schedule NJ-BUS-1 and had a loss on Line 4 of either Part I, II, III, or IV, you may be eligible for an income adjustment. You also may be eligible if you had a loss carryforward on Schedule NJ-BUS-2 from a prior year. Complete Schedule NJ-BUS-2, Alternative Business Calculation Adjustment. Enter on Line 36 the amount from Schedule NJ-BUS-2, Line 11.

Enclose Schedule NJ-BUS-2 with your return, and keep a completed copy for your records. **You may need the information from this schedule to complete future returns.**

Line 37: Total Exemptions and Deductions

Add Lines 31 through 36 and enter the total on line 37.

Line 38: Taxable Income

Subtract Line 37 from Line 30, Column A, and enter the result on Line 38. If Line 38 is zero or less, enter "0."

Line 39: Tax on Amount on Line 38

Calculate your tax using one of the following methods:

Tax Table. If Line 38 is less than \$100,000, you can use the New Jersey Tax Table on page 34 or the New Jersey Tax Rate Schedules on page 43 to find your tax. When using the tax table, make sure you use the correct column. Enter your tax amount on Line 39.

Tax Rate Schedules. If Line 38 is \$100,000 or more you must use the New Jersey Tax Rate Schedules on page 43. Use the correct schedule for your filing status. Enter your tax amount on Line 39.

Line 40: Income Percentage

To calculate your income percentage, divide the amount on Line 30 in Column B by the amount on Line 30 in Column A.

Carry your result to four decimal places. For example, if the amounts used were \$20,000 (Line 30, Column B) divided by \$30,000 (Line 30, Column A), the result would be 66.67% or .6667. In certain situations the income percentage can be more than 100%.

NOTE: The income percentage can exceed 100%. For example, a taxpayer realizes a \$50,000 gain from the sale of real property in New Jersey and sustains a \$10,000 loss from the sale of property in Florida. This nonresident (who has no other income) reports \$40,000 as his/her income from everywhere (Column A) and \$50,000 as income from New Jersey sources (Column B). The income percentage is 125% (or 1.25) calculated as follows: \$50,000 (Line 30, Column B) divided by \$40,000 (Line 30, Column A).

Line 41: New Jersey Tax

Multiply the amount on Line 39 by the income percentage on Line 40, and enter the result on Line 41. This is your New Jersey tax.

Line 42: Sheltered Workshop Tax Credit

Enter your Sheltered Workshop Tax Credit for the current year from Part IV, line 12 of Form GIT-317. Enclose Form GIT-317 with your return.

Line 43: Balance of Tax

Subtract Line 42 from Line 41 and enter the result on Line 43.

Line 44: Gold Star Family Counseling Credit

New for 2018 If you are a mental health care professional who provided counseling through the Gold Star Family Counseling program, complete the following calculation to determine the amount of your credit:

1. Enter the number of hours of counseling you provided through the program.....
2. Enter the TRICARE rate for the service.....
3. Multiply line 1 by line 2. Enter this amount on Line 44.....

Line 45: Balance of Tax After Credits

Subtract Line 44 from Line 43 and enter the result on Line 45.

Line 46: Penalty for Underpayment of Estimated Tax

New Jersey's Income Tax is a "pay-as-you-go" tax. You must pay the tax as you earn or receive income throughout the year. If you do not pay enough tax on your income, you may owe interest (see "Estimated Tax" on page 10).

To calculate the amount of interest for the underpayment of estimated tax, complete Form NJ-2210, Underpayment of Estimated Tax by Individuals, Estates or Trusts. Enter on Line 46 the amount of interest due from line 19, Form NJ-2210. Check the box at Line 46 and enclose Form NJ-2210 with your return.

Line 47: Total Tax and Penalty

Add Lines 45 and 46 and enter the total on Line 47.

Line 48: Total New Jersey Income Tax Withheld

Enter the total New Jersey Income Tax withheld as shown on your W-2, W-2G, and/or 1099 statement(s). These statements

must include your Social Security number. If your Social Security number is missing or incorrect, you must get a corrected statement from your employer/payer. If you have not received a W-2 or 1099 form by February 15, or if the form you received is incorrect, contact your employer/payer immediately.

Form W-2. Your W-2 must show the amount of New Jersey tax withheld. The "State" box must indicate that the tax withheld was for New Jersey. (See Boxes 15 and 17 on the sample W-2 on page 16.) **Enclose the State copy of each W-2 and/or W-2G.**

Do not include New Jersey unemployment insurance/workforce development partnership fund/supplemental workforce fund contributions (UI/WF/SWF), New Jersey disability insurance contributions (DI), or New Jersey family leave insurance contributions (FLI). These are **not** Income Tax withholdings.

See instructions for Lines 51, 52, and 53 for information on excess UI/WF/SWF, DI, and/or FLI contributions.

Form 1099. If your 1099-R or 1099-MISC shows New Jersey Income Tax withholdings, enclose the State copy with your return.

Schedule NJK-1, Form NJ-1065. Do not include tax paid on your behalf by partnership(s) on this line. Report these amounts in Part III of Schedule NJ-BUS-1.

NOTE: Do not include estimated payments made in connection with a sale or transfer of real property in New Jersey. Report on Line 49.

Line 49: New Jersey Estimated Payments/Credit From 2017 Tax Return

Enter the total of:

- Estimated tax payments made for 2018. Include payments made in connection with the sale or transfer of real property in New Jersey. Enclose a copy of form GIT/REP-1, Nonresident Seller's Tax Declaration, with the return. (See "Estimated Tax" on page 10.);

- Credit applied from your 2017 tax return;*
- Amount paid with your application for an extension;
- Payments made by an S corporation on behalf of a nonresident/nonconsenting shareholder. Enclose a copy of Form NJ-1040-SC.

*This is the amount you chose to carry forward on Line 54A of your 2017 NJ-1040NR. If you received a refund for 2017, do not enter the amount of that refund on Line 49.

Payments Made Under Another Name or Social Security Number. If you changed your name (marriage, divorce, etc.), and you made estimated tax payments using your former name, enclose a statement explaining all the payments you and/or your spouse made for 2018 and the name(s) and Social Security number(s) under which you made payments.

If your spouse died during the year and amounts were paid/credited under both your Social Security numbers, enclose a statement listing the Social Security numbers and the amounts submitted under each.

Schedule NJK-1, Form NJ-1065. Do not include tax paid on your behalf by partnership(s) on this line. Report these amounts in Part III of Schedule NJ-BUS-1.

Line 50: Tax Paid on Your Behalf by Partnership(s)

Enter the total amount of New Jersey Income Tax paid on your behalf by partnership(s) as shown on:

- Schedule NJ-BUS-1, Part III, line 5, total share of tax paid on your behalf by partnerships;
- Schedule NJK-1 (Form NJ-1041), Part II, tax paid by partnerships and distributed;
- Schedule NJK-1 (Form NJ-1041), Part III, tax paid by partnerships on behalf of trust.

Enclose a copy of Schedule NJK-1 (Form NJ-1065) for each partnership that paid tax on your behalf, and a copy of

Schedule NJK-1 (Form NJ-1041) for each estate or trust that distributed tax paid by partnership(s) to you for which you are claiming a credit.

UI/WF/SWF; DI; FLI Credits (Lines 51–53)

You can take credit for excess unemployment insurance(UI)/workforce development partnership fund(WF)/supplemental workforce fund (SWF) contributions, disability insurance (DI) contributions, and/or family leave insurance (FLI) contributions withheld by two or more employers. The maximum employee contributions were:

- UI/WF/SWF — \$143.23;
- DI — \$64.03;
- FLI — \$33.33.

If you had two or more employers and you contributed more than the maximum amount(s), you must enclose a completed Form NJ-2450 with your return to claim the credit. If you had only *one* employer, you cannot file Form NJ-2450. If any single employer withheld more than the maximum amount(s), you must contact that employer for a refund.

To claim this credit on your NJ-1040NR, all information on Form NJ-2450 **must** be substantiated by W-2 statements or the claim will be denied. The amounts of UI/WF/SWF contributions, DI contributions, and FLI contributions withheld must be reported separately on all W-2 statements. The employer's New Jersey taxpayer identification number or approved private plan number also must be shown. (See sample W-2 on page 16.)

If your Income Tax credit is denied because **all** New Jersey Department of Labor and Workforce Development requirements are not met, you must re-file your claim using their Form UC-9A, "Employee's Claim for Refund of Excess Contributions." Also see the instructions for Form NJ-2450.

Line 51: Excess New Jersey UI/WF/SWF Withheld

Enter the excess UI/WF/SWF contributions withheld from Line 4 of Form

NJ-2450. Enclose Form NJ-2450 with your return.

Line 52: Excess New Jersey Disability Insurance Withheld

Enter the excess DI contributions withheld from Line 5 of Form NJ-2450. Enclose Form NJ-2450 with your return.

Line 53: Excess New Jersey Family Leave Insurance Withheld

Enter the excess FLI contributions withheld from Line 6 of Form NJ-2450. Enclose Form NJ-2450 with your return.

Line 54: Total Payments/Credits

Add Lines 48 through 53 and enter the total on Line 54.

Amount You Owe or Overpayment (Lines 55 and 56)

Compare Lines 54 and 47.

- If Line 54 is less than Line 47, you have a balance due. Complete Line 55.
- If Line 54 is more than Line 47, you have an overpayment. Complete Line 56.

Line 55: Amount You Owe

Subtract Line 54 from Line 47 and enter the result on Line 55.

If you have a balance due, you can make a donation on Lines 57B, 57C, 57D, 57E, 57F and/or 57G, by adding that amount to your payment.

You can pay your 2018 New Jersey taxes by check or money order, electronic check (e-check), or credit card (Visa, American Express, MasterCard, or Discover). **See "How to Pay" on page 8.**

NOTE: If the amount on Line 55 is more than \$400, you may want to increase your estimated payments or contact your employer for Form NJ-W4 to increase your withholdings.

Line 56: Overpayment

Subtract Line 47 from Line 54 and enter the result on Line 56.

Line 57A: Credit to Your 2019 Tax

Enter the amount of your overpayment that you want to credit to your 2019 tax liability.

**Contributions
(Lines 57B–57G)**

Whether you have an overpayment or a balance due, you can make a donation to any of the following funds:

- ♦ Endangered Wildlife Fund;
- ♦ Children’s Trust Fund;
- ♦ Vietnam Veterans’ Memorial Fund;
- ♦ Breast Cancer Research Fund;
- ♦ *U.S.S. New Jersey* Educational Museum Fund.

You also can make a donation to one of the following funds on Line 57G.

- ♦ Drug Abuse Education Fund (01);
- ♦ Korean Veterans’ Memorial Fund (02);
- ♦ Organ and Tissue Donor Awareness Education Fund (03);
- ♦ NJ-AIDS Services Fund (04);
- ♦ Literacy Volunteers of America – New Jersey Fund (05);
- ♦ New Jersey Prostate Cancer Research Fund (06);
- ♦ World Trade Center Scholarship Fund (07);
- ♦ New Jersey Veterans Haven Support Fund (08);
- ♦ Community Food Pantry Fund (09);
- ♦ Cat and Dog Spay/Neuter Fund (10);
- ♦ New Jersey Lung Cancer Research Fund (11);
- ♦ Boys and Girls Clubs in New Jersey Fund (12);
- ♦ NJ National Guard State Family Readiness Council Fund (13);
- ♦ American Red Cross – NJ Fund (14);
- ♦ Girl Scouts Councils in New Jersey Fund (15);
- ♦ Homeless Veterans Grant Fund (16);

- ♦ The Leukemia & Lymphoma Society – New Jersey Fund (17);
 - ♦ Northern New Jersey Veterans Memorial Cemetery Development Fund (18);
 - ♦ New Jersey Farm to School and School Garden Fund (19);
 - ♦ Local Library Support Fund (20);
 - ♦ ALS Association Support Fund (21);
 - ♦ Fund for the Support of New Jersey Nonprofit Veterans Organizations (22);
 - ♦ New Jersey Yellow Ribbon Fund (23);
- New for 2018**
- ♦ Autism Programs Fund (24);
 - ♦ Boy Scouts Councils in New Jersey Fund (25);
 - ♦ NJ Memorials to War Veterans Maintenance Fund (26);
 - ♦ Jersey Fresh Program Fund (27);
 - ♦ NJ World War II Veterans’ Memorial Fund (28).

More information on the charitable funds is available on our website at www.njtaxation.org. See “Charitable Funds” under “Individuals.”

To make a donation, check the appropriate box(es) or enter the amount you want to contribute.

If you are making a donation on Line 57G, also enter the code number (01, 02, 03, etc.) for the fund of your choice.

The amount you donate will reduce your refund or increase your balance due. Be sure to enter an amount when making a contribution.

If you are making a donation on Line 57B, 57C, 57D, 57E, 57F, and/or 57G, and you have a balance due, increase the amount of your payment by the amount you want to contribute. If you are paying your tax due by check or money order and including a donation, your check or money order must be made out to “State of New Jersey – TGI,” not to the charity or charities you selected. Your donation will be deposited in the appropriate fund(s) when your return is processed.

Line 58: Total Deductions From Overpayment

Add Lines 57A through 57G and enter the total on Line 58.

Line 59: Refund

Subtract Line 58 from Line 56 and enter the total on Line 59. This is the amount of your refund.

Part I: Disposition of Property (Lines 60–63)

Report your capital gains and income from the sale or exchange of any property (both inside and outside New Jersey). You can deduct expenses of the sale and your basis in the property. The basis to be used for calculating gain or loss is the cost or adjusted basis used for federal income tax purposes.

If you sold or transferred real property in New Jersey and were required to make estimated tax payments in connection with the sale or transfer, be sure to include such payments on Line 49. Enclose a copy of Form GIT/REP-1, Nonresident Seller’s Tax Declaration, with the return.

NOTE: Certain gains or losses from the disposition of property owned by a business (sole proprietorship, partnership, or S corporation) or an estate or trust must be reported in other income categories on Form NJ-1040NR — not in Part I, Disposition of Property. See “Gains/Losses to be Reported on Other Lines” on page 30 before you complete Part I.

New Jersey and federal depreciation and expense deduction limits are different. A New Jersey depreciation adjustment may be required for assets placed in service on or after January 1, 2004. Complete the Gross Income Tax Depreciation Adjustment Worksheet GIT-DEP to calculate the adjustment.

If you had an interest in a partnership, sole proprietorship, or S corporation that sold or disposed of virtually all of its assets in conjunction with the **complete liquidation** of the entity, then you must report your portion of the gain or loss

from the sale or disposition of those assets in Part I.

If you sold an interest in a partnership, a sole proprietorship, or rental property, you may be required to use a New Jersey adjusted basis. If you sold shares in an S corporation, you **must** use your New Jersey adjusted basis. You must report the gain or loss from your sale or liquidation of a sole proprietorship, a partnership interest, or shares of S corporation stock in Part I.

For information on calculating your New Jersey adjusted basis and your New Jersey reportable gain or loss, refer to rules [N.J.A.C. 18:35-1\(c\)\(5\)](#) (trade or business property), [18:35-1.3\(d\)\(2\)](#) (partnerships), or [18:35-1.5\(k\)](#) (S corporations) and Tax Topic Bulletins GIT-9P, *Income From Partnerships*, or GIT-9S, *Income From S Corporations*.

All gains from installment sales must be reported in the same year as they are reported for federal purposes. If the New Jersey basis is different from the federal basis, you must make a New Jersey installment sale calculation and report the New Jersey gain.

If you need more space, enclose a statement with the return listing any additional transactions.

Sale of a Principal Residence. If you sold your principal residence, you may qualify to exclude all or part of the gain from your income. Capital gain is calculated the same way as for federal purposes. Any amount that is taxable for federal purposes is taxable for New Jersey purposes.

1. You can exclude up to \$250,000 of the gain if you met **all** of the following requirements:
 - ♦ **Ownership Test:** You owned the home for at least 2 years during the 5-year period ending on the date of the sale.
 - ♦ **Use Test:** You lived in the home as your principal residence for at least 2 years during the 5-year period ending on the date of the sale.

- ♦ During the 2-year period ending on the date of the sale, you did not exclude gain from the sale of another home.

2. If you are filing a joint return, you can exclude up to \$500,000 of the gain if:

- ♦ Either you or your spouse met the Ownership Test; **and**
- ♦ **Both** you and your spouse met the Use Test; **and**
- ♦ During the 2-year period ending on the date of the sale, neither you nor your spouse excluded gain from the sale of another home.

If only one spouse met the Ownership and Use Tests, that qualified spouse can exclude up to \$250,000 of the gain.

3. You can claim a reduced exclusion for New Jersey purposes if, during the 5-year period ending on the date of sale:

- ♦ You owned and used the property as your principal residence for less than 2 years, and you qualify for a reduced federal exclusion; or
- ♦ You used the exclusion within 2 years of the sale of your principal residence, and you qualify for a reduced federal exclusion.

In both cases, the sale must have been due to: a change in place of employment, health, or unforeseen circumstances.

Gains/Losses to be Reported on Other Lines. If you had a gain or loss from the disposition of property owned by a business or an estate or trust, *do not report it in Part I: Disposition of Property*. Your portion of the gain or loss from these sources will be included as follows:

- ♦ **Sole proprietorship:** Schedule NJ-BUS-1, Part I.
- ♦ **Partnership:** Schedule NJ-BUS-1, Part III.
- ♦ **S Corporation:** Schedule NJ-BUS-1, Part IV.

- ♦ **Estate or Trust:** Form NJ-1040NR, Line 26 (Grantor Trusts, see the instructions for Line 26).

Line 60: List of Transactions

List any reportable transaction(s) from your federal Schedule D, indicating the gain or loss for each transaction in Column f. In listing the gain or loss on disposition of rental property, you must take into consideration the New Jersey adjustment from Worksheet GIT-DEP, Part 1, line 6.

There is no distinction between active and passive losses for New Jersey purposes. You cannot carry back or carry forward such losses when reporting income on Form NJ-1040NR. You can deduct federal passive losses in full in the year incurred against any gain within the **same category** of income, but only in the year that it occurred.

Line 61: Capital Gains Distributions

Enter your capital gains distributions from Form 1099-DIV(s) or similar statement(s). Do not include capital gains from a "New Jersey Qualified Investment Fund" that are attributable to qualified exempt obligations or gains from mutual funds to the extent attributable to federal obligations. For information on "New Jersey Qualified Investment Funds," see page 17.

Line 62: Other Net Gains

Enter the net gains or income less net losses from disposition of property not included on Line 60 or 61 of Part I.

Line 63: Net Gains

Enter the total of the amounts listed on Line 60, Column f and Lines 61 and 62, netting gains with losses. If the netted amount is a loss, enter "0." Also enter this amount on Line 19, Column A. On Line 19, Column B, enter the portion of this amount that is derived from New Jersey sources.

Part II: Allocation of Wage and Salary Income (Lines 64–70)

Part II must be completed by nonresidents who have wage/salary income earned partly inside and partly outside New Jersey who cannot readily determine the amount of wage/salary income from New Jersey.

Do not use Part II if your wage/salary income is based on volume (the amount of sales or amount of business transacted). Instead, see the instructions for Line 15, Column B, on page 17.



Check the box at Line 15 if you complete this section.

Line 64: Amount to be Allocated

Enter the amount reported at Line 15, Column A, that was earned partly inside and partly outside New Jersey.

Line 65: Total Days

Full-year nonresidents, enter 365 (366 for leap years). Part-year nonresidents, see page 4.

Line 66: Nonworking Days

Enter the total number of nonworking days (Saturdays, Sundays, holidays, sick leave, vacation, etc.) during the tax year covered by this return.

Line 67: Total Days Worked

Subtract Line 66 from Line 65 and enter the result on Line 67. This is the total number of days worked during the tax year covered by this return.

Line 68: Days Worked Outside New Jersey

Enter the number of days worked outside New Jersey during the tax year covered by this return.

Line 69: Days Worked in New Jersey

Subtract Line 68 from Line 67 and enter the result on Line 69. This is the number of days you worked in New Jersey during the tax year covered by this return.

Line 70: Allocation Factor

Divide Line 69 by Line 67. The result will be a decimal. Multiply Line 64 by the decimal and include this amount on Line 15, Column B.

Part III: Allocation of Business Income to New Jersey

Part III must be used by nonresident taxpayers who are required to complete and enclose a Gross Income Tax Business Allocation Schedule (Form NJ-NR-A). This schedule is completed by nonresident individuals, partnerships, estates, and trusts carrying on business both inside and outside New Jersey.

Schedule NJ-BUS-1 Business Income Summary Schedule

Part I: Net Profits From Business

Report the net profits or loss from your business, trade, or profession. If you need more space, enclose a statement with the return listing any additional businesses and the related profit or loss.

To determine your New Jersey profit or loss, first complete a federal Schedule C (or Schedule C-EZ or F) for each business. Use the same accounting method (cash or accrual) that you used for federal purposes. Then, make the following adjustments:

1. Add any amount you deducted for taxes based on income.
2. Subtract interest you reported on federal Schedule C (or C-EZ or F) that is exempt for New Jersey purposes but taxable for federal purposes.
3. Add interest not reported on federal Schedule C (or C-EZ or F) from

states or political subdivisions outside New Jersey that is exempt for federal purposes.

4. Deduct meal and entertainment expenses that constitute ordinary expenses incurred in the conduct of a trade or business but that were not allowed on the federal return.
5. Deduct your qualified contributions to a self-employed 401(k) Plan. Contributions that exceeded the federal limits are not deductible for New Jersey purposes.
6. Add interest and dividends derived in the conduct of a trade or business.
7. Add or subtract income or losses derived in the conduct of a trade or business from rentals, royalties, patents, or copyrights.
8. Add or subtract gains or losses from the sale, exchange, or other disposition of the trade or business's property.
9. Add or subtract the net adjustment from the Gross Income Tax Depreciation Adjustment Worksheet GIT-DEP, Part 1, line 7.

If you are a sole proprietor who provides primary care services in a qualified medical or dental practice you own that is located in or within five miles of a designated Health Enterprise Zone (HEZ), you may be able to deduct a percentage of the net income from that practice on Line 35. See Technical Bulletin TB-56 for eligibility requirements and instructions for calculating the HEZ deduction.

Lines 1-3

Business Name. Enter the name of each business as listed on federal Schedule C (or C-EZ or F).

Social Security Number/Federal EIN. Enter the Social Security number or federal employer identification number of each business.

Profit or (Loss). Enter the profit or (loss) for each business as adjusted for New Jersey purposes.

Line 4

Add the amounts in the “Profit or (Loss)” column and enter the total on Line 4, netting profits with losses. Enter this amount on Line 18, Column A. **If the netted amount is a loss**, enter “0” on Line 18, Column A. On Line 18, Column B, enter the portion of this amount that is from New Jersey sources.

Part II: Net Gains or Income From Rents, Royalties, Patents, and Copyrights

Report your net gains or income less net losses from rents, royalties, patents, and copyrights. If you need more space, enclose a statement with the return listing any additional property and income or loss.

NOTE: Certain net gains or losses from rents, royalties, patents, and copyrights from property owned by a business (sole proprietorship, partnership, or S corporation) or an estate or trust must be reported in other income categories on Form NJ-1040NR — not in Part II, Schedule NJ-BUS-1. See “Gains/Losses to be Reported on Other Lines” below before you complete Part II.

New Jersey and federal depreciation and expense deduction limits are different. A New Jersey depreciation adjustment may be required for assets placed in service on or after January 1, 2004. Complete the Gross Income Tax Depreciation Adjustment Worksheet GIT-DEP to calculate the adjustment.

There is no distinction between active and passive losses for New Jersey purposes. You cannot carry back or carry forward such losses when reporting income on Form NJ-1040. You can deduct federal passive losses in full in the year incurred against any gain within the **same category** of income.

Gains/Losses to be Reported on Other Lines. If you had net gains or losses from rents, royalties, patents, and copyrights from property owned by a business or an estate or trust, *do not report them in Part II.* Your portion of the net gains or

losses from these sources will be included as follows:

- ♦ *Sole proprietorship:* Schedule NJ-BUS-1, Part I.
- ♦ *Partnership:* Schedule NJ-BUS-1, Part III.
- ♦ *S Corporation:* Schedule NJ-BUS-1, Part IV.
- ♦ *Estate or Trust:* Form NJ-1040NR, Line 26 (Grantor Trusts, see the instructions for Line 26).

Lines 1-3

Source of Income or Loss. Enter the property name or description. If the property is rental real estate, enter the physical address of the property.

Social Security Number/Federal EIN. Enter the Social Security number or federal employer identification number for each income source.

Type. Enter the number that corresponds with the type of property. For example, if you received royalty income, enter “2.”

Income or (Loss). Enter the gain or (loss) for each type of property. For rentals, when listing the income or loss for each rental property from your federal Schedule E, you must take into consideration the New Jersey adjustments from Worksheet GIT-DEP, Part 1, lines 4 and 5.

Line 4

Add the amounts in the “Income or (Loss)” column and enter the total on Line 4, netting gains with losses. Enter this amount on Line 20, Column A, Form NJ-1040NR. **If the netted amount is a loss**, enter “0” on Line 20, Column A. On Line 20, Column B, enter the portion of this amount that is from New Jersey sources.

Part III: Distributive Share of Partnership Income

Report your share of income or loss from partnership(s), whether or not the income was actually distributed. If you need more space, enclose a statement with the return listing any additional partnerships and the related income or loss.

For more information, see Tax Topic Bulletin GIT-9P, *Income From Partnerships*.

Lines 1-3

Partnership Name. Enter the name of each partnership as listed on Schedule NJK-1 (or federal Schedule K-1).

Federal EIN. Enter the federal employer identification number of each partnership.

Share of Partnership Income or (Loss). Enter your share of income or (loss) as reported for each partnership on Schedule NJK-1. Take the amount from Column A of the line labeled “Distributive Share of Partnership Income.”

If you did not receive a Schedule NJK-1, you must enclose a copy of the federal Schedule K-1 and complete Reconciliation Worksheet A in Tax Topic Bulletin GIT-9P, *Income From Partnerships*.

Share of Tax Paid on Your Behalf by Partnerships. Enter the total amount of New Jersey Income Tax paid on your behalf by partnership(s) as shown on Schedule NJK-1, line 1, Part III, nonresident partner’s share of New Jersey tax.

Line 4

Add the amounts in the “Share of Partnership Income or (Loss)” column and enter the total on Line 4, netting income with losses. Enter this amount on Line 23, Column A, Form NJ-1040NR. **If the netted amount is a loss**, enter “0” on Line 23, Column A. On Line 23, Column B, enter the portion of this amount that is from New Jersey sources.

Line 5

Add the amounts in the “Share of tax paid on your behalf by Partnerships” column and enter the total on Line 5. Include this amount on Line 50, Form NJ-1040NR. See the instructions for Line 50.

Part IV: Net Pro Rata Share of S Corporation Income

Report the amount of your net pro rata share of S corporation income or loss, whether or not the income was actually distributed. If you need more space, enclose a statement with the return listing

any additional S corporations and the related income or loss.

For more information, see Tax Topic Bulletin GIT-9S, *Income From S Corporations*.

Lines 1-3

S Corporation Name. Enter the name of each S corporation as listed on Schedule NJ-K-1 (or federal Schedule K-1).

Federal EIN. Enter the federal employer identification number of each S corporation.

Pro Rata Share of S Corporation Income or (Usable Loss). Enter your share of each S corporation's income or (usable loss) as reported on Schedule NJ-K-1.

If you did not receive a Schedule NJ-K-1, you must enclose a copy of the federal Schedule K-1 and complete Reconciliation Worksheet B in Tax Topic Bulletin GIT-9S, *Income From S Corporations*.

Line 4

Add the amounts in the "Pro Rata Share of S Corporation Income or (Usable Loss)" column and enter the total on Line 4, netting income with losses. Enter this amount on Line 24, Column A, Form NJ-1040NR. **If the netted amount is a loss**, enter "0" on Line 24, Column A. On Line 24, Column B, enter the portion of this amount that is from New Jersey sources.

2018 New Jersey Tax Table

Use this table if your New Jersey taxable income on Line 38 is less than \$100,000. If your taxable income is \$100,000 or more, you must use the Tax Rate Schedules on page 43 of this booklet.

Example: Mr. and Mrs. Evans are filing a joint return. They checked filing status “2,” married/ CU couple, filing joint return. Their taxable income on Line 38 of Form NJ-1040NR is \$39,875. First they find the \$39,850–\$39,900 income line. Next, they find the column for filing status “2” and read down the column. The amount shown where the income line meets the filing status column is \$628. This is the tax amount to be entered on Line 39 of Form NJ-1040NR.

If Line 38 (taxable income) Is—		And Your Filing Status* Is	
At least	But Less Than	1 or 3	2, 4, or 5
		Your Tax is—	
39,800	39,850	711	627
39,850	39,900	713	628
39,900	39,950	715	629
39,950	40,000	717	630

***Filing Status:**

- 1—Single
- 2—Married/CU couple, filing joint return
- 3—Married/CU partner, filing separate return
- 4—Head of household
- 5—Qualifying widow(er)/surviving CU partner

2018 NEW JERSEY TAX TABLE (NJ-1040NR)

If Line 38 (New Jersey Taxable Income) Is —		And You Checked Filing Status Line —		If Line 38 (New Jersey Taxable Income) Is —		And You Checked Filing Status Line —		If Line 38 (New Jersey Taxable Income) Is —		And You Checked Filing Status Line —		If Line 38 (New Jersey Taxable Income) Is —		And You Checked Filing Status Line —	
At Least	But Less Than	1 or 3	2, 4, or 5	At Least	But Less Than	1 or 3	2, 4, or 5	At Least	But Less Than	1 or 3	2, 4, or 5	At Least	But Less Than	1 or 3	2, 4, or 5
		Your Tax Is—				Your Tax Is—				Your Tax Is—				Your Tax Is—	
		1,000				2,000				3,000					
0	50	0	0	1,000	1,050	14	14	2,000	2,050	28	28	3,000	3,050	42	42
50	100	1	1	1,050	1,100	15	15	2,050	2,100	29	29	3,050	3,100	43	43
100	150	2	2	1,100	1,150	16	16	2,100	2,150	30	30	3,100	3,150	44	44
150	200	2	2	1,150	1,200	16	16	2,150	2,200	30	30	3,150	3,200	44	44
200	250	3	3	1,200	1,250	17	17	2,200	2,250	31	31	3,200	3,250	45	45
250	300	4	4	1,250	1,300	18	18	2,250	2,300	32	32	3,250	3,300	46	46
300	350	5	5	1,300	1,350	19	19	2,300	2,350	33	33	3,300	3,350	47	47
350	400	5	5	1,350	1,400	19	19	2,350	2,400	33	33	3,350	3,400	47	47
400	450	6	6	1,400	1,450	20	20	2,400	2,450	34	34	3,400	3,450	48	48
450	500	7	7	1,450	1,500	21	21	2,450	2,500	35	35	3,450	3,500	49	49
500	550	7	7	1,500	1,550	21	21	2,500	2,550	35	35	3,500	3,550	49	49
550	600	8	8	1,550	1,600	22	22	2,550	2,600	36	36	3,550	3,600	50	50
600	650	9	9	1,600	1,650	23	23	2,600	2,650	37	37	3,600	3,650	51	51
650	700	9	9	1,650	1,700	23	23	2,650	2,700	37	37	3,650	3,700	51	51
700	750	10	10	1,700	1,750	24	24	2,700	2,750	38	38	3,700	3,750	52	52
750	800	11	11	1,750	1,800	25	25	2,750	2,800	39	39	3,750	3,800	53	53
800	850	12	12	1,800	1,850	26	26	2,800	2,850	40	40	3,800	3,850	54	54
850	900	12	12	1,850	1,900	26	26	2,850	2,900	40	40	3,850	3,900	54	54
900	950	13	13	1,900	1,950	27	27	2,900	2,950	41	41	3,900	3,950	55	55
950	1,000	14	14	1,950	2,000	28	28	2,950	3,000	42	42	3,950	4,000	56	56

2018 NEW JERSEY TAX TABLE (NJ-1040NR)

If Line 38 (New Jersey Taxable Income) Is —		And You Checked Filing Status Line —		If Line 38 (New Jersey Taxable Income) Is —		And You Checked Filing Status Line —		If Line 38 (New Jersey Taxable Income) Is —		And You Checked Filing Status Line —		If Line 38 (New Jersey Taxable Income) Is —		And You Checked Filing Status Line —	
At Least	But Less Than	1 or 3	2, 4, or 5	At Least	But Less Than	1 or 3	2, 4, or 5	At Least	But Less Than	1 or 3	2, 4, or 5	At Least	But Less Than	1 or 3	2, 4, or 5
		Your Tax Is—				Your Tax Is—				Your Tax Is—				Your Tax Is—	
4,000				7,000				10,000				13,000			
4,000	4,050	56	56	7,000	7,050	98	98	10,000	10,050	140	140	13,000	13,050	182	182
4,050	4,100	57	57	7,050	7,100	99	99	10,050	10,100	141	141	13,050	13,100	183	183
4,100	4,150	58	58	7,100	7,150	100	100	10,100	10,150	142	142	13,100	13,150	184	184
4,150	4,200	58	58	7,150	7,200	100	100	10,150	10,200	142	142	13,150	13,200	184	184
4,200	4,250	59	59	7,200	7,250	101	101	10,200	10,250	143	143	13,200	13,250	185	185
4,250	4,300	60	60	7,250	7,300	102	102	10,250	10,300	144	144	13,250	13,300	186	186
4,300	4,350	61	61	7,300	7,350	103	103	10,300	10,350	145	145	13,300	13,350	187	187
4,350	4,400	61	61	7,350	7,400	103	103	10,350	10,400	145	145	13,350	13,400	187	187
4,400	4,450	62	62	7,400	7,450	104	104	10,400	10,450	146	146	13,400	13,450	188	188
4,450	4,500	63	63	7,450	7,500	105	105	10,450	10,500	147	147	13,450	13,500	189	189
4,500	4,550	63	63	7,500	7,550	105	105	10,500	10,550	147	147	13,500	13,550	189	189
4,550	4,600	64	64	7,550	7,600	106	106	10,550	10,600	148	148	13,550	13,600	190	190
4,600	4,650	65	65	7,600	7,650	107	107	10,600	10,650	149	149	13,600	13,650	191	191
4,650	4,700	65	65	7,650	7,700	107	107	10,650	10,700	149	149	13,650	13,700	191	191
4,700	4,750	66	66	7,700	7,750	108	108	10,700	10,750	150	150	13,700	13,750	192	192
4,750	4,800	67	67	7,750	7,800	109	109	10,750	10,800	151	151	13,750	13,800	193	193
4,800	4,850	68	68	7,800	7,850	110	110	10,800	10,850	152	152	13,800	13,850	194	194
4,850	4,900	68	68	7,850	7,900	110	110	10,850	10,900	152	152	13,850	13,900	194	194
4,900	4,950	69	69	7,900	7,950	111	111	10,900	10,950	153	153	13,900	13,950	195	195
4,950	5,000	70	70	7,950	8,000	112	112	10,950	11,000	154	154	13,950	14,000	196	196
5,000				8,000				11,000				14,000			
5,000	5,050	70	70	8,000	8,050	112	112	11,000	11,050	154	154	14,000	14,050	196	196
5,050	5,100	71	71	8,050	8,100	113	113	11,050	11,100	155	155	14,050	14,100	197	197
5,100	5,150	72	72	8,100	8,150	114	114	11,100	11,150	156	156	14,100	14,150	198	198
5,150	5,200	72	72	8,150	8,200	114	114	11,150	11,200	156	156	14,150	14,200	198	198
5,200	5,250	73	73	8,200	8,250	115	115	11,200	11,250	157	157	14,200	14,250	199	199
5,250	5,300	74	74	8,250	8,300	116	116	11,250	11,300	158	158	14,250	14,300	200	200
5,300	5,350	75	75	8,300	8,350	117	117	11,300	11,350	159	159	14,300	14,350	201	201
5,350	5,400	75	75	8,350	8,400	117	117	11,350	11,400	159	159	14,350	14,400	201	201
5,400	5,450	76	76	8,400	8,450	118	118	11,400	11,450	160	160	14,400	14,450	202	202
5,450	5,500	77	77	8,450	8,500	119	119	11,450	11,500	161	161	14,450	14,500	203	203
5,500	5,550	77	77	8,500	8,550	119	119	11,500	11,550	161	161	14,500	14,550	203	203
5,550	5,600	78	78	8,550	8,600	120	120	11,550	11,600	162	162	14,550	14,600	204	204
5,600	5,650	79	79	8,600	8,650	121	121	11,600	11,650	163	163	14,600	14,650	205	205
5,650	5,700	79	79	8,650	8,700	121	121	11,650	11,700	163	163	14,650	14,700	205	205
5,700	5,750	80	80	8,700	8,750	122	122	11,700	11,750	164	164	14,700	14,750	206	206
5,750	5,800	81	81	8,750	8,800	123	123	11,750	11,800	165	165	14,750	14,800	207	207
5,800	5,850	82	82	8,800	8,850	124	124	11,800	11,850	166	166	14,800	14,850	208	208
5,850	5,900	82	82	8,850	8,900	124	124	11,850	11,900	166	166	14,850	14,900	208	208
5,900	5,950	83	83	8,900	8,950	125	125	11,900	11,950	167	167	14,900	14,950	209	209
5,950	6,000	84	84	8,950	9,000	126	126	11,950	12,000	168	168	14,950	15,000	210	210
6,000				9,000				12,000				15,000			
6,000	6,050	84	84	9,000	9,050	126	126	12,000	12,050	168	168	15,000	15,050	210	210
6,050	6,100	85	85	9,050	9,100	127	127	12,050	12,100	169	169	15,050	15,100	211	211
6,100	6,150	86	86	9,100	9,150	128	128	12,100	12,150	170	170	15,100	15,150	212	212
6,150	6,200	86	86	9,150	9,200	128	128	12,150	12,200	170	170	15,150	15,200	212	212
6,200	6,250	87	87	9,200	9,250	129	129	12,200	12,250	171	171	15,200	15,250	213	213
6,250	6,300	88	88	9,250	9,300	130	130	12,250	12,300	172	172	15,250	15,300	214	214
6,300	6,350	89	89	9,300	9,350	131	131	12,300	12,350	173	173	15,300	15,350	215	215
6,350	6,400	89	89	9,350	9,400	131	131	12,350	12,400	173	173	15,350	15,400	215	215
6,400	6,450	90	90	9,400	9,450	132	132	12,400	12,450	174	174	15,400	15,450	216	216
6,450	6,500	91	91	9,450	9,500	133	133	12,450	12,500	175	175	15,450	15,500	217	217
6,500	6,550	91	91	9,500	9,550	133	133	12,500	12,550	175	175	15,500	15,550	217	217
6,550	6,600	92	92	9,550	9,600	134	134	12,550	12,600	176	176	15,550	15,600	218	218
6,600	6,650	93	93	9,600	9,650	135	135	12,600	12,650	177	177	15,600	15,650	219	219
6,650	6,700	93	93	9,650	9,700	135	135	12,650	12,700	177	177	15,650	15,700	219	219
6,700	6,750	94	94	9,700	9,750	136	136	12,700	12,750	178	178	15,700	15,750	220	220
6,750	6,800	95	95	9,750	9,800	137	137	12,750	12,800	179	179	15,750	15,800	221	221
6,800	6,850	96	96	9,800	9,850	138	138	12,800	12,850	180	180	15,800	15,850	222	222
6,850	6,900	96	96	9,850	9,900	138	138	12,850	12,900	180	180	15,850	15,900	222	222
6,900	6,950	97	97	9,900	9,950	139	139	12,900	12,950	181	181	15,900	15,950	223	223
6,950	7,000	98	98	9,950	10,000	140	140	12,950	13,000	182	182	15,950	16,000	224	224

2018 NJ-1040NR Tax Table

2018 NEW JERSEY TAX TABLE (NJ-1040NR)

If Line 38 (New Jersey Taxable Income) Is —		And You Checked Filing Status Line —		If Line 38 (New Jersey Taxable Income) Is —		And You Checked Filing Status Line —		If Line 38 (New Jersey Taxable Income) Is —		And You Checked Filing Status Line —		If Line 38 (New Jersey Taxable Income) Is —		And You Checked Filing Status Line —	
At Least	But Less Than	1 or 3	2, 4, or 5	At Least	But Less Than	1 or 3	2, 4, or 5	At Least	But Less Than	1 or 3	2, 4, or 5	At Least	But Less Than	1 or 3	2, 4, or 5
		Your Tax Is—				Your Tax Is—				Your Tax Is—				Your Tax Is—	
16,000				19,000				22,000				25,000			
16,000	16,050	224	224	19,000	19,050	266	266	22,000	22,050	315	315	25,000	25,050	368	368
16,050	16,100	225	225	19,050	19,100	267	267	22,050	22,100	316	316	25,050	25,100	369	369
16,100	16,150	226	226	19,100	19,150	268	268	22,100	22,150	317	317	25,100	25,150	370	370
16,150	16,200	226	226	19,150	19,200	268	268	22,150	22,200	318	318	25,150	25,200	371	371
16,200	16,250	227	227	19,200	19,250	269	269	22,200	22,250	319	319	25,200	25,250	371	371
16,250	16,300	228	228	19,250	19,300	270	270	22,250	22,300	320	320	25,250	25,300	372	372
16,300	16,350	229	229	19,300	19,350	271	271	22,300	22,350	321	321	25,300	25,350	373	373
16,350	16,400	229	229	19,350	19,400	271	271	22,350	22,400	322	322	25,350	25,400	374	374
16,400	16,450	230	230	19,400	19,450	272	272	22,400	22,450	322	322	25,400	25,450	375	375
16,450	16,500	231	231	19,450	19,500	273	273	22,450	22,500	323	323	25,450	25,500	376	376
16,500	16,550	231	231	19,500	19,550	273	273	22,500	22,550	324	324	25,500	25,550	377	377
16,550	16,600	232	232	19,550	19,600	274	274	22,550	22,600	325	325	25,550	25,600	378	378
16,600	16,650	233	233	19,600	19,650	275	275	22,600	22,650	326	326	25,600	25,650	378	378
16,650	16,700	233	233	19,650	19,700	275	275	22,650	22,700	327	327	25,650	25,700	379	379
16,700	16,750	234	234	19,700	19,750	276	276	22,700	22,750	328	328	25,700	25,750	380	380
16,750	16,800	235	235	19,750	19,800	277	277	22,750	22,800	329	329	25,750	25,800	381	381
16,800	16,850	236	236	19,800	19,850	278	278	22,800	22,850	329	329	25,800	25,850	382	382
16,850	16,900	236	236	19,850	19,900	278	278	22,850	22,900	330	330	25,850	25,900	383	383
16,900	16,950	237	237	19,900	19,950	279	279	22,900	22,950	331	331	25,900	25,950	384	384
16,950	17,000	238	238	19,950	20,000	280	280	22,950	23,000	332	332	25,950	26,000	385	385
17,000				20,000				23,000				26,000			
17,000	17,050	238	238	20,000	20,050	280	280	23,000	23,050	333	333	26,000	26,050	385	385
17,050	17,100	239	239	20,050	20,100	281	281	23,050	23,100	334	334	26,050	26,100	386	386
17,100	17,150	240	240	20,100	20,150	282	282	23,100	23,150	335	335	26,100	26,150	387	387
17,150	17,200	240	240	20,150	20,200	283	283	23,150	23,200	336	336	26,150	26,200	388	388
17,200	17,250	241	241	20,200	20,250	284	284	23,200	23,250	336	336	26,200	26,250	389	389
17,250	17,300	242	242	20,250	20,300	285	285	23,250	23,300	337	337	26,250	26,300	390	390
17,300	17,350	243	243	20,300	20,350	286	286	23,300	23,350	338	338	26,300	26,350	391	391
17,350	17,400	243	243	20,350	20,400	287	287	23,350	23,400	339	339	26,350	26,400	392	392
17,400	17,450	244	244	20,400	20,450	287	287	23,400	23,450	340	340	26,400	26,450	392	392
17,450	17,500	245	245	20,450	20,500	288	288	23,450	23,500	341	341	26,450	26,500	393	393
17,500	17,550	245	245	20,500	20,550	289	289	23,500	23,550	342	342	26,500	26,550	394	394
17,550	17,600	246	246	20,550	20,600	290	290	23,550	23,600	343	343	26,550	26,600	395	395
17,600	17,650	247	247	20,600	20,650	291	291	23,600	23,650	343	343	26,600	26,650	396	396
17,650	17,700	247	247	20,650	20,700	292	292	23,650	23,700	344	344	26,650	26,700	397	397
17,700	17,750	248	248	20,700	20,750	293	293	23,700	23,750	345	345	26,700	26,750	398	398
17,750	17,800	249	249	20,750	20,800	294	294	23,750	23,800	346	346	26,750	26,800	399	399
17,800	17,850	250	250	20,800	20,850	294	294	23,800	23,850	347	347	26,800	26,850	399	399
17,850	17,900	250	250	20,850	20,900	295	295	23,850	23,900	348	348	26,850	26,900	400	400
17,900	17,950	251	251	20,900	20,950	296	296	23,900	23,950	349	349	26,900	26,950	401	401
17,950	18,000	252	252	20,950	21,000	297	297	23,950	24,000	350	350	26,950	27,000	402	402
18,000				21,000				24,000				27,000			
18,000	18,050	252	252	21,000	21,050	298	298	24,000	24,050	350	350	27,000	27,050	403	403
18,050	18,100	253	253	21,050	21,100	299	299	24,050	24,100	351	351	27,050	27,100	404	404
18,100	18,150	254	254	21,100	21,150	300	300	24,100	24,150	352	352	27,100	27,150	405	405
18,150	18,200	254	254	21,150	21,200	301	301	24,150	24,200	353	353	27,150	27,200	406	406
18,200	18,250	255	255	21,200	21,250	301	301	24,200	24,250	354	354	27,200	27,250	406	406
18,250	18,300	256	256	21,250	21,300	302	302	24,250	24,300	355	355	27,250	27,300	407	407
18,300	18,350	257	257	21,300	21,350	303	303	24,300	24,350	356	356	27,300	27,350	408	408
18,350	18,400	257	257	21,350	21,400	304	304	24,350	24,400	357	357	27,350	27,400	409	409
18,400	18,450	258	258	21,400	21,450	305	305	24,400	24,450	357	357	27,400	27,450	410	410
18,450	18,500	259	259	21,450	21,500	306	306	24,450	24,500	358	358	27,450	27,500	411	411
18,500	18,550	259	259	21,500	21,550	307	307	24,500	24,550	359	359	27,500	27,550	412	412
18,550	18,600	260	260	21,550	21,600	308	308	24,550	24,600	360	360	27,550	27,600	413	413
18,600	18,650	261	261	21,600	21,650	308	308	24,600	24,650	361	361	27,600	27,650	413	413
18,650	18,700	261	261	21,650	21,700	309	309	24,650	24,700	362	362	27,650	27,700	414	414
18,700	18,750	262	262	21,700	21,750	310	310	24,700	24,750	363	363	27,700	27,750	415	415
18,750	18,800	263	263	21,750	21,800	311	311	24,750	24,800	364	364	27,750	27,800	416	416
18,800	18,850	264	264	21,800	21,850	312	312	24,800	24,850	364	364	27,800	27,850	417	417
18,850	18,900	264	264	21,850	21,900	313	313	24,850	24,900	365	365	27,850	27,900	418	418
18,900	18,950	265	265	21,900	21,950	314	314	24,900	24,950	366	366	27,900	27,950	419	419
18,950	19,000	266	266	21,950	22,000	315	315	24,950	25,000	367	367	27,950	28,000	420	420

2018 NEW JERSEY TAX TABLE (NJ-1040NR)

If Line 38 (New Jersey Taxable Income) Is —		And You Checked Filing Status Line —		If Line 38 (New Jersey Taxable Income) Is —		And You Checked Filing Status Line —		If Line 38 (New Jersey Taxable Income) Is —		And You Checked Filing Status Line —		If Line 38 (New Jersey Taxable Income) Is —		And You Checked Filing Status Line —	
At Least	But Less Than	1 or 3	2, 4, or 5	At Least	But Less Than	1 or 3	2, 4, or 5	At Least	But Less Than	1 or 3	2, 4, or 5	At Least	But Less Than	1 or 3	2, 4, or 5
		Your Tax Is—				Your Tax Is—				Your Tax Is—				Your Tax Is—	
28,000				31,000				34,000				37,000			
28,000	28,050	420	420	31,000	31,050	473	473	34,000	34,050	525	525	37,000	37,050	613	578
28,050	28,100	421	421	31,050	31,100	474	474	34,050	34,100	526	526	37,050	37,100	615	579
28,100	28,150	422	422	31,100	31,150	475	475	34,100	34,150	527	527	37,100	37,150	617	580
28,150	28,200	423	423	31,150	31,200	476	476	34,150	34,200	528	528	37,150	37,200	619	581
28,200	28,250	424	424	31,200	31,250	476	476	34,200	34,250	529	529	37,200	37,250	620	581
28,250	28,300	425	425	31,250	31,300	477	477	34,250	34,300	530	530	37,250	37,300	622	582
28,300	28,350	426	426	31,300	31,350	478	478	34,300	34,350	531	531	37,300	37,350	624	583
28,350	28,400	427	427	31,350	31,400	479	479	34,350	34,400	532	532	37,350	37,400	626	584
28,400	28,450	427	427	31,400	31,450	480	480	34,400	34,450	532	532	37,400	37,450	627	585
28,450	28,500	428	428	31,450	31,500	481	481	34,450	34,500	533	533	37,450	37,500	629	586
28,500	28,550	429	429	31,500	31,550	482	482	34,500	34,550	534	534	37,500	37,550	631	587
28,550	28,600	430	430	31,550	31,600	483	483	34,550	34,600	535	535	37,550	37,600	633	588
28,600	28,650	431	431	31,600	31,650	483	483	34,600	34,650	536	536	37,600	37,650	634	588
28,650	28,700	432	432	31,650	31,700	484	484	34,650	34,700	537	537	37,650	37,700	636	589
28,700	28,750	433	433	31,700	31,750	485	485	34,700	34,750	538	538	37,700	37,750	638	590
28,750	28,800	434	434	31,750	31,800	486	486	34,750	34,800	539	539	37,750	37,800	640	591
28,800	28,850	434	434	31,800	31,850	487	487	34,800	34,850	539	539	37,800	37,850	641	592
28,850	28,900	435	435	31,850	31,900	488	488	34,850	34,900	540	540	37,850	37,900	643	593
28,900	28,950	436	436	31,900	31,950	489	489	34,900	34,950	541	541	37,900	37,950	645	594
28,950	29,000	437	437	31,950	32,000	490	490	34,950	35,000	542	542	37,950	38,000	647	595
29,000				32,000				35,000				38,000			
29,000	29,050	438	438	32,000	32,050	490	490	35,000	35,050	543	543	38,000	38,050	648	595
29,050	29,100	439	439	32,050	32,100	491	491	35,050	35,100	545	544	38,050	38,100	650	596
29,100	29,150	440	440	32,100	32,150	492	492	35,100	35,150	547	545	38,100	38,150	652	597
29,150	29,200	441	441	32,150	32,200	493	493	35,150	35,200	549	546	38,150	38,200	654	598
29,200	29,250	441	441	32,200	32,250	494	494	35,200	35,250	550	546	38,200	38,250	655	599
29,250	29,300	442	442	32,250	32,300	495	495	35,250	35,300	552	547	38,250	38,300	657	600
29,300	29,350	443	443	32,300	32,350	496	496	35,300	35,350	554	548	38,300	38,350	659	601
29,350	29,400	444	444	32,350	32,400	497	497	35,350	35,400	556	549	38,350	38,400	661	602
29,400	29,450	445	445	32,400	32,450	497	497	35,400	35,450	557	550	38,400	38,450	662	602
29,450	29,500	446	446	32,450	32,500	498	498	35,450	35,500	559	551	38,450	38,500	664	603
29,500	29,550	447	447	32,500	32,550	499	499	35,500	35,550	561	552	38,500	38,550	666	604
29,550	29,600	448	448	32,550	32,600	500	500	35,550	35,600	563	553	38,550	38,600	668	605
29,600	29,650	448	448	32,600	32,650	501	501	35,600	35,650	564	553	38,600	38,650	669	606
29,650	29,700	449	449	32,650	32,700	502	502	35,650	35,700	566	554	38,650	38,700	671	607
29,700	29,750	450	450	32,700	32,750	503	503	35,700	35,750	568	555	38,700	38,750	673	608
29,750	29,800	451	451	32,750	32,800	504	504	35,750	35,800	570	556	38,750	38,800	675	609
29,800	29,850	452	452	32,800	32,850	504	504	35,800	35,850	571	557	38,800	38,850	676	609
29,850	29,900	453	453	32,850	32,900	505	505	35,850	35,900	573	558	38,850	38,900	678	610
29,900	29,950	454	454	32,900	32,950	506	506	35,900	35,950	575	559	38,900	38,950	680	611
29,950	30,000	455	455	32,950	33,000	507	507	35,950	36,000	577	560	38,950	39,000	682	612
30,000				33,000				36,000				39,000			
30,000	30,050	455	455	33,000	33,050	508	508	36,000	36,050	578	560	39,000	39,050	683	613
30,050	30,100	456	456	33,050	33,100	509	509	36,050	36,100	580	561	39,050	39,100	685	614
30,100	30,150	457	457	33,100	33,150	510	510	36,100	36,150	582	562	39,100	39,150	687	615
30,150	30,200	458	458	33,150	33,200	511	511	36,150	36,200	584	563	39,150	39,200	689	616
30,200	30,250	459	459	33,200	33,250	511	511	36,200	36,250	585	564	39,200	39,250	690	616
30,250	30,300	460	460	33,250	33,300	512	512	36,250	36,300	587	565	39,250	39,300	692	617
30,300	30,350	461	461	33,300	33,350	513	513	36,300	36,350	589	566	39,300	39,350	694	618
30,350	30,400	462	462	33,350	33,400	514	514	36,350	36,400	591	567	39,350	39,400	696	619
30,400	30,450	462	462	33,400	33,450	515	515	36,400	36,450	592	567	39,400	39,450	697	620
30,450	30,500	463	463	33,450	33,500	516	516	36,450	36,500	594	568	39,450	39,500	699	621
30,500	30,550	464	464	33,500	33,550	517	517	36,500	36,550	596	569	39,500	39,550	701	622
30,550	30,600	465	465	33,550	33,600	518	518	36,550	36,600	598	570	39,550	39,600	703	623
30,600	30,650	466	466	33,600	33,650	518	518	36,600	36,650	599	571	39,600	39,650	704	623
30,650	30,700	467	467	33,650	33,700	519	519	36,650	36,700	601	572	39,650	39,700	706	624
30,700	30,750	468	468	33,700	33,750	520	520	36,700	36,750	603	573	39,700	39,750	708	625
30,750	30,800	469	469	33,750	33,800	521	521	36,750	36,800	605	574	39,750	39,800	710	626
30,800	30,850	469	469	33,800	33,850	522	522	36,800	36,850	606	574	39,800	39,850	711	627
30,850	30,900	470	470	33,850	33,900	523	523	36,850	36,900	608	575	39,850	39,900	713	628
30,900	30,950	471	471	33,900	33,950	524	524	36,900	36,950	610	576	39,900	39,950	715	629
30,950	31,000	472	472	33,950	34,000	525	525	36,950	37,000	612	577	39,950	40,000	717	630

2018 NEW JERSEY TAX TABLE (NJ-1040NR)

If Line 38 (New Jersey Taxable Income) Is —		And You Checked Filing Status Line —		If Line 38 (New Jersey Taxable Income) Is —		And You Checked Filing Status Line —		If Line 38 (New Jersey Taxable Income) Is —		And You Checked Filing Status Line —		If Line 38 (New Jersey Taxable Income) Is —		And You Checked Filing Status Line —	
At Least	But Less Than	1 or 3	2, 4, or 5	At Least	But Less Than	1 or 3	2, 4, or 5	At Least	But Less Than	1 or 3	2, 4, or 5	At Least	But Less Than	1 or 3	2, 4, or 5
		Your Tax Is—				Your Tax Is—				Your Tax Is—				Your Tax Is—	
40,000				43,000				46,000				49,000			
40,000	40,050	719	630	43,000	43,050	885	683	46,000	46,050	1,050	735	49,000	49,050	1,216	788
40,050	40,100	722	631	43,050	43,100	887	684	46,050	46,100	1,053	736	49,050	49,100	1,219	789
40,100	40,150	724	632	43,100	43,150	890	685	46,100	46,150	1,056	737	49,100	49,150	1,222	790
40,150	40,200	727	633	43,150	43,200	893	686	46,150	46,200	1,059	738	49,150	49,200	1,224	791
40,200	40,250	730	634	43,200	43,250	896	686	46,200	46,250	1,061	739	49,200	49,250	1,227	791
40,250	40,300	733	635	43,250	43,300	898	687	46,250	46,300	1,064	740	49,250	49,300	1,230	792
40,300	40,350	735	636	43,300	43,350	901	688	46,300	46,350	1,067	741	49,300	49,350	1,233	793
40,350	40,400	738	637	43,350	43,400	904	689	46,350	46,400	1,070	742	49,350	49,400	1,235	794
40,400	40,450	741	637	43,400	43,450	907	690	46,400	46,450	1,072	742	49,400	49,450	1,238	795
40,450	40,500	744	638	43,450	43,500	909	691	46,450	46,500	1,075	743	49,450	49,500	1,241	796
40,500	40,550	747	639	43,500	43,550	912	692	46,500	46,550	1,078	744	49,500	49,550	1,244	797
40,550	40,600	749	640	43,550	43,600	915	693	46,550	46,600	1,081	745	49,550	49,600	1,247	798
40,600	40,650	752	641	43,600	43,650	918	693	46,600	46,650	1,084	746	49,600	49,650	1,249	798
40,650	40,700	755	642	43,650	43,700	921	694	46,650	46,700	1,086	747	49,650	49,700	1,252	799
40,700	40,750	758	643	43,700	43,750	923	695	46,700	46,750	1,089	748	49,700	49,750	1,255	800
40,750	40,800	760	644	43,750	43,800	926	696	46,750	46,800	1,092	749	49,750	49,800	1,258	801
40,800	40,850	763	644	43,800	43,850	929	697	46,800	46,850	1,095	749	49,800	49,850	1,260	802
40,850	40,900	766	645	43,850	43,900	932	698	46,850	46,900	1,097	750	49,850	49,900	1,263	803
40,900	40,950	769	646	43,900	43,950	934	699	46,900	46,950	1,100	751	49,900	49,950	1,266	804
40,950	41,000	771	647	43,950	44,000	937	700	46,950	47,000	1,103	752	49,950	50,000	1,269	805
41,000				44,000				47,000				50,000			
41,000	41,050	774	648	44,000	44,050	940	700	47,000	47,050	1,106	753	50,000	50,050	1,271	806
41,050	41,100	777	649	44,050	44,100	943	701	47,050	47,100	1,108	754	50,050	50,100	1,274	807
41,100	41,150	780	650	44,100	44,150	945	702	47,100	47,150	1,111	755	50,100	50,150	1,277	808
41,150	41,200	782	651	44,150	44,200	948	703	47,150	47,200	1,114	756	50,150	50,200	1,280	809
41,200	41,250	785	651	44,200	44,250	951	704	47,200	47,250	1,117	756	50,200	50,250	1,282	811
41,250	41,300	788	652	44,250	44,300	954	705	47,250	47,300	1,119	757	50,250	50,300	1,285	812
41,300	41,350	791	653	44,300	44,350	956	706	47,300	47,350	1,122	758	50,300	50,350	1,288	813
41,350	41,400	793	654	44,350	44,400	959	707	47,350	47,400	1,125	759	50,350	50,400	1,291	814
41,400	41,450	796	655	44,400	44,450	962	707	47,400	47,450	1,128	760	50,400	50,450	1,293	815
41,450	41,500	799	656	44,450	44,500	965	708	47,450	47,500	1,130	761	50,450	50,500	1,296	817
41,500	41,550	802	657	44,500	44,550	968	709	47,500	47,550	1,133	762	50,500	50,550	1,299	818
41,550	41,600	805	658	44,550	44,600	970	710	47,550	47,600	1,136	763	50,550	50,600	1,302	819
41,600	41,650	807	658	44,600	44,650	973	711	47,600	47,650	1,139	763	50,600	50,650	1,305	820
41,650	41,700	810	659	44,650	44,700	976	712	47,650	47,700	1,142	764	50,650	50,700	1,307	822
41,700	41,750	813	660	44,700	44,750	979	713	47,700	47,750	1,144	765	50,700	50,750	1,310	823
41,750	41,800	816	661	44,750	44,800	981	714	47,750	47,800	1,147	766	50,750	50,800	1,313	824
41,800	41,850	818	662	44,800	44,850	984	714	47,800	47,850	1,150	767	50,800	50,850	1,316	825
41,850	41,900	821	663	44,850	44,900	987	715	47,850	47,900	1,153	768	50,850	50,900	1,318	826
41,900	41,950	824	664	44,900	44,950	990	716	47,900	47,950	1,155	769	50,900	50,950	1,321	828
41,950	42,000	827	665	44,950	45,000	992	717	47,950	48,000	1,158	770	50,950	51,000	1,324	829
42,000				45,000				48,000				51,000			
42,000	42,050	829	665	45,000	45,050	995	718	48,000	48,050	1,161	770	51,000	51,050	1,327	830
42,050	42,100	832	666	45,050	45,100	998	719	48,050	48,100	1,164	771	51,050	51,100	1,329	831
42,100	42,150	835	667	45,100	45,150	1,001	720	48,100	48,150	1,166	772	51,100	51,150	1,332	833
42,150	42,200	838	668	45,150	45,200	1,003	721	48,150	48,200	1,169	773	51,150	51,200	1,335	834
42,200	42,250	840	669	45,200	45,250	1,006	721	48,200	48,250	1,172	774	51,200	51,250	1,338	835
42,250	42,300	843	670	45,250	45,300	1,009	722	48,250	48,300	1,175	775	51,250	51,300	1,340	836
42,300	42,350	846	671	45,300	45,350	1,012	723	48,300	48,350	1,177	776	51,300	51,350	1,343	837
42,350	42,400	849	672	45,350	45,400	1,014	724	48,350	48,400	1,180	777	51,350	51,400	1,346	839
42,400	42,450	851	672	45,400	45,450	1,017	725	48,400	48,450	1,183	777	51,400	51,450	1,349	840
42,450	42,500	854	673	45,450	45,500	1,020	726	48,450	48,500	1,186	778	51,450	51,500	1,351	841
42,500	42,550	857	674	45,500	45,550	1,023	727	48,500	48,550	1,189	779	51,500	51,550	1,354	842
42,550	42,600	860	675	45,550	45,600	1,026	728	48,550	48,600	1,191	780	51,550	51,600	1,357	844
42,600	42,650	863	676	45,600	45,650	1,028	728	48,600	48,650	1,194	781	51,600	51,650	1,360	845
42,650	42,700	865	677	45,650	45,700	1,031	729	48,650	48,700	1,197	782	51,650	51,700	1,363	846
42,700	42,750	868	678	45,700	45,750	1,034	730	48,700	48,750	1,200	783	51,700	51,750	1,365	847
42,750	42,800	871	679	45,750	45,800	1,037	731	48,750	48,800	1,202	784	51,750	51,800	1,368	848
42,800	42,850	874	679	45,800	45,850	1,039	732	48,800	48,850	1,205	784	51,800	51,850	1,371	850
42,850	42,900	876	680	45,850	45,900	1,042	733	48,850	48,900	1,208	785	51,850	51,900	1,374	851
42,900	42,950	879	681	45,900	45,950	1,045	734	48,900	48,950	1,211	786	51,900	51,950	1,376	852
42,950	43,000	882	682	45,950	46,000	1,048	735	48,950	49,000	1,213	787	51,950	52,000	1,379	853

2018 NEW JERSEY TAX TABLE (NJ-1040NR)

If Line 38 (New Jersey Taxable Income) Is —		And You Checked Filing Status Line —		If Line 38 (New Jersey Taxable Income) Is —		And You Checked Filing Status Line —		If Line 38 (New Jersey Taxable Income) Is —		And You Checked Filing Status Line —		If Line 38 (New Jersey Taxable Income) Is —		And You Checked Filing Status Line —	
At Least	But Less Than	1 or 3	2, 4, or 5	At Least	But Less Than	1 or 3	2, 4, or 5	At Least	But Less Than	1 or 3	2, 4, or 5	At Least	But Less Than	1 or 3	2, 4, or 5
		Your Tax Is—				Your Tax Is—				Your Tax Is—				Your Tax Is—	
52,000				55,000				58,000				61,000			
52,000	52,050	1,382	855	55,000	55,050	1,548	928	58,000	58,050	1,713	1,002	61,000	61,050	1,879	1,075
52,050	52,100	1,385	856	55,050	55,100	1,550	929	58,050	58,100	1,716	1,003	61,050	61,100	1,882	1,076
52,100	52,150	1,387	857	55,100	55,150	1,553	931	58,100	58,150	1,719	1,004	61,100	61,150	1,885	1,078
52,150	52,200	1,390	858	55,150	55,200	1,556	932	58,150	58,200	1,722	1,005	61,150	61,200	1,887	1,079
52,200	52,250	1,393	860	55,200	55,250	1,559	933	58,200	58,250	1,724	1,007	61,200	61,250	1,890	1,080
52,250	52,300	1,396	861	55,250	55,300	1,561	934	58,250	58,300	1,727	1,008	61,250	61,300	1,893	1,081
52,300	52,350	1,398	862	55,300	55,350	1,564	935	58,300	58,350	1,730	1,009	61,300	61,350	1,896	1,082
52,350	52,400	1,401	863	55,350	55,400	1,567	937	58,350	58,400	1,733	1,010	61,350	61,400	1,898	1,084
52,400	52,450	1,404	864	55,400	55,450	1,570	938	58,400	58,450	1,735	1,011	61,400	61,450	1,901	1,085
52,450	52,500	1,407	866	55,450	55,500	1,572	939	58,450	58,500	1,738	1,013	61,450	61,500	1,904	1,086
52,500	52,550	1,410	867	55,500	55,550	1,575	940	58,500	58,550	1,741	1,014	61,500	61,550	1,907	1,087
52,550	52,600	1,412	868	55,550	55,600	1,578	942	58,550	58,600	1,744	1,015	61,550	61,600	1,910	1,089
52,600	52,650	1,415	869	55,600	55,650	1,581	943	58,600	58,650	1,747	1,016	61,600	61,650	1,912	1,090
52,650	52,700	1,418	871	55,650	55,700	1,584	944	58,650	58,700	1,749	1,018	61,650	61,700	1,915	1,091
52,700	52,750	1,421	872	55,700	55,750	1,586	945	58,700	58,750	1,752	1,019	61,700	61,750	1,918	1,092
52,750	52,800	1,423	873	55,750	55,800	1,589	946	58,750	58,800	1,755	1,020	61,750	61,800	1,921	1,093
52,800	52,850	1,426	874	55,800	55,850	1,592	948	58,800	58,850	1,758	1,021	61,800	61,850	1,923	1,095
52,850	52,900	1,429	875	55,850	55,900	1,595	949	58,850	58,900	1,760	1,022	61,850	61,900	1,926	1,096
52,900	52,950	1,432	877	55,900	55,950	1,597	950	58,900	58,950	1,763	1,024	61,900	61,950	1,929	1,097
52,950	53,000	1,434	878	55,950	56,000	1,600	951	58,950	59,000	1,766	1,025	61,950	62,000	1,932	1,098
53,000				56,000				59,000				62,000			
53,000	53,050	1,437	879	56,000	56,050	1,603	953	59,000	59,050	1,769	1,026	62,000	62,050	1,934	1,100
53,050	53,100	1,440	880	56,050	56,100	1,606	954	59,050	59,100	1,771	1,027	62,050	62,100	1,937	1,101
53,100	53,150	1,443	882	56,100	56,150	1,608	955	59,100	59,150	1,774	1,029	62,100	62,150	1,940	1,102
53,150	53,200	1,445	883	56,150	56,200	1,611	956	59,150	59,200	1,777	1,030	62,150	62,200	1,943	1,103
53,200	53,250	1,448	884	56,200	56,250	1,614	958	59,200	59,250	1,780	1,031	62,200	62,250	1,945	1,105
53,250	53,300	1,451	885	56,250	56,300	1,617	959	59,250	59,300	1,782	1,032	62,250	62,300	1,948	1,106
53,300	53,350	1,454	886	56,300	56,350	1,619	960	59,300	59,350	1,785	1,033	62,300	62,350	1,951	1,107
53,350	53,400	1,456	888	56,350	56,400	1,622	961	59,350	59,400	1,788	1,035	62,350	62,400	1,954	1,108
53,400	53,450	1,459	889	56,400	56,450	1,625	962	59,400	59,450	1,791	1,036	62,400	62,450	1,956	1,109
53,450	53,500	1,462	890	56,450	56,500	1,628	964	59,450	59,500	1,793	1,037	62,450	62,500	1,959	1,111
53,500	53,550	1,465	891	56,500	56,550	1,631	965	59,500	59,550	1,796	1,038	62,500	62,550	1,962	1,112
53,550	53,600	1,468	893	56,550	56,600	1,633	966	59,550	59,600	1,799	1,040	62,550	62,600	1,965	1,113
53,600	53,650	1,470	894	56,600	56,650	1,636	967	59,600	59,650	1,802	1,041	62,600	62,650	1,968	1,114
53,650	53,700	1,473	895	56,650	56,700	1,639	969	59,650	59,700	1,805	1,042	62,650	62,700	1,970	1,116
53,700	53,750	1,476	896	56,700	56,750	1,642	970	59,700	59,750	1,807	1,043	62,700	62,750	1,973	1,117
53,750	53,800	1,479	897	56,750	56,800	1,644	971	59,750	59,800	1,810	1,044	62,750	62,800	1,976	1,118
53,800	53,850	1,481	899	56,800	56,850	1,647	972	59,800	59,850	1,813	1,046	62,800	62,850	1,979	1,119
53,850	53,900	1,484	900	56,850	56,900	1,650	973	59,850	59,900	1,816	1,047	62,850	62,900	1,981	1,120
53,900	53,950	1,487	901	56,900	56,950	1,653	975	59,900	59,950	1,818	1,048	62,900	62,950	1,984	1,122
53,950	54,000	1,490	902	56,950	57,000	1,655	976	59,950	60,000	1,821	1,049	62,950	63,000	1,987	1,123
54,000				57,000				60,000				63,000			
54,000	54,050	1,492	904	57,000	57,050	1,658	977	60,000	60,050	1,824	1,051	63,000	63,050	1,990	1,124
54,050	54,100	1,495	905	57,050	57,100	1,661	978	60,050	60,100	1,827	1,052	63,050	63,100	1,992	1,125
54,100	54,150	1,498	906	57,100	57,150	1,664	980	60,100	60,150	1,829	1,053	63,100	63,150	1,995	1,127
54,150	54,200	1,501	907	57,150	57,200	1,666	981	60,150	60,200	1,832	1,054	63,150	63,200	1,998	1,128
54,200	54,250	1,503	909	57,200	57,250	1,669	982	60,200	60,250	1,835	1,056	63,200	63,250	2,001	1,129
54,250	54,300	1,506	910	57,250	57,300	1,672	983	60,250	60,300	1,838	1,057	63,250	63,300	2,003	1,130
54,300	54,350	1,509	911	57,300	57,350	1,675	984	60,300	60,350	1,840	1,058	63,300	63,350	2,006	1,131
54,350	54,400	1,512	912	57,350	57,400	1,677	986	60,350	60,400	1,843	1,059	63,350	63,400	2,009	1,133
54,400	54,450	1,514	913	57,400	57,450	1,680	987	60,400	60,450	1,846	1,060	63,400	63,450	2,012	1,134
54,450	54,500	1,517	915	57,450	57,500	1,683	988	60,450	60,500	1,849	1,062	63,450	63,500	2,014	1,135
54,500	54,550	1,520	916	57,500	57,550	1,686	989	60,500	60,550	1,852	1,063	63,500	63,550	2,017	1,136
54,550	54,600	1,523	917	57,550	57,600	1,689	991	60,550	60,600	1,854	1,064	63,550	63,600	2,020	1,138
54,600	54,650	1,526	918	57,600	57,650	1,691	992	60,600	60,650	1,857	1,065	63,600	63,650	2,023	1,139
54,650	54,700	1,528	920	57,650	57,700	1,694	993	60,650	60,700	1,860	1,067	63,650	63,700	2,026	1,140
54,700	54,750	1,531	921	57,700	57,750	1,697	994	60,700	60,750	1,863	1,068	63,700	63,750	2,028	1,141
54,750	54,800	1,534	922	57,750	57,800	1,700	995	60,750	60,800	1,865	1,069	63,750	63,800	2,031	1,142
54,800	54,850	1,537	923	57,800	57,850	1,702	997	60,800	60,850	1,868	1,070	63,800	63,850	2,034	1,144
54,850	54,900	1,539	924	57,850	57,900	1,705	998	60,850	60,900	1,871	1,071	63,850	63,900	2,037	1,145
54,900	54,950	1,542	926	57,900	57,950	1,708	999	60,900	60,950	1,874	1,073	63,900	63,950	2,039	1,146
54,950	55,000	1,545	927	57,950	58,000	1,711	1,000	60,950	61,000	1,876	1,074	63,950	64,000	2,042	1,147

2018 NJ-1040NR Tax Table

2018 NEW JERSEY TAX TABLE (NJ-1040NR)

If Line 38 (New Jersey Taxable Income) Is —		And You Checked Filing Status Line —		If Line 38 (New Jersey Taxable Income) Is —		And You Checked Filing Status Line —		If Line 38 (New Jersey Taxable Income) Is —		And You Checked Filing Status Line —		If Line 38 (New Jersey Taxable Income) Is —		And You Checked Filing Status Line —	
At Least	But Less Than	1 or 3	2, 4, or 5	At Least	But Less Than	1 or 3	2, 4, or 5	At Least	But Less Than	1 or 3	2, 4, or 5	At Least	But Less Than	1 or 3	2, 4, or 5
		Your Tax Is—				Your Tax Is—				Your Tax Is—				Your Tax Is—	
64,000				67,000				70,000				73,000			
64,000	64,050	2,045	1,149	67,000	67,050	2,211	1,222	70,000	70,050	2,376	1,296	73,000	73,050	2,542	1,401
64,050	64,100	2,048	1,150	67,050	67,100	2,213	1,223	70,050	70,100	2,379	1,298	73,050	73,100	2,545	1,403
64,100	64,150	2,050	1,151	67,100	67,150	2,216	1,225	70,100	70,150	2,382	1,299	73,100	73,150	2,548	1,404
64,150	64,200	2,053	1,152	67,150	67,200	2,219	1,226	70,150	70,200	2,385	1,301	73,150	73,200	2,550	1,406
64,200	64,250	2,056	1,154	67,200	67,250	2,222	1,227	70,200	70,250	2,387	1,303	73,200	73,250	2,553	1,408
64,250	64,300	2,059	1,155	67,250	67,300	2,224	1,228	70,250	70,300	2,390	1,305	73,250	73,300	2,556	1,410
64,300	64,350	2,061	1,156	67,300	67,350	2,227	1,229	70,300	70,350	2,393	1,306	73,300	73,350	2,559	1,411
64,350	64,400	2,064	1,157	67,350	67,400	2,230	1,231	70,350	70,400	2,396	1,308	73,350	73,400	2,561	1,413
64,400	64,450	2,067	1,158	67,400	67,450	2,233	1,232	70,400	70,450	2,398	1,310	73,400	73,450	2,564	1,415
64,450	64,500	2,070	1,160	67,450	67,500	2,235	1,233	70,450	70,500	2,401	1,312	73,450	73,500	2,567	1,417
64,500	64,550	2,073	1,161	67,500	67,550	2,238	1,234	70,500	70,550	2,404	1,313	73,500	73,550	2,570	1,418
64,550	64,600	2,075	1,162	67,550	67,600	2,241	1,236	70,550	70,600	2,407	1,315	73,550	73,600	2,573	1,420
64,600	64,650	2,078	1,163	67,600	67,650	2,244	1,237	70,600	70,650	2,410	1,317	73,600	73,650	2,575	1,422
64,650	64,700	2,081	1,165	67,650	67,700	2,247	1,238	70,650	70,700	2,412	1,319	73,650	73,700	2,578	1,424
64,700	64,750	2,084	1,166	67,700	67,750	2,249	1,239	70,700	70,750	2,415	1,320	73,700	73,750	2,581	1,425
64,750	64,800	2,086	1,167	67,750	67,800	2,252	1,240	70,750	70,800	2,418	1,322	73,750	73,800	2,584	1,427
64,800	64,850	2,089	1,168	67,800	67,850	2,255	1,242	70,800	70,850	2,421	1,324	73,800	73,850	2,586	1,429
64,850	64,900	2,092	1,169	67,850	67,900	2,258	1,243	70,850	70,900	2,423	1,326	73,850	73,900	2,589	1,431
64,900	64,950	2,095	1,171	67,900	67,950	2,260	1,244	70,900	70,950	2,426	1,327	73,900	73,950	2,592	1,432
64,950	65,000	2,097	1,172	67,950	68,000	2,263	1,245	70,950	71,000	2,429	1,329	73,950	74,000	2,595	1,434
65,000				68,000				71,000				74,000			
65,000	65,050	2,100	1,173	68,000	68,050	2,266	1,247	71,000	71,050	2,432	1,331	74,000	74,050	2,597	1,436
65,050	65,100	2,103	1,174	68,050	68,100	2,269	1,248	71,050	71,100	2,434	1,333	74,050	74,100	2,600	1,438
65,100	65,150	2,106	1,176	68,100	68,150	2,271	1,249	71,100	71,150	2,437	1,334	74,100	74,150	2,603	1,439
65,150	65,200	2,108	1,177	68,150	68,200	2,274	1,250	71,150	71,200	2,440	1,336	74,150	74,200	2,606	1,441
65,200	65,250	2,111	1,178	68,200	68,250	2,277	1,252	71,200	71,250	2,443	1,338	74,200	74,250	2,608	1,443
65,250	65,300	2,114	1,179	68,250	68,300	2,280	1,253	71,250	71,300	2,445	1,340	74,250	74,300	2,611	1,445
65,300	65,350	2,117	1,180	68,300	68,350	2,282	1,254	71,300	71,350	2,448	1,341	74,300	74,350	2,614	1,446
65,350	65,400	2,119	1,182	68,350	68,400	2,285	1,255	71,350	71,400	2,451	1,343	74,350	74,400	2,617	1,448
65,400	65,450	2,122	1,183	68,400	68,450	2,288	1,256	71,400	71,450	2,454	1,345	74,400	74,450	2,619	1,450
65,450	65,500	2,125	1,184	68,450	68,500	2,291	1,258	71,450	71,500	2,456	1,347	74,450	74,500	2,622	1,452
65,500	65,550	2,128	1,185	68,500	68,550	2,294	1,259	71,500	71,550	2,459	1,348	74,500	74,550	2,625	1,453
65,550	65,600	2,131	1,187	68,550	68,600	2,296	1,260	71,550	71,600	2,462	1,350	74,550	74,600	2,628	1,455
65,600	65,650	2,133	1,188	68,600	68,650	2,299	1,261	71,600	71,650	2,465	1,352	74,600	74,650	2,631	1,457
65,650	65,700	2,136	1,189	68,650	68,700	2,302	1,263	71,650	71,700	2,468	1,354	74,650	74,700	2,633	1,459
65,700	65,750	2,139	1,190	68,700	68,750	2,305	1,264	71,700	71,750	2,470	1,355	74,700	74,750	2,636	1,460
65,750	65,800	2,142	1,191	68,750	68,800	2,307	1,265	71,750	71,800	2,473	1,357	74,750	74,800	2,639	1,462
65,800	65,850	2,144	1,193	68,800	68,850	2,310	1,266	71,800	71,850	2,476	1,359	74,800	74,850	2,642	1,464
65,850	65,900	2,147	1,194	68,850	68,900	2,313	1,267	71,850	71,900	2,479	1,361	74,850	74,900	2,644	1,466
65,900	65,950	2,150	1,195	68,900	68,950	2,316	1,269	71,900	71,950	2,481	1,362	74,900	74,950	2,647	1,467
65,950	66,000	2,153	1,196	68,950	69,000	2,318	1,270	71,950	72,000	2,484	1,364	74,950	75,000	2,650	1,469
66,000				69,000				72,000				75,000			
66,000	66,050	2,155	1,198	69,000	69,050	2,321	1,271	72,000	72,050	2,487	1,366	75,000	75,050	2,653	1,471
66,050	66,100	2,158	1,199	69,050	69,100	2,324	1,272	72,050	72,100	2,490	1,368	75,050	75,100	2,656	1,473
66,100	66,150	2,161	1,200	69,100	69,150	2,327	1,274	72,100	72,150	2,492	1,369	75,100	75,150	2,659	1,474
66,150	66,200	2,164	1,201	69,150	69,200	2,329	1,275	72,150	72,200	2,495	1,371	75,150	75,200	2,662	1,476
66,200	66,250	2,166	1,203	69,200	69,250	2,332	1,276	72,200	72,250	2,498	1,373	75,200	75,250	2,666	1,478
66,250	66,300	2,169	1,204	69,250	69,300	2,335	1,277	72,250	72,300	2,501	1,375	75,250	75,300	2,669	1,480
66,300	66,350	2,172	1,205	69,300	69,350	2,338	1,278	72,300	72,350	2,503	1,376	75,300	75,350	2,672	1,481
66,350	66,400	2,175	1,206	69,350	69,400	2,340	1,280	72,350	72,400	2,506	1,378	75,350	75,400	2,675	1,483
66,400	66,450	2,177	1,207	69,400	69,450	2,343	1,281	72,400	72,450	2,509	1,380	75,400	75,450	2,678	1,485
66,450	66,500	2,180	1,209	69,450	69,500	2,346	1,282	72,450	72,500	2,512	1,382	75,450	75,500	2,682	1,487
66,500	66,550	2,183	1,210	69,500	69,550	2,349	1,283	72,500	72,550	2,515	1,383	75,500	75,550	2,685	1,488
66,550	66,600	2,186	1,211	69,550	69,600	2,352	1,285	72,550	72,600	2,517	1,385	75,550	75,600	2,688	1,490
66,600	66,650	2,189	1,212	69,600	69,650	2,354	1,286	72,600	72,650	2,520	1,387	75,600	75,650	2,691	1,492
66,650	66,700	2,191	1,214	69,650	69,700	2,357	1,287	72,650	72,700	2,523	1,389	75,650	75,700	2,694	1,494
66,700	66,750	2,194	1,215	69,700	69,750	2,360	1,288	72,700	72,750	2,526	1,390	75,700	75,750	2,697	1,495
66,750	66,800	2,197	1,216	69,750	69,800	2,363	1,289	72,750	72,800	2,528	1,392	75,750	75,800	2,701	1,497
66,800	66,850	2,200	1,217	69,800	69,850	2,365	1,291	72,800	72,850	2,531	1,394	75,800	75,850	2,704	1,499
66,850	66,900	2,202	1,218	69,850	69,900	2,368	1,292	72,850	72,900	2,534	1,396	75,850	75,900	2,707	1,501
66,900	66,950	2,205	1,220	69,900	69,950	2,371	1,293	72,900	72,950	2,537	1,397	75,900	75,950	2,710	1,502
66,950	67,000	2,208	1,221	69,950	70,000	2,374	1,294	72,950	73,000	2,539	1,399	75,950	76,000	2,713	1,504

2018 NEW JERSEY TAX TABLE (NJ-1040NR)

If Line 38 (New Jersey Taxable Income) Is —		And You Checked Filing Status Line —		If Line 38 (New Jersey Taxable Income) Is —		And You Checked Filing Status Line —		If Line 38 (New Jersey Taxable Income) Is —		And You Checked Filing Status Line —		If Line 38 (New Jersey Taxable Income) Is —		And You Checked Filing Status Line —	
At Least	But Less Than	1 or 3	2, 4, or 5	At Least	But Less Than	1 or 3	2, 4, or 5	At Least	But Less Than	1 or 3	2, 4, or 5	At Least	But Less Than	1 or 3	2, 4, or 5
		Your Tax Is—				Your Tax Is—				Your Tax Is—				Your Tax Is—	
76,000				79,000				82,000				85,000			
76,000	76,050	2,717	1,506	79,000	79,050	2,908	1,611	82,000	82,050	3,099	1,757	85,000	85,050	3,290	1,923
76,050	76,100	2,720	1,508	79,050	79,100	2,911	1,613	82,050	82,100	3,102	1,760	85,050	85,100	3,293	1,925
76,100	76,150	2,723	1,509	79,100	79,150	2,914	1,614	82,100	82,150	3,105	1,762	85,100	85,150	3,296	1,928
76,150	76,200	2,726	1,511	79,150	79,200	2,917	1,616	82,150	82,200	3,108	1,765	85,150	85,200	3,299	1,931
76,200	76,250	2,729	1,513	79,200	79,250	2,920	1,618	82,200	82,250	3,111	1,768	85,200	85,250	3,303	1,934
76,250	76,300	2,732	1,515	79,250	79,300	2,924	1,620	82,250	82,300	3,115	1,771	85,250	85,300	3,306	1,936
76,300	76,350	2,736	1,516	79,300	79,350	2,927	1,621	82,300	82,350	3,118	1,773	85,300	85,350	3,309	1,939
76,350	76,400	2,739	1,518	79,350	79,400	2,930	1,623	82,350	82,400	3,121	1,776	85,350	85,400	3,312	1,942
76,400	76,450	2,742	1,520	79,400	79,450	2,933	1,625	82,400	82,450	3,124	1,779	85,400	85,450	3,315	1,945
76,450	76,500	2,745	1,522	79,450	79,500	2,936	1,627	82,450	82,500	3,127	1,782	85,450	85,500	3,319	1,947
76,500	76,550	2,748	1,523	79,500	79,550	2,939	1,628	82,500	82,550	3,131	1,785	85,500	85,550	3,322	1,950
76,550	76,600	2,752	1,525	79,550	79,600	2,943	1,630	82,550	82,600	3,134	1,787	85,550	85,600	3,325	1,953
76,600	76,650	2,755	1,527	79,600	79,650	2,946	1,632	82,600	82,650	3,137	1,790	85,600	85,650	3,328	1,956
76,650	76,700	2,758	1,529	79,650	79,700	2,949	1,634	82,650	82,700	3,140	1,793	85,650	85,700	3,331	1,959
76,700	76,750	2,761	1,530	79,700	79,750	2,952	1,635	82,700	82,750	3,143	1,796	85,700	85,750	3,334	1,961
76,750	76,800	2,764	1,532	79,750	79,800	2,955	1,637	82,750	82,800	3,147	1,798	85,750	85,800	3,338	1,964
76,800	76,850	2,768	1,534	79,800	79,850	2,959	1,639	82,800	82,850	3,150	1,801	85,800	85,850	3,341	1,967
76,850	76,900	2,771	1,536	79,850	79,900	2,962	1,641	82,850	82,900	3,153	1,804	85,850	85,900	3,344	1,970
76,900	76,950	2,774	1,537	79,900	79,950	2,965	1,642	82,900	82,950	3,156	1,807	85,900	85,950	3,347	1,972
76,950	77,000	2,777	1,539	79,950	80,000	2,968	1,644	82,950	83,000	3,159	1,809	85,950	86,000	3,350	1,975
77,000				80,000				83,000				86,000			
77,000	77,050	2,780	1,541	80,000	80,050	2,971	1,646	83,000	83,050	3,162	1,812	86,000	86,050	3,354	1,978
77,050	77,100	2,783	1,543	80,050	80,100	2,975	1,649	83,050	83,100	3,166	1,815	86,050	86,100	3,357	1,981
77,100	77,150	2,787	1,544	80,100	80,150	2,978	1,652	83,100	83,150	3,169	1,818	86,100	86,150	3,360	1,983
77,150	77,200	2,790	1,546	80,150	80,200	2,981	1,655	83,150	83,200	3,172	1,820	86,150	86,200	3,363	1,986
77,200	77,250	2,793	1,548	80,200	80,250	2,984	1,657	83,200	83,250	3,175	1,823	86,200	86,250	3,366	1,989
77,250	77,300	2,796	1,550	80,250	80,300	2,987	1,660	83,250	83,300	3,178	1,826	86,250	86,300	3,369	1,992
77,300	77,350	2,799	1,551	80,300	80,350	2,990	1,663	83,300	83,350	3,182	1,829	86,300	86,350	3,373	1,994
77,350	77,400	2,803	1,553	80,350	80,400	2,994	1,666	83,350	83,400	3,185	1,831	86,350	86,400	3,376	1,997
77,400	77,450	2,806	1,555	80,400	80,450	2,997	1,668	83,400	83,450	3,188	1,834	86,400	86,450	3,379	2,000
77,450	77,500	2,809	1,557	80,450	80,500	3,000	1,671	83,450	83,500	3,191	1,837	86,450	86,500	3,382	2,003
77,500	77,550	2,812	1,558	80,500	80,550	3,003	1,674	83,500	83,550	3,194	1,840	86,500	86,550	3,385	2,006
77,550	77,600	2,815	1,560	80,550	80,600	3,006	1,677	83,550	83,600	3,197	1,843	86,550	86,600	3,389	2,008
77,600	77,650	2,818	1,562	80,600	80,650	3,010	1,680	83,600	83,650	3,201	1,845	86,600	86,650	3,392	2,011
77,650	77,700	2,822	1,564	80,650	80,700	3,013	1,682	83,650	83,700	3,204	1,848	86,650	86,700	3,395	2,014
77,700	77,750	2,825	1,565	80,700	80,750	3,016	1,685	83,700	83,750	3,207	1,851	86,700	86,750	3,398	2,017
77,750	77,800	2,828	1,567	80,750	80,800	3,019	1,688	83,750	83,800	3,210	1,854	86,750	86,800	3,401	2,019
77,800	77,850	2,831	1,569	80,800	80,850	3,022	1,691	83,800	83,850	3,213	1,856	86,800	86,850	3,405	2,022
77,850	77,900	2,834	1,571	80,850	80,900	3,025	1,693	83,850	83,900	3,217	1,859	86,850	86,900	3,408	2,025
77,900	77,950	2,838	1,572	80,900	80,950	3,029	1,696	83,900	83,950	3,220	1,862	86,900	86,950	3,411	2,028
77,950	78,000	2,841	1,574	80,950	81,000	3,032	1,699	83,950	84,000	3,223	1,865	86,950	87,000	3,414	2,030
78,000				81,000				84,000				87,000			
78,000	78,050	2,844	1,576	81,000	81,050	3,035	1,702	84,000	84,050	3,226	1,867	87,000	87,050	3,417	2,033
78,050	78,100	2,847	1,578	81,050	81,100	3,038	1,704	84,050	84,100	3,229	1,870	87,050	87,100	3,420	2,036
78,100	78,150	2,850	1,579	81,100	81,150	3,041	1,707	84,100	84,150	3,233	1,873	87,100	87,150	3,424	2,039
78,150	78,200	2,853	1,581	81,150	81,200	3,045	1,710	84,150	84,200	3,236	1,876	87,150	87,200	3,427	2,041
78,200	78,250	2,857	1,583	81,200	81,250	3,048	1,713	84,200	84,250	3,239	1,878	87,200	87,250	3,430	2,044
78,250	78,300	2,860	1,585	81,250	81,300	3,051	1,715	84,250	84,300	3,242	1,881	87,250	87,300	3,433	2,047
78,300	78,350	2,863	1,586	81,300	81,350	3,054	1,718	84,300	84,350	3,245	1,884	87,300	87,350	3,436	2,050
78,350	78,400	2,866	1,588	81,350	81,400	3,057	1,721	84,350	84,400	3,248	1,887	87,350	87,400	3,440	2,052
78,400	78,450	2,869	1,590	81,400	81,450	3,061	1,724	84,400	84,450	3,252	1,889	87,400	87,450	3,443	2,055
78,450	78,500	2,873	1,592	81,450	81,500	3,064	1,726	84,450	84,500	3,255	1,892	87,450	87,500	3,446	2,058
78,500	78,550	2,876	1,593	81,500	81,550	3,067	1,729	84,500	84,550	3,258	1,895	87,500	87,550	3,449	2,061
78,550	78,600	2,879	1,595	81,550	81,600	3,070	1,732	84,550	84,600	3,261	1,898	87,550	87,600	3,452	2,064
78,600	78,650	2,882	1,597	81,600	81,650	3,073	1,735	84,600	84,650	3,264	1,901	87,600	87,650	3,455	2,066
78,650	78,700	2,885	1,599	81,650	81,700	3,076	1,738	84,650	84,700	3,268	1,903	87,650	87,700	3,459	2,069
78,700	78,750	2,889	1,600	81,700	81,750	3,080	1,740	84,700	84,750	3,271	1,906	87,700	87,750	3,462	2,072
78,750	78,800	2,892	1,602	81,750	81,800	3,083	1,743	84,750	84,800	3,274	1,909	87,750	87,800	3,465	2,075
78,800	78,850	2,895	1,604	81,800	81,850	3,086	1,746	84,800	84,850	3,277	1,912	87,800	87,850	3,468	2,077
78,850	78,900	2,898	1,606	81,850	81,900	3,089	1,749	84,850	84,900	3,280	1,914	87,850	87,900	3,471	2,080
78,900	78,950	2,901	1,607	81,900	81,950	3,092	1,751	84,900	84,950	3,283	1,917	87,900	87,950	3,475	2,083
78,950	79,000	2,904	1,609	81,950	82,000	3,096	1,754	84,950	85,000	3,287	1,920	87,950	88,000	3,478	2,086

2018 NEW JERSEY TAX TABLE (NJ-1040NR)

If Line 38 (New Jersey Taxable Income) Is —		And You Checked Filing Status Line —		If Line 38 (New Jersey Taxable Income) Is —		And You Checked Filing Status Line —		If Line 38 (New Jersey Taxable Income) Is —		And You Checked Filing Status Line —		If Line 38 (New Jersey Taxable Income) Is —		And You Checked Filing Status Line —	
At Least	But Less Than	1 or 3	2, 4, or 5	At Least	But Less Than	1 or 3	2, 4, or 5	At Least	But Less Than	1 or 3	2, 4, or 5	At Least	But Less Than	1 or 3	2, 4, or 5
		Your Tax Is—				Your Tax Is—				Your Tax Is—				Your Tax Is—	
88,000				91,000				94,000				97,000			
88,000	88,050	3,481	2,088	91,000	91,050	3,672	2,254	94,000	94,050	3,863	2,420	97,000	97,050	4,054	2,586
88,050	88,100	3,484	2,091	91,050	91,100	3,675	2,257	94,050	94,100	3,866	2,423	97,050	97,100	4,057	2,588
88,100	88,150	3,487	2,094	91,100	91,150	3,678	2,260	94,100	94,150	3,870	2,425	97,100	97,150	4,061	2,591
88,150	88,200	3,490	2,097	91,150	91,200	3,682	2,262	94,150	94,200	3,873	2,428	97,150	97,200	4,064	2,594
88,200	88,250	3,494	2,099	91,200	91,250	3,685	2,265	94,200	94,250	3,876	2,431	97,200	97,250	4,067	2,597
88,250	88,300	3,497	2,102	91,250	91,300	3,688	2,268	94,250	94,300	3,879	2,434	97,250	97,300	4,070	2,599
88,300	88,350	3,500	2,105	91,300	91,350	3,691	2,271	94,300	94,350	3,882	2,436	97,300	97,350	4,073	2,602
88,350	88,400	3,503	2,108	91,350	91,400	3,694	2,273	94,350	94,400	3,885	2,439	97,350	97,400	4,077	2,605
88,400	88,450	3,506	2,110	91,400	91,450	3,698	2,276	94,400	94,450	3,889	2,442	97,400	97,450	4,080	2,608
88,450	88,500	3,510	2,113	91,450	91,500	3,701	2,279	94,450	94,500	3,892	2,445	97,450	97,500	4,083	2,610
88,500	88,550	3,513	2,116	91,500	91,550	3,704	2,282	94,500	94,550	3,895	2,448	97,500	97,550	4,086	2,613
88,550	88,600	3,516	2,119	91,550	91,600	3,707	2,285	94,550	94,600	3,898	2,450	97,550	97,600	4,089	2,616
88,600	88,650	3,519	2,122	91,600	91,650	3,710	2,287	94,600	94,650	3,901	2,453	97,600	97,650	4,092	2,619
88,650	88,700	3,522	2,124	91,650	91,700	3,713	2,290	94,650	94,700	3,905	2,456	97,650	97,700	4,096	2,622
88,700	88,750	3,526	2,127	91,700	91,750	3,717	2,293	94,700	94,750	3,908	2,459	97,700	97,750	4,099	2,624
88,750	88,800	3,529	2,130	91,750	91,800	3,720	2,296	94,750	94,800	3,911	2,461	97,750	97,800	4,102	2,627
88,800	88,850	3,532	2,133	91,800	91,850	3,723	2,298	94,800	94,850	3,914	2,464	97,800	97,850	4,105	2,630
88,850	88,900	3,535	2,135	91,850	91,900	3,726	2,301	94,850	94,900	3,917	2,467	97,850	97,900	4,108	2,633
88,900	88,950	3,538	2,138	91,900	91,950	3,729	2,304	94,900	94,950	3,920	2,470	97,900	97,950	4,112	2,635
88,950	89,000	3,541	2,141	91,950	92,000	3,733	2,307	94,950	95,000	3,924	2,472	97,950	98,000	4,115	2,638
89,000				92,000				95,000				98,000			
89,000	89,050	3,545	2,144	92,000	92,050	3,736	2,309	95,000	95,050	3,927	2,475	98,000	98,050	4,118	2,641
89,050	89,100	3,548	2,146	92,050	92,100	3,739	2,312	95,050	95,100	3,930	2,478	98,050	98,100	4,121	2,644
89,100	89,150	3,551	2,149	92,100	92,150	3,742	2,315	95,100	95,150	3,933	2,481	98,100	98,150	4,124	2,646
89,150	89,200	3,554	2,152	92,150	92,200	3,745	2,318	95,150	95,200	3,936	2,483	98,150	98,200	4,127	2,649
89,200	89,250	3,557	2,155	92,200	92,250	3,748	2,320	95,200	95,250	3,940	2,486	98,200	98,250	4,131	2,652
89,250	89,300	3,561	2,157	92,250	92,300	3,752	2,323	95,250	95,300	3,943	2,489	98,250	98,300	4,134	2,655
89,300	89,350	3,564	2,160	92,300	92,350	3,755	2,326	95,300	95,350	3,946	2,492	98,300	98,350	4,137	2,657
89,350	89,400	3,567	2,163	92,350	92,400	3,758	2,329	95,350	95,400	3,949	2,494	98,350	98,400	4,140	2,660
89,400	89,450	3,570	2,166	92,400	92,450	3,761	2,331	95,400	95,450	3,952	2,497	98,400	98,450	4,143	2,663
89,450	89,500	3,573	2,168	92,450	92,500	3,764	2,334	95,450	95,500	3,956	2,500	98,450	98,500	4,147	2,666
89,500	89,550	3,576	2,171	92,500	92,550	3,768	2,337	95,500	95,550	3,959	2,503	98,500	98,550	4,150	2,669
89,550	89,600	3,580	2,174	92,550	92,600	3,771	2,340	95,550	95,600	3,962	2,506	98,550	98,600	4,153	2,671
89,600	89,650	3,583	2,177	92,600	92,650	3,774	2,343	95,600	95,650	3,965	2,508	98,600	98,650	4,156	2,674
89,650	89,700	3,586	2,180	92,650	92,700	3,777	2,345	95,650	95,700	3,968	2,511	98,650	98,700	4,159	2,677
89,700	89,750	3,589	2,182	92,700	92,750	3,780	2,348	95,700	95,750	3,971	2,514	98,700	98,750	4,163	2,680
89,750	89,800	3,592	2,185	92,750	92,800	3,784	2,351	95,750	95,800	3,975	2,517	98,750	98,800	4,166	2,682
89,800	89,850	3,596	2,188	92,800	92,850	3,787	2,354	95,800	95,850	3,978	2,519	98,800	98,850	4,169	2,685
89,850	89,900	3,599	2,191	92,850	92,900	3,790	2,356	95,850	95,900	3,981	2,522	98,850	98,900	4,172	2,688
89,900	89,950	3,602	2,193	92,900	92,950	3,793	2,359	95,900	95,950	3,984	2,525	98,900	98,950	4,175	2,691
89,950	90,000	3,605	2,196	92,950	93,000	3,796	2,362	95,950	96,000	3,987	2,528	98,950	99,000	4,178	2,693
90,000				93,000				96,000				99,000			
90,000	90,050	3,608	2,199	93,000	93,050	3,799	2,365	96,000	96,050	3,991	2,530	99,000	99,050	4,182	2,696
90,050	90,100	3,612	2,202	93,050	93,100	3,803	2,367	96,050	96,100	3,994	2,533	99,050	99,100	4,185	2,699
90,100	90,150	3,615	2,204	93,100	93,150	3,806	2,370	96,100	96,150	3,997	2,536	99,100	99,150	4,188	2,702
90,150	90,200	3,618	2,207	93,150	93,200	3,809	2,373	96,150	96,200	4,000	2,539	99,150	99,200	4,191	2,704
90,200	90,250	3,621	2,210	93,200	93,250	3,812	2,376	96,200	96,250	4,003	2,541	99,200	99,250	4,194	2,707
90,250	90,300	3,624	2,213	93,250	93,300	3,815	2,378	96,250	96,300	4,006	2,544	99,250	99,300	4,198	2,710
90,300	90,350	3,627	2,215	93,300	93,350	3,819	2,381	96,300	96,350	4,010	2,547	99,300	99,350	4,201	2,713
90,350	90,400	3,631	2,218	93,350	93,400	3,822	2,384	96,350	96,400	4,013	2,550	99,350	99,400	4,204	2,715
90,400	90,450	3,634	2,221	93,400	93,450	3,825	2,387	96,400	96,450	4,016	2,552	99,400	99,450	4,207	2,718
90,450	90,500	3,637	2,224	93,450	93,500	3,828	2,389	96,450	96,500	4,019	2,555	99,450	99,500	4,210	2,721
90,500	90,550	3,640	2,227	93,500	93,550	3,831	2,392	96,500	96,550	4,022	2,558	99,500	99,550	4,213	2,724
90,550	90,600	3,643	2,229	93,550	93,600	3,834	2,395	96,550	96,600	4,026	2,561	99,550	99,600	4,217	2,727
90,600	90,650	3,647	2,232	93,600	93,650	3,838	2,398	96,600	96,650	4,029	2,564	99,600	99,650	4,220	2,729
90,650	90,700	3,650	2,235	93,650	93,700	3,841	2,401	96,650	96,700	4,032	2,566	99,650	99,700	4,223	2,732
90,700	90,750	3,653	2,238	93,700	93,750	3,844	2,403	96,700	96,750	4,035	2,569	99,700	99,750	4,226	2,735
90,750	90,800	3,656	2,240	93,750	93,800	3,847	2,406	96,750	96,800	4,038	2,572	99,750	99,800	4,229	2,738
90,800	90,850	3,659	2,243	93,800	93,850	3,850	2,409	96,800	96,850	4,042	2,575	99,800	99,850	4,233	2,740
90,850	90,900	3,662	2,246	93,850	93,900	3,854	2,412	96,850	96,900	4,045	2,577	99,850	99,900	4,236	2,743
90,900	90,950	3,666	2,249	93,900	93,950	3,857	2,414	96,900	96,950	4,048	2,580	99,900	99,950	4,239	2,746
90,950	91,000	3,669	2,251	93,950	94,000	3,860	2,41								

2018 New Jersey Tax Rate Schedules

FILING STATUS: Single
Married/CU partner, filing separate return

Table A

		STEP 1	STEP 2	STEP 3		
If Taxable Income (Line 38) is:		Enter Line 38	Multiply Line 38 by:		Subtract	Your Tax
Over	But not over					
\$ 0	\$ 20,000	_____	× .014 = _____	–	\$ 0 = _____	
\$ 20,000	\$ 35,000	_____	× .0175 = _____	–	\$ 70.00 = _____	
\$ 35,000	\$ 40,000	_____	× .035 = _____	–	\$ 682.50 = _____	
\$ 40,000	\$ 75,000	_____	× .05525 = _____	–	\$ 1,492.50 = _____	
\$ 75,000	\$ 500,000	_____	× .0637 = _____	–	\$ 2,126.25 = _____	
\$ 500,000	\$5,000,000	_____	× .0897 = _____	–	\$ 15,126.25 = _____	
\$5,000,000	and over	_____	× .1075 = _____	–	\$104,126.25 = _____	

FILING STATUS: Married/CU couple, filing joint return
Head of household
Qualifying widow(er)/surviving CU partner

Table B

		STEP 1	STEP 2	STEP 3		
If Taxable Income (Line 38) is:		Enter Line 38	Multiply Line 38 by:		Subtract	Your Tax
Over	But not over					
\$ 0	\$ 20,000	_____	× .014 = _____	–	\$ 0 = _____	
\$ 20,000	\$ 50,000	_____	× .0175 = _____	–	\$ 70.00 = _____	
\$ 50,000	\$ 70,000	_____	× .0245 = _____	–	\$ 420.00 = _____	
\$ 70,000	\$ 80,000	_____	× .035 = _____	–	\$ 1,154.50 = _____	
\$ 80,000	\$ 150,000	_____	× .05525 = _____	–	\$ 2,775.00 = _____	
\$ 150,000	\$ 500,000	_____	× .0637 = _____	–	\$ 4,042.50 = _____	
\$ 500,000	\$5,000,000	_____	× .0897 = _____	–	\$ 17,042.50 = _____	
\$5,000,000	and over	_____	× .1075 = _____	–	\$106,042.50 = _____	

- A** Accounting Method 10
 Age, Exemption for 13
 Alimony 14, 22, 26
 Allocation—
 Business Income 31
 Salary/Wages 31
 Alternative Business Calculation
 Adjustment 26
 Amended Returns 10
 Amount You Owe 28
 Annuities 19
 Archer MSAs 15, 26
 Assembling Your Return 45
 Awards, Prizes 14, 22
- B** Basis 29
 Beneficiaries 10, 22
 Blindness, Exemption for 13
 Business Income 14, 18, 31
- C** Cafeteria Plans 15
 Capital Gains and Losses 14, 18, 29
 Capital Gains Distributions 18, 30
 Child Support 15, 22, 26
 Civil Unions 3, 12
 Collection Fees 11
 Common Mistakes 5
 Commuter Transportation Benefits 15
 Contributions to NJ Charitable Funds 29
 Credit From 2017 Return 27
- D** Deceased Taxpayers 9, 22
 Dependents 13
 Disability—
 Exemption for 13
 Income 15, 19
 Disability Insurance Contributions, Excess
 Withheld 28
 Dividends 14, 18
 Domestic Partnership 12
 Domicile 3
 Driver's License 14
- E** Early Retirement Benefits 19
 Employee Business Expenses 16
 Enclosures With NJ-1040NR 45
 Estates and Trusts 10, 22
 Estimated Tax 10, 27
 Exemptions 12
 Extension of Time to File 7
- F** Family Leave Insurance Benefits 15
 Family Leave Insurance Contributions,
 Excess Withheld 28
 Federal/State Tax Agreement 11
 Filing Requirements 3
 Filing Status 3, 12
 Fiscal Year 7
 401(K) Plans 20
 Fraudulent Return 11
- G** Gains and Losses From Disposition
 of Property 14, 18, 29
 Gambling Winnings 14, 18
 Gold Star Family Counseling Credit 27
 General Rule Method 20
 Gubernatorial Elections Fund Check-Off 14
- H** Health Enterprise Zone Deduction 26
 Home, Sale of 30
 How to Pay 8
- I** Income—
 Defined 14
 Exclusions 23, 30
 Exempt 15
 In Respect of Decedent 9, 22
 New Jersey Source 14
 Percentage 27
 Installment Sales 30
 Interest Income 14, 15, 17
 Interest on Tax Due 11
 IRA—
 Contributions 20
 Roth 20
 Withdrawals 20-21
- K** Keogh Plan 19, 25
- L** Lottery Winnings 14, 15, 18
 Lump-Sum Distributions 20
- M** Meals and Lodging 16
 Medical Expenses 25
 Military Personnel (and Spouses) 6
 Pensions, Military 15, 19
 Moving Expenses 16
 Mutual Funds, Reporting Dividends From 18
- N** Nonresident, Defined 3
- O** Other Retirement Income Exclusion 23
 Overpayment 9, 28-29
- P** Part-Year Residents/Nonresidents 3, 4
 Partners and Partnerships—
 Income 10
 Pension Income (NJK-1) 19
 Share of Income 22, 32
 Tax Paid on Your Behalf 28, 32
 Penalties—
 Early Withdrawal of Savings 17
 On Tax Due 11
 Underpayment of Estimated Tax 10, 27
 Pennsylvania Residents 4
 Pension Exclusion 23
 Pensions 14, 15, 19
 Postmark Date 7
 Privacy Act Notification 11
 Prizes, Awards 14, 22
- Q** Qualified Conservation Contributions 26
 Qualified Investment Fund 17
- R** Record Keeping 11
 Refunds 9, 29
 Rental Income 14, 18, 32
 Residence Furnished by Employer 22
 Residency Period 12
 Resident, Defined 3
 Rollovers 20
 Roth IRAs 20
 Rounding Off to Whole Dollars 10
 Royalties 14, 18, 32
- S** S Corporations 14, 22, 32
 Sale of Home 30
 Scholarships and Fellowships 14, 15, 22
 Self-Employed Health Insurance
 Deduction 26
 Sheltered Workshop Tax Credit 27
 Sick Pay 15, 16
 Signatures 11
 Social Security Number 12, 28
 Social Security Benefits—
 Exclusion for Persons Not Receiving 24
 Taxability of 15
 Statutory Employees 16
 Students—
 Dependents Attending Colleges 13
 Filing Requirements 3
- T** Tax—
 Preparers 11
 Rate Schedules 43
 Table 34
 Withheld 27
 Tax Assistance 46
 Taxpayers' Bill of Rights 4
 Three-Year Rule Method 19
 Trusts and Estates 10, 22
- U** UI/WF/SWF, Excess Withheld 28
 Unemployment Compensation 15
- V** Veteran, Exemption for 13
- W** Wage and Tax Statement (W-2) 16
 Wages 15
 When to File 7
 Where to Mail Your Return 9
 Which Form to File 3
 Who Must File 3

Assembling Your Return

Check the following before mailing your return:

- ◆ **Check** your math.
- ◆ **Sign and date your return.** Both spouses must sign a joint return.
- ◆ **Enclose** all supporting documents and schedules with your return including:
 - W-2s;
 - 1099-Rs and 1099-MISCs that show NJ withholdings;
 - If applicable, New Jersey Form(s): Schedules NJ-BUS-1 and NJ-BUS-2, NJ-630, NJ-1040-SC, NJ-2210, NJ-2440, NJ-2450, GIT-317, NJ-NR-A, Schedule NJK-1 (or copy of federal Schedule K-1, Form 1065), Schedule NJ-K-1 (or copy of federal Schedule K-1, Form 1120S), Schedule NJK-1, Form NJ-1041 (or copy of federal Schedule K-1, Form 1041);
 - Statement of residency (Pennsylvania residents);
 - Statement explaining how your wages are exempt under the Military Spouses Residency Relief Act along with a copy of your spousal military identification card (certain nonmilitary spouses of military personnel);
 - Proof that you were honorably discharged or released under honorable circumstances the first time you claim the military veteran exemption(s) on your return;
 - Proof of age and/or disability the first time you claim the exemption(s) on your return;
 - Copy of your New Jersey Certificate of Domestic Partnership the first time you claim the exemption on your return;
 - If applicable, death certificate of a deceased taxpayer;
 - If applicable, copy of federal form(s):

Schedule B for interest over \$1,500;	Form 4868 for filing under a federal extension;
Schedule C, C-EZ, or F for business income;	Form 8283 for Qualified Conservation Contributions;
Form 2106 for employee business expenses;	Form 8853 for Archer MSA contributions.
- ◆ **Balance due.** If you are paying by check or money order, complete Form NJ-1040NR-V. Write your Social Security number on your check or money order. If you are paying by e-check or credit card, do not complete the payment voucher.
- ◆ **Use the return envelope** to mail Form NJ-1040NR with related enclosures and payment voucher with check or money order. **Send only one return per envelope.**
- ◆ **Changes or mistakes** to your original return may be corrected by filing an amended return (see page 10).
- ◆ **Keep a copy** of your return and all supporting documents, schedules, and worksheets.

When You Need Information

by phone...

Call our Automated Tax Information System

1-800-323-4400 — (within NJ, NY, PA, DE, and MD) or 609-826-4400. Touch-tone phones only.

- ◆ Listen to recorded tax information on many topics.
- ◆ Order certain forms and publications through our automated message system.

Contact our Customer Service Center

609-292-6400 — Speak directly to a representative for tax information and assistance. See website for hours of operation.

Text Telephone Service (TTY/TDD) for Hearing-Impaired Users

1-800-286-6613 — (toll-free within NJ, NY, PA, DE, and MD) or 609-984-7300. These numbers are accessible only from TTY devices.

- ◆ Submit a text message on any New Jersey tax matter.
- ◆ Receive a reply through NJ Relay Services (711).

online...

Visit the New Jersey Division of Taxation Website

Many State tax forms and publications are available on our website: www.njtaxation.org

You can also reach us by email with general State tax questions at: nj.taxation@treas.nj.gov

Do not include confidential information such as Social Security or federal tax identification numbers, liability or payment amounts, dates of birth, or bank account numbers in your email.

Subscribe to *NJ Tax E-News*, the Division of Taxation's online information service, at:

www.state.nj.us/treasury/taxation/listservice.shtml

in person...

Visit a New Jersey Division of Taxation Regional Information Center

Regional Information Centers provide individual assistance at various locations throughout the State. Call the Automated Tax Information System or visit our website for the address of the center nearest you.

To Get Forms...

- ◆ Call New Jersey's Forms Request System at 1-800-323-4400 (within NJ, NY, PA, DE, and MD) or 609-826-4400. Touch-tone phones only.
- ◆ Visit our website at: www.njtaxation.org
- ◆ Write to:

NJ DIVISION OF TAXATION
TAXPAYER FORMS SERVICES
PO BOX 269
TRENTON NJ 08695-0269

Who Can Help...

In addition to assistance provided by the Division, other free tax assistance is available for senior citizens, disabled, non-English speaking, and low-income people. Trained volunteers in the VITA (Volunteer Income Tax Assistance) and TCE (Tax Counseling for the Elderly) programs are available to help prepare both federal and State returns at locations throughout New Jersey.


For the location nearest you, contact the Division's Customer Service Center at 609-292-6400 or the Internal Revenue Service.

Paperless Filing

You can use NJ E-File to file Form NJ-1040NR for 2018 electronically. Use tax software you purchase, go to a tax preparation website, or have a tax preparer file the return for you.

Information on NJ E-File is available from the Division of Revenue and Enterprise Services at:

www.state.nj.us/treasury/revenue/elfli.shtml



**State of New Jersey
GROSS INCOME TAX
FIDUCIARY RETURN**

For Taxable Year January 1, 2018 - December 31, 2018
Or Other Taxable Year Beginning _____, 2018,
Ending _____, 20____

5-F Check this box if application for federal extension is enclosed or enter confirmation number _____

Federal Employer Identification Number	Name of Estate or Trust		
	Name and Title of Fiduciary		
↑ You must enter your FEIN above ↑ For Privacy Act Notification, see instructions	Address of Fiduciary (Number and Street or Rural Route)		Change of Address <input type="checkbox"/>
	City, Town, Post Office	State	Zip Code

RESIDENCY STATUS: (check only ONE box)

1. Resident Estate - Date of decedent's death _____

2. Resident Trust - Date trust created _____

3. Nonresident Estate - Date of decedent's death and State _____ } Type of Trust _____

4. Nonresident Trust - Date trust created and State _____ } Name of State _____

5. If estate was closed or trust terminated, check box Also state the date _____

GUBERNATORIAL ELECTIONS FUND → Do you wish to designate \$1 of your taxes for this fund? YES NO **Note:** IF YOU CHECK THE "YES" BOX, IT WILL NOT INCREASE THE TAX OR REDUCE THE REFUND

NOTE: Nonresident estates and trusts, see instructions.

6. Interest Tax-Exempt Interest _____	6		
7. Dividends Tax-Exempt Dividends _____	7		
8. Net profits from business (Schedule NJ-BUS-1, Part I, Line 4)	8		
9. Net gains or income from disposition of property (From Schedule A, Line 44)	9		
10. Net gains or income from rents, royalties, patents, and copyrights (Schedule NJ-BUS-1, Part II, Line 4)	10		
11. Distributive Share of Partnership Income (Schedule NJ-BUS-1, Part III, Line 4) (Enclose Schedule NJK-1) .	11		
12. Net pro rata share of S Corporation Income (Schedule NJ-BUS-1, Part IV, Line 4) (Enclose Schedule NJ-K-1)	12		
13. Other Income - State Nature _____	13		
14. Gross Income (Add Lines 6 through 13) If \$10,000 or less, see instructions	14		
15. Distributions (From Schedule B, Line 46A)	15		
16. Total Income (Line 14 minus Line 15)	16		
16a. NONRESIDENTS: NJ Income from Schedule E, Line 11 ...	16a		
17. Income Commissions	17		
18. Exemption - Enter \$1,000 (Part-year taxpayers - see instructions) ...	18		
19. Health Enterprise Zone Deduction	19		
20. Alternative Business Calculation Adjustment (Schedule NJ-BUS-2, Line 11)	20		
21. Total deductions and exemption (Add Lines 17, 18, 19, and 20)	21		
22. Taxable Income (Line 16 less Line 21)	22		



<i>Federal Employer Identification Number</i>	Name of Estate or Trust
	Name and Title of Fiduciary

23.	Taxable Income (From Page 1, Line 22)	23	
NONRESIDENTS ONLY:			
24.	Tax on amount on Line 23 (From Tax Table on page 16)	24	
25.	Income Percentage $\frac{\text{(Line 16a)}}{\text{(Line 16)}} = \text{_____} \%$		
26.	TAX: Residents (From Tax Table, page 16). Check box <input type="checkbox"/> if not subject to tax and enclose certification (See instruction page 7) Nonresidents (Multiply amount from Line 24 _____ x _____ % from Line 25)	26	
27.	Credit for income or wage taxes paid by New Jersey estates, or trusts to other jurisdictions (From Schedule C, Line 51)	27	
28.	Balance of Tax (Subtract Line 27 from Line 26)	28	
29.	Sheltered Workshop Tax Credit	29	
30.	Balance of Tax after Credit (Subtract Line 29 from Line 28)	30	
31.	Penalty for Underpayment of Estimated Tax (See instructions)	31	
Check box <input type="checkbox"/> if Form NJ-2210 is enclosed.			
32.	Total Tax and Penalty (Add Lines 30 and 31)	32	
33.	New Jersey Income Tax previously paid	33	
34a.	Tax paid on your behalf by Partnership(s) From NJK-1s (enclose) ..	34a	
34b.	Tax paid on your behalf by Partnership(s) and Distributed (From Sch. B, Line 46C) ..	34b	
34c.	Balance of tax paid on your behalf by Partnership(s) (Subtract Line 34b from Line 34a)	34c	
35.	Total New Jersey Income Tax Withheld (From enclosed withholding statements. See instructions)	35	
36.	Total payments and credits (Add Lines 33, 34c, and 35)	36	
37.	Balance of Tax Due (Line 32 less Line 36)	37	
38.	Overpayment (Line 36 less Line 32)	38	
39.	Credit to 2019 Tax	39	
40.	Refund (Line 38 less Line 39)	40	

SIGN HERE	Under penalties of perjury, I declare that I have examined this return, including accompanying schedules and statements, and to the best of my knowledge and belief, it is true, correct, and complete. If prepared by a person other than taxpayer, this declaration is based on all information of which the preparer has any knowledge.	Pay amount on Line 37 in full. Write FEIN on check or money order and make payable to: STATE OF NEW JERSEY - TGI Division of Taxation Revenue Processing Center PO Box 888 Trenton, NJ 08646-0888 You may also pay by e-check or credit card.
	_____ Signature of Fiduciary or Officer Representing Fiduciary Date	
	I authorize the Division of Taxation to discuss my return and enclosures with my preparer (below) <input type="checkbox"/>	
_____ Signature of Preparer Other than Fiduciary (If NJ-1040-O is enclosed, check box) <input type="checkbox"/> Federal Identification Number		
_____ Firm Name Federal Employer Identification Number		

Federal Employer Identification Number	Name of Estate or Trust	Name and Title of Fiduciary
--	-------------------------	-----------------------------

SCHEDULE A NET GAINS OR INCOME FROM DISPOSITION OF PROPERTY List the net gains or income, less net loss, derived from the sale, exchange, or other disposition of property including real or personal whether tangible or intangible. Enclose federal Schedule D.

	(a) Kind of property and description	(b) Date acquired (Mo., day, yr.)	(c) Date sold (Mo., day, yr.)	(d) Gross sales price	(e) Cost or other basis as adjusted (see instructions) and expense of sale	(f) Gain or (loss) (d less e)
41.						
42.	Capital Gains Distributions					42
43.	Other Net Gains					43
44.	Net Gains (Add Lines 41, 42, and 43) (Enter here and on Page 1, Line 9) (If loss, enter ZERO)					44

SCHEDULE B BENEFICIARIES' SHARES OF INCOME Enclose New Jersey Schedule NJK-1

	Name and Address of Each Beneficiary	Indicate Residency Status	Social Security Number	DISTRIBUTIONS					
				Column A Total Income	Column B NJ Source Income	Column C Tax Paid by Partnerships			
45.									
46.	TOTAL (Enter amount from Line 46A on Page 1, Line 15) (Enter amount from Line 46B on Schedule E, Line 10) (Enter amount from Line 46C on Page 2, Line 34b)			46A	46B	46C			

SCHEDULE C CREDIT FOR INCOME OR WAGE TAXES PAID TO OTHER JURISDICTION A copy of other state or political subdivision tax return must be retained with your records.

47.	Income properly taxed by both New Jersey and other jurisdiction during tax year. See instructions page 10. (Indicate jurisdiction name _____)	47	
48.	Income Subject to Tax by New Jersey. (From Page 1, Line 16)	48	
49.	Maximum Allowable Credit (47) _____ x _____ =	49	
50.	(Divide Line 48 into Line 47) (48) (New Jersey Tax, Line 26, Page 2) Income tax paid to other jurisdiction	50	
51.	Credit Allowed. (Enter lesser of Line 49 or Line 50 here and on Page 2, Line 27)	51	

SCHEDULE D ALLOCATION OF BUSINESS INCOME TO NEW JERSEY See instructions if other than Formula Basis of allocation is used. Enclose Form NJ-NR-A with Form NJ-1041.

BUSINESS ALLOCATION PERCENTAGE (From Form NJ-NR-A)
Enter below the line number and amount of each item of business income reported on Form NJ-1041 that is required to be allocated and multiply by allocation percentage to determine amount of income from New Jersey sources.

From Line No. _____ \$ _____ x _____ % = \$ _____

From Line No. _____ \$ _____ x _____ % = \$ _____

**SCHEDULE
NJ-BUS-1**
(Form NJ-1041)

**NEW JERSEY GROSS INCOME TAX
BUSINESS INCOME SUMMARY SCHEDULE**

2018

Name of Estate or Trust as shown on Form NJ-1041	Name and Title of Fiduciary	Federal Employer Identification Number
--	-----------------------------	--

PART I NET PROFITS FROM BUSINESS List the net profit (loss) from business(es). See instructions.

	Business Name	Social Security Number/ Federal EIN	Profit or (Loss)
1.			
2.			
3.			
4.	Net Profit or (Loss). (Add Lines 1, 2, and 3.) (Enter here and on Line 8, NJ-1041. If loss, enter ZERO on Line 8.)		4.

PART II NET GAINS OR INCOME FROM RENTS, ROYALTIES, PATENTS, AND COPYRIGHTS List the net gains or net income, less net loss, derived from or in the form of rents, royalties, patents, and copyrights. See instructions.
Type of Property: 1-Rental real estate 2-Royalties 3-Patents 4-Copyrights

	Source of Income or Loss. If rental real estate, enter physical address of property.	Social Security Number/ Federal EIN	Type - Enter number from list above	Income or (Loss)
1.				
2.				
3.				
4.	Net Income or (Loss). (Add Lines 1, 2, and 3.) (Enter here and on Line 10, NJ-1041. If loss, enter ZERO on Line 10.)			4.

PART III DISTRIBUTIVE SHARE OF PARTNERSHIP INCOME List the distributive share of income (loss) from partnership(s). See instructions.

	Partnership Name	Federal EIN	Share of Partnership Income or (Loss)
1.			
2.			
3.			
4.	Distributive Share of Partnership Income or (Loss). (Add Lines 1, 2, and 3.) (Enter here and on Line 11, NJ-1041. If loss, enter ZERO on Line 11.)		4.

PART IV NET PRO RATA SHARE OF S CORPORATION INCOME List the pro rata share of income (usable loss) from S corporation(s). See instructions.

	S Corporation Name	Federal EIN	Pro Rata Share of S Corporation Income or (Usable Loss)
1.			
2.			
3.			
4.	Net Pro Rata Share of S Corporation Income or (Usable Loss). (Add Lines 1, 2, and 3.) (Enter here and on Line 12, NJ-1041. If loss, enter ZERO on Line 12.)		4.

**SCHEDULE
NJ-BUS-2**
(Form NJ-1041)

**NEW JERSEY GROSS INCOME TAX
ALTERNATIVE BUSINESS CALCULATION ADJUSTMENT**

2018

Name of Estate or Trust as shown on Form NJ-1041		Name and Title of Fiduciary		Federal Employer Identification Number	
PART I INCOME (LOSS)		Column A		Column B	
		Reportable Regular Business Income		Alternative Business Income/(Loss)	
1.	Net Profits From Business	1a.		1b.	
2.	Net Gain or Income From Rents, Royalties, Patents, and Copyrights	2a.		2b.	
3.	Distributive Share of Partnership Income	3a.		3b.	
4.	Net Pro Rata Share of S Corporation Income	4a.		4b.	
5.	Loss Carryforward From Tax Year 2017			5b.	()
6.	Totals	6a.		6b.	
PART II ADJUSTMENT CALCULATION					
7.	Total Regular Business Income	7.			
8.	Total Alternative Business Income/(Loss). (If loss, enter zero)	8.			
9.	Business Increment (Line 7 minus Line 8)	9.			
10.	Adjustment Percentage	10	0.50		
11.	Alternative Business Calculation Adjustment (Line 9 x 0.50)	11.			
PART III LOSS CARRYFORWARD TO TAX YEAR 2019					
12.	Loss Carryforward to Tax Year 2019	12.		()	

Instructions

- Line 1a. Enter the amount from Line 8 of Form NJ-1041.
- Line 1b. Enter the amount from Part I, Line 4 of Schedule NJ-BUS-1 (Form NJ-1041).
- Line 2a. Enter the amount from Line 10 of Form NJ-1041.
- Line 2b. Enter the amount from Part II, Line 4 of Schedule NJ-BUS-1 (Form NJ-1041).
- Line 3a. Enter the amount from Line 11 of Form NJ-1041.
- Line 3b. Enter the amount from Part III, Line 4 of Schedule NJ-BUS-1 (Form NJ-1041).
- Line 4a. Enter the amount from Line 12 of Form NJ-1041.
- Line 4b. Enter the amount from Part IV, Line 4 of Schedule NJ-BUS-1 (Form NJ-1041).
- Line 5b. Enter the amount from Line 12 of your 2017 Schedule NJ-BUS-2 (Form NJ-1041).
- Line 6a. Enter the total of Lines 1a through 4a.
- Line 6b. Enter the total of Lines 1b through 5b, netting gains with losses.
- Line 7. Enter the amount from Line 6a of this schedule.
- Line 8. Enter the amount from Line 6b of this schedule. If loss, enter zero here.
- Line 9. Subtract Line 8 from Line 7. If the result is zero, also enter zero on Line 11 and on Line 20 of Form NJ-1041, and continue with Line 12.
- Line 10. The adjustment percentage for Tax Year 2018 is 50% (0.50).
- Line 11. Multiply the amount on Line 9 by 50% (0.50). Enter here and on Line 20 of Form NJ-1041.
- Line 12. If the amount on Line 6b is a loss, enter the amount of the loss on this line. Otherwise, enter zero.

2018

Beneficiary's or Grantor's Share of Income

For Calendar Year 2018, or Fiscal Year Beginning _____, 2018 and ending _____, 20_____

PART I General Information			
Beneficiary or Grantor Information		Estate or Trust Information	
Federal Identification Number		Federal Identification Number	
Name		Name of Estate or Trust	
Street Address		Name of Fiduciary	
		Street Address	
City	State	Zip Code	
City		State	Zip Code
Check Applicable Box Individual Resident Nonresident <input type="checkbox"/> <input type="checkbox"/> Trust <input type="checkbox"/> <input type="checkbox"/> Tax-Exempt Entity <input type="checkbox"/> <input type="checkbox"/> Grantor <input type="checkbox"/> <input type="checkbox"/> <input type="checkbox"/> Final NJK-1 <input type="checkbox"/> Member of Composite Return <input type="checkbox"/> Amended NJK-1		Check Applicable Box Resident Nonresident Estate <input type="checkbox"/> <input type="checkbox"/> Trust <input type="checkbox"/> <input type="checkbox"/> Grantor Trust <input type="checkbox"/> <input type="checkbox"/>	

PART II Beneficiary's Share of Income			
	Total Distribution	New Jersey Source Income Distributed	Tax Paid by Partnerships and Distributed
Net Income From Estate or Trust			

PART III Grantor's Share of Income		
	Everywhere Income	NJ Source Income
Interest NJ Exempt _____		
Dividends NJ Exempt _____		
Net profits or loss from business		
Net gains, income or loss from disposition of property		
Net gains, income or loss from rents, royalties, patents, and copyrights		
Distributive share of partnership income or loss		
Net pro rata share of S corporation income or loss		
Other Income - state nature _____ .		
Tax paid by partnership(s) on behalf of trust		

Beneficiary and Grantor Reporting of Income

For Gross Income Tax reporting purposes, the net income earned by an estate or trust does not retain its character, i.e., interest, partnership income; rather it is a specified income category, Net Gains or Income Derived Through Estates or Trusts.

The net income from an estate or trust actually distributed or required to be distributed during the taxable year is taxable to the beneficiary in the income category Net Income From Estates and Trusts. In completing New Jersey Form NJ-1040, NJ-1040NR, or NJ-1041, the income is included on the line Other Income.

Beneficiary Reporting of NJK-1 Income and Tax Paid by Partnerships and Distributed

Resident Individual, Estate, or Trust - Include the Total Distribution on Form NJ-1040 or Form NJ-1041, Other Income.

Nonresident Individual - Include the Total Distribution on Form NJ-1040NR in Column A, Other Income. Include the New Jersey Source Income Distributed in Column B, Other Income. Include the Tax Paid by Partnerships and Distributed on Form NJ-1040NR, Line 50.

Nonresident Estate or Trust - Include the Total Distribution on Form NJ-1041, Other Income. Include the New Jersey Source Income Distributed on Schedule E, Other Income. Include the Tax Paid by Partnerships and Distributed on Form NJ-1041, Line 34a.

Grantor Reporting of NJK-1 Share of Income and Tax Paid by Partnerships on Behalf of Trust

Resident Grantor - Include the Everywhere Income amounts in each category of income on Form NJ-1040.

Nonresident Grantor - Include the Everywhere Income amounts in each category of income on Form NJ-1040NR, Column A. Include the New Jersey Source Income amounts in each category of income in Column B. Include Tax Paid by Partnerships on Behalf of Trust on Line 50.

NEW JERSEY GROSS INCOME TAX
BUSINESS ALLOCATION SCHEDULE

Use this schedule if business activities are carried on both inside and outside New Jersey or
if business activities are carried on 100% outside New Jersey.

This form must be enclosed and filed with your New Jersey Income Tax return.

Enter name, address, and Social Security/federal employer identification number as shown on the Form NJ-1040NR, Form NJ-1041, or Form NJ-1065.

Legal name of taxpayer	Social Security Number/Federal EIN		
Trade name of business if different from legal name above	For the Taxable Year Ending (Month, Day, Year)		
Address (number and street or rural route)			
City or Post Office	State	Zip Code	

Section 1 – Business Locations

List all places BOTH INSIDE AND OUTSIDE New Jersey where business is carried on.

	(a) Street Address	(b) City and State	(c) Description of Business Location	(d) Check One	
				RENT	OWN
1.					
2.					
3.					
4.					

Section 2 – Average Values

ASSETS (See instructions)	Average Values			
	Column A Everywhere		Column B New Jersey	
1. Real Property Owned	1.		1.	
2. Real and Tangible Property Rented	2.		2.	
3. Tangible Personal Property Owned	3.		3.	
4. TOTALS (Add Lines 1-3 in each column)	4.		4.	

Section 3 – Business Allocation Percentage

1.	Average Values of Property:			
	a. In New Jersey (from Section 2, Column B, Line 4)	1a		
	b. Everywhere (from Section 2, Column A, Line 4)	1b		
	c. Percentage in New Jersey. (Divide Line 1a by Line 1b)		1c	%
2.	Total Receipts from All Sales, Services, and Other Business Transactions:			
	a. In New Jersey	2a		
	b. Everywhere	2b		
	c. Percentage in New Jersey (Divide Line 2a by Line 2b)		2c	%
3.	Wages, Salaries, and Other Personal Compensation Paid During the Year:			
	a. In New Jersey	3a		
	b. Everywhere	3b		
	c. Percentage in New Jersey. (Divide Line 3a by Line 3b)		3c	%
4.	Sum of New Jersey Percentages. (Add Lines 1c, 2c and 3c)		4	%
5.	Business Allocation Percentage. (Divide the total on Line 4 by 3; if less than 3 fractions, see instructions)		5	%

2018 New Jersey Income Tax Fiduciary Return

What You Need to Know:

- Use only blue or black ink when completing your forms.
- Do not staple, paper clip, tape, or use any other fastening device.
- Make sure all numbers entered on these forms are placed within the boundaries of each box. Do not use dollar signs or dashes.

Print or type numbers as follows:

1	2	3	4	5	6	7	8	9	0
---	---	---	---	---	---	---	---	---	---

Payment Voucher (Form NJ-1041-V)

Use the payment voucher (Form NJ-1041-V) only if tax is owed on the 2018 return and the tax is being paid by check or money order. Do not send in the payment voucher if requesting a refund and/or credit on the 2018 return. Mail the payment voucher with your check or money order in the same envelope with the tax return.

Paying by E-Check or Credit Card

You can pay your 2018 New Jersey Income Taxes or make a payment of estimated tax for 2019 by electronic check (e-check) or credit card (Visa, American Express, MasterCard or Discover). See **“Payment of Tax” on page 2**. If you pay the tax due by e-check or credit card, do not send in the payment voucher.

Extension Application (Form NJ-630)

See page 3 for information on filing an application for extension of time to file the Income Tax return. **Mail the completed extension application and any related payment to the address on the front of Form NJ-630.**

NOTE: You can file a request for a 5½-month extension online (www.njtaxation.org) until 11:59 p.m. on April 15, 2019. If you are required to make a payment with your online extension application, **you must make the payment by e-check or credit card.**

Table of Contents

General Filing Information	1
Who Must File.....	1
Period to be Covered by Return	2
When and Where to File	2
Payment of Tax.....	2
Extension of Time to File	3
Estimated Tax	3
Penalties, Interest, and Collection Fees	4
Name, Address, and Identification Number.....	5
Income.....	5
Schedule A – Net Gains or Income From Disposition of Property	9
Schedule B – Beneficiaries’ Shares of Income.....	10
Schedule C – Credit for Income or Wage Taxes Paid by New Jersey Estates or Trusts to Other Jurisdictions.....	10
Schedule D – Allocation of Business Income to New Jersey	11
Schedule E – New Jersey Income of Nonresident Estates and Trusts	11
Schedule NJ-BUS-1 – Business Income Summary.....	11
Instructions for Schedule NJK-1	13
Form NJ-NR-A – Business Allocation Schedule	14
Tax Table	16
Tax Rate Schedules.....	24
Index.....	26
Information, Forms, and Assistance	outside back cover

DEFINITIONS

Fiduciary means a guardian, trustee, executor, administrator, receiver, conservator, or any person acting in any trust or similar capacity.

The term *estates* refers only to the estates of deceased persons. The New Jersey Gross Income Tax liability for minors, persons adjudicated incompetent, or for any person who is suffering from some other legal disability must be calculated on the same form as that used for any other individual taxpayer, but it may be prepared in the name of the disabled individual and signed by the guardian or conservator.

WHO MUST FILE A RETURN

Resident Estates and Trusts

The fiduciary of every resident estate or trust must file a New Jersey Gross Income Tax Fiduciary Return (Form NJ-1041) if gross income, before exemptions or deductions, was more than \$10,000 (prorated for the number of months covered by a part-year return) during the tax year.

A resident estate or trust is not subject to New Jersey tax if it:

- Does not have any tangible assets in New Jersey;
- Does not have any income from New Jersey sources; **and**
- Does not have any trustees or executors in New Jersey.

However, the fiduciary must file Form NJ-1041 for such estate or trust, enclose a statement certifying that the estate or trust is not subject to tax, and check the box on Line 26.

Resident estate or trust means:

- (1) The estate of a decedent who at his/her death was domiciled in New Jersey; or
- (2) A trust, or a portion of a trust, consisting of property transferred by will of a decedent who at his/her death was domiciled in New Jersey; or
- (3) A trust, or portion of a trust, consisting of the property of:
 - (a) A person domiciled in New Jersey at the time such property was transferred to the trust, if such trust or portion of a trust was then irrevocable, or if it was then revocable and has not subsequently become irrevocable; or
 - (b) A person domiciled in New Jersey at the time such trust, or portion of a trust, became irrevocable, if it was revocable when such property was transferred to the trust but has subsequently become irrevocable.

For the purposes of the foregoing, domicile is the place an individual regards as his/her permanent home—the place to which he/she intends to return after a period of absence. A domicile, once established, continues until a new, fixed, and permanent home is acquired. No change of domicile results from moving to a new location if the intention is to remain only for a limited time even if it is for a relatively long duration.

A resident estate or trust does not include charitable trusts or trusts that are part of a pension or profit-sharing plan.

Revocable/Irrevocable Trust. A trust or portion of a trust is revocable if it is subject to a power, exercisable immediately or at any future time, to revest title in the person whose property constitutes such trust or portion of a trust, and a trust or portion of a trust becomes irrevocable when the possibility that such power may be exercised has been terminated.

Grantor Trust. Grantor trusts are required to file a New Jersey Gross Income Tax Fiduciary Return. If the grantor trust income is reportable by or taxable to the grantor for federal income tax purposes, it also is taxable to the grantor for New Jersey Income Tax purposes. (See the line-by-line instructions for distributions.)

Charitable Trust. A charitable trust is a trust operated **exclusively** for a religious, charitable, scientific, literary, or educational purpose. Income of a charitable trust is exempt from Income Tax. However, income received by a charitable trust that is not distributed or credited to its beneficiaries is subject to tax in the tax year of the trust. If the terms of the governing instrument of an estate or trust require any amount of income to be accumulated and added to the principal for ultimate distribution to any religious, charitable, scientific, literary, or educational organization and such income is permanently and irrevocably set aside for such purposes, it will be treated as having been paid, credited, or required to be distributed to the charitable beneficiary. The same treatment is afforded to any income required to be held in trust for the use of any charitable beneficiary or organization.

In general, income that is deemed to have been paid, credited, or required to be distributed to a beneficiary is taxable to such beneficiary. However, if the beneficiary is an exempt charitable organization, no tax will be imposed. This is true even if the income is permanently and irrevocably set aside in an invested income account.

Nonresident Estates and Trusts

The fiduciary of every nonresident estate or trust that derived income from New Jersey sources must file a New Jersey Gross Income Tax Fiduciary Return (Form NJ-1041) if the gross income received from all sources (both inside and outside New Jersey) during the tax year was more than \$10,000 (prorated for the number of months covered by a part-year return) before exemptions or deductions.

A nonresident estate or trust does not include charitable trusts or pension or profit-sharing trusts. The residence of the fiduciary does not affect the nonresident classification of an estate or trust.

Gross income from sources within New Jersey for a nonresident estate or trust means those items of income and gain that are earned, received, or acquired from the following sources:

1. By reason of ownership or disposition of any interest in real or tangible personal property in New Jersey; or

2. In connection with a trade, profession, or occupation carried on in New Jersey or for the rendition of personal services performed in New Jersey; or
3. As a distributive share of the income of a business, profession, enterprise, undertaking, or other activity as the result of work done, services rendered, or other business activities conducted in New Jersey except as allocated to another state; or
4. From intangible personal property employed in a trade, profession, occupation, or business carried on in New Jersey; or
5. Income of a New Jersey S corporation allocated to New Jersey; or
6. Net gambling winnings from New Jersey sources, including New Jersey Lottery winnings from prize amounts exceeding \$10,000.

Electing Small Business Trusts

A federal Electing Small Business Trust can make a New Jersey election to be taxed in the same manner as for federal tax purposes. See Form NJ-1041SB for election information, filing instructions, and tax forms.

PERIOD TO BE COVERED BY RETURN

The 2018 return filed by an administrator or an executor of an estate must cover the period from January 1, 2018, or fiscal year beginning in 2018, or the date of death of decedent (if death occurred after January 1, 2018) to the end of the tax year selected by the fiduciary when appropriate. The 2018 return filed by a trustee of a trust must cover the period beginning January 1, 2018.

The tax year for the estate or trust must be the same as for federal income tax purposes. The tax year cannot be longer than 12 months. All income received by the executor, administrator, or trustee in the tax year must be reported on the return.

WHEN AND WHERE TO FILE

Form NJ-1041 must be filed on or before the 15th day of the fourth month following the close of the tax year of the estate or trust.

Mail Form NJ-1041 with related enclosures, payment voucher, and check or money order for any tax due to the address below. **Send only one return per envelope.**

Mail Form NJ-1041 to: STATE OF NEW JERSEY
DIVISION OF TAXATION
REVENUE PROCESSING CENTER
PO Box 888
TRENTON NJ 08646-0888

PAYMENT OF TAX

The balance of tax due must be paid in full by the original due date of the return. If the amount due is less than \$1, no payment is required. New Jersey Income Tax payments for Tax Year 2018

as well as estimated tax payments for 2019 can be made by check or money order, electronic check (e-check), or credit card.

Check or Money Order. Make the check or money order payable to "State of New Jersey - TGI" and write the federal employer identification number on it. Enter the payment for the balance due in the appropriate boxes on the payment voucher (Form NJ-1041-V). Send the check or money order and the payment voucher in the same envelope as the NJ-1041 return.

Do not include in the same check or money order the amount due for Tax Year 2018 and the first installment of estimated taxes for 2019. Use a separate check or money order for each payment. Send the 2019 estimated tax payment with an NJ-1040-ES voucher to the address indicated on that payment voucher. **Do not include the estimated tax payment with the 2018 fiduciary return.**

Electronic Check (E-Check). This option is available on the Division's website (www.njtaxation.org). Taxpayers who do not have internet access can pay by e-check by contacting the Division's Customer Service Center or visiting a Regional Information Center (see back cover). Do not send in the payment voucher (Form NJ-1041-V) when paying by e-check.

NOTE: E-check payments made using an account that is funded from a financial institution outside the United States will not be accepted.

When using e-check on the web, you will need the federal employer identification number, the date of the decedent's death or the date the trust was created, your bank's routing number, and your account number to make a payment.

Credit Card. A Visa, American Express, MasterCard, or Discover credit card can be used to pay online (www.njtaxation.org) or by phone (1-888-673-7694). Credit card payments can also be made by contacting the Division's Customer Service Center or by visiting a Regional Information Center (see back cover). Fees apply when paying by credit card. The fee is added to the actual tax payment. Do not send in the payment voucher (Form NJ-1041-V) when paying by credit card.

You will need your bank's 9-digit routing number and your account number to pay by e-check. Do not enter the check number as part of the account number. **NOTE:** The routing and account numbers may be in different places on your check.

EXTENSION OF TIME TO FILE

An extension of time is granted only to file the New Jersey Gross Income Tax Fiduciary Return. There is no extension of time to pay tax due. We will notify you only if the extension request is denied, but not until after the return is actually filed. **Penalties and interest are imposed whenever tax is paid after the original due date.**

5½-Month Extension

You can receive a 5½-month extension of time to file your New Jersey Gross Income Tax Fiduciary Return. An application for an extension of time to file is accepted only if at least 80% of the tax liability calculated on Line 28 of your Form NJ-1041 when filed is paid in the form of withholdings, estimated, or other payments by the original due date, **and**

- 1. Federal extension filed.** A copy of your federal Application for Automatic Extension is enclosed with your final return and the box at the top of Form NJ-1041 is checked (or your confirmation number is entered in the space provided at the top of Form NJ-1041 if the extension application or payment was filed online or by phone); **or**
- 2. No federal extension filed.** You file a request for a 5½-month extension on Form NJ-630, Application for Extension of Time to File New Jersey Gross Income Tax Return, by the original due date of the return. Taxpayers who file Form NJ-630 will not receive an approved copy. We will notify you only if the request is denied, but not until after the return is actually filed.

NOTE: If a federal extension is filed, Form NJ-630 must still be filed by the original due date if you are required to make a payment to satisfy the 80% requirement.

If you fail to satisfy the requirements outlined for an extension of time to file, or you fail to file your return by the extended due date, your extension will be denied and penalties and interest will be imposed from the original due date of the return. (See “Penalties, Interest, and Collection Fees” on page 4.)

ACCOUNTING METHOD

A taxpayer’s accounting method for New Jersey Income Tax must be the same as the accounting method used for federal income tax purposes. Income must be recognized and reported in the same period as it is recognized and reported for federal income tax purposes.

CHANGES IN FEDERAL INCOME TAX

Report to the New Jersey Division of Taxation any change or correction in federal taxable income as reported on your federal fiduciary income tax return, whether resulting from the filing of any amended federal return or otherwise, within 90 days after filing such return or final determination of such change by the Internal Revenue Service. Similarly, if an amended federal return is filed, an amended New Jersey return must be filed within 90 days.

AMENDED RETURN

The fiduciary should carefully follow the instructions when completing the tax return. Before filing the return, the fiduciary should make sure all of the income has been properly reported and any credits for which the estate or trust is eligible have been claimed. However, if after the return has been filed the fiduciary discovers that he/she failed to report income or erroneously claimed credits or did not claim credits for which the estate or trust was eligible, the error may be corrected by filing an amended return. The fiduciary should file a new return, clearly marked “AMENDED RETURN,” in which the correct tax or refund is shown.

If an error is discovered that will result in a refund of tax, the amended Form NJ-1041 must be filed within three years from the date the original return was filed or within two years from the time the tax was paid, whichever is later, to receive a refund. (A return filed before the due date or extended due date is considered to be filed on such due date or extended due date.)

ESTIMATED TAX PAYMENTS

Certain estates and trusts are required to file Form NJ-1040-ES and make quarterly estimated tax payments for any tax year in which the estimated tax of the estate or trust is expected to exceed \$400. Estimated tax means the projected amount of New Jersey Income Tax liability for the tax year after subtracting allowable credits. Instructions for calculating the estimated tax and making estimated payments are included with Form NJ-1040-ES. Failure to file a declaration of estimated tax or to pay all or any part of an installment of estimated tax will result in interest charges on the underpayment.

Exceptions

Estimated tax payments are not required from:

- A decedent’s estate for any tax year ending before the date that is two years after the decedent’s death; or
- A trust that was treated as owned by the decedent if the trust will receive the residue of the decedent’s estate under the will (or if no will is admitted to probate, the trust primarily responsible for paying debts, taxes, and expenses of administration) for any tax year ending before the date that is two years after the decedent’s death.

Underpayment of Estimated Tax

If all estimated tax payments are not made as required, Form NJ-2210, Underpayment of Estimated Tax by Individuals, Estates or Trusts, should be completed to determine if interest is due and if so, to calculate the amount.

For more information, see Tax Topic Bulletin GIT-8, *Estimating Income Taxes*.

NAME AND FEDERAL EMPLOYER IDENTIFICATION NUMBER

The name and federal employer identification number **must** be entered on all schedules accompanying the return. If there is a balance due with the return, place the federal employer identification number on the remittance.

PRIVACY ACT NOTIFICATION

The federal Privacy Act of 1974 requires all agencies requesting information from individuals to inform them why the request is being made and how the information is being used. The Division of Taxation uses the federal employer identification number primarily to account for and give credit for tax payments. It also is used in the administration and enforcement of all tax laws for which we are responsible.

ROUNDING OFF TO WHOLE DOLLARS

When completing your return and the accompanying schedules, you can show the money items in whole dollars. If you have to add two or more items to figure the total to enter on a line, include the cents when adding the items and round off only the total. When entering the rounded total on the line, eliminate any amount under 50 cents and increase any amount 50 cents or more to the next higher dollar. If you do round off, do so for all amounts. When rounding, enter zeros in the space provided for cents.

GUBERNATORIAL ELECTIONS FUND

A fiduciary can designate as a contribution to the Gubernatorial Elections Fund the sum of \$1. The designation of a contribution to this fund does not increase the tax liability or reduce the amount of any possible refund.

SIGNATURE AND DATE

The return must be signed and dated in blue or black ink by the individual fiduciary or by the authorized officer of the organization receiving or having custody or control and management of the income of the estate or trust.

Preparer Authorization

Because of the strict provisions of confidentiality, Division of Taxation personnel cannot discuss your return or enclosures with anyone other than you without your written authorization. If, for any reason, you want a Division of Taxation representative to discuss your tax return with the individual who signed the return as "Preparer Other than Fiduciary," we must have your permission to do so. To authorize the Division of Taxation to discuss your return and enclosures with your "Preparer Other than Fiduciary," check the box above the preparer's signature line.

Tax Preparers

Any person who prepares a taxpayer's return for a fee must sign as "Preparer" and enter his or her Social Security number or federal preparer tax identification number. Returns prepared by a firm or corporation should be signed by the individual preparer and should include the name of the firm or corporation. The individual preparer's Social Security (tax identification) number must be included, as well as the federal employer identification number of the firm or corporation. Any tax preparer who fails to sign the return or provide the assigned tax identification number will be liable for a \$25 penalty for each such failure.

NOTE: Preparers that reasonably expect to prepare 11 or more individual resident Income Tax returns (including those filed for trusts and estates) during the tax year must use electronic methods to file those returns if an electronic filing option is available. A tax preparer is liable for a penalty of \$50 for each return he or she fails to file electronically when required to do so.

Opting Out of Electronic Filing

If your tax preparer is required to file all returns electronically but you want to file a paper return, you can opt out by enclosing Form NJ-1040-O, E-File Opt-Out Request Form, with your paper return. Both you and your preparer must sign the form, and your preparer must check the box below his or her signature on your return to indicate that Form NJ-1040-O is enclosed.

PENALTIES, INTEREST, AND COLLECTION FEES

Late Filing Penalty. 5% per month or fraction of a month for each month of delinquency up to a maximum of 25% of the balance of the tax due with the return. In addition, the law allows a \$100 per month (or fraction of a month) penalty.

Late Payment Penalty. 5% of the outstanding tax balance may be imposed.

Interest. 3% above the prime rate for every month or fraction of a month the tax is unpaid, compounded annually. At the end of each calendar year, any tax, penalties, and interest remaining due (unpaid) will become part of the balance on which interest is charged.

Collection Fees. In addition, if a tax bill is sent to our collection agency, a referral cost recovery fee of 10.7% of the tax due will be added to the liability. If a certificate of debt is issued for an outstanding liability, a fee for the cost of collection of the tax also may be imposed.

NAME, ADDRESS, AND IDENTIFICATION NUMBER

Print or type the name of the estate or trust, the name and title of the fiduciary, and complete address with the ZIP code. Check the “Change of Address” box if the address has changed since the last time a New Jersey return was filed. Enter the federal employer identification number in the space provided.

Lines 1 through 4 – Residency Status

Indicate the residency status of the estate or trust by checking the appropriate box provided at each line. Indicate in the space provided the date of the decedent’s death or the date the trust was created. If the estate or trust is a resident of a state other than New Jersey, enter the name of the state. In the space provided, indicate the type of trust (i.e., Simple trust, Complex trust, Grantor type trust).

Line 5 – Estate Closed or Trust Terminated

If the estate was closed or the trust terminated, check the box provided and indicate the date of such closing or termination. Also write “FINAL RETURN” at the top of the form.

INCOME

Estates and trusts (whether resident or nonresident) must report on Lines 6 through 13 taxable income received from all sources (both inside and outside New Jersey) during the tax year. (Nonresident estates or trusts must complete Lines 6–13 as if the income was earned by a resident estate or trust. Nonresident estates or trusts also must complete Schedule E to report their income from New Jersey sources. See the instructions for Schedule E on page 11.)

Important: Net losses in one category of income cannot be applied against income or gains in another on Form NJ-1041. In the case of a net loss in any category, enter “0” for that category. Under New Jersey law, no carryback or carryover of losses is permitted when reporting income on Form NJ-1041.

Line 6 – Interest

Report all taxable interest from all sources, including savings and loan associations, credit unions, bank deposits, bonds, certificates of deposit, interest-bearing checking accounts, life insurance dividends, etc. Interest derived from sources held outside New Jersey is includable in gross income.

Interest received from Ginnie Maes, Fannie Maes, and Freddie Macs is taxable since these securities are not direct obligations of the federal government. Interest income received from repurchase agreements is taxable to the investor regardless of the nature of the underlying obligation. Interest on obligations of other states and their political subdivisions is subject to tax, as is the interest on obligations of the District of Columbia.

Distributions from Coverdell education savings accounts (ESAs), but only the earnings portion, also are includable in gross income.

Amounts paid by a mutual fund or other regulated investment company are includable in gross income unless the fund is a qualified investment fund as defined by New Jersey law, or to the extent that the distributions are attributable to interest earned on federal obligations.

For New Jersey Income Tax purposes, a forfeiture penalty resulting from an early withdrawal of a time deposit account is considered a loss that can be used to offset interest income.

Interest to be Reported on Other Lines. Interest that was earned and paid to a sole proprietorship, a partnership, an S corporation, or an estate or trust is not included on Line 6. The estate’s or trust’s portion of the interest from these sources will be included as follows:

- ♦ *Sole proprietorship:* Schedule NJ-BUS-1, Part I;
- ♦ *Partnership:* Schedule NJ-BUS-1, Part III;
- ♦ *S Corporation:* Schedule NJ-BUS-1, Part IV;
- ♦ *Estate or Trust:* Form NJ-1041, Line 13 (Grantor Trusts, see the instructions for Schedule B, Line 45).

NOTE: Interest paid or deemed to have been paid to the estate or trust by a partnership or S corporation and reported on Form 1099 must be included as interest on Line 6.

For more information regarding the reporting of partnership income or S corporation income and distributions, see Tax Topic Bulletins GIT-9P, *Income From Partnerships*, or GIT-9S, *Income From S Corporations*.

Tax-Exempt Interest Income. In the space provided, report all tax-exempt interest as well as exempt interest dividends from a New Jersey qualified investment fund. If exempt interest is more than \$10,000, you must include an itemized schedule detailing the amount received from each source.

New Jersey tax-exempt interest income includes interest from obligations of the State of New Jersey or any of its political subdivisions, direct federal obligations such as U.S. Savings Bonds and Treasury Bills, Notes and Bonds, Sallie Maes, CATS, TIGRs, certain distributions from “New Jersey Qualified Investment Funds,” and distributions paid by mutual funds to the extent the distributions are attributable to interest earned on federal obligations.

A New Jersey qualified investment fund is a regulated investment company in which at least 80% of the underlying investments are obligations issued either directly by the federal government or by the State of New Jersey or any of its political subdivisions.

If you received a distribution from a qualified investment fund, you can exclude from income only the portion that is attributable to qualified exempt obligations. A fund that is a qualified investment fund for New Jersey purposes should notify its shareholders by February 15 as to the portion of each distribution that can be excluded from income.

Line 7 – Dividends

Enter on this line the amount of dividends received during the tax year from investments (e.g., from stocks, mutual funds) or other income-producing activities that do not constitute a trade or business. The total amount of dividends received, **regardless of where earned**, must be reported. For dividends received from a mutual fund or other regulated investment company, see the instructions for interest income at Line 6.

Dividends to be Reported on Other Lines. Dividends that were earned and paid to a sole proprietorship, a partnership, an S corporation, or an estate or trust are not included on Line 7. The estate's or trust's portion of the dividends from these sources will be included as follows:

- ♦ *Sole proprietorship:* Schedule NJ-BUS-1, Part I;
- ♦ *Partnership:* Schedule NJ-BUS-1, Part III;
- ♦ *S Corporation:* Schedule NJ-BUS-1, Part IV;
- ♦ *Estate or Trust:* Form NJ-1041, Line 13 (Grantor Trusts, see the instructions for Schedule B, Line 45).

For more information regarding the reporting of partnership income or S corporation income and distributions, see Tax Topic Bulletins GIT-9P, *Income From Partnerships*, or GIT-9S, *Income From S Corporations*.

Distributions out of earnings and profits of corporations are required to be reported in the year received by the shareholder.

Distributions not out of earnings and profits of a corporation that are a return of investment or capital in the company are sometimes referred to as tax-free distributions or nontaxable capital distributions. Such distributions are a return of capital, reduce the basis of the stock or investment, and are not taxable until the basis in the stock or investment is fully recovered. To the extent that a return of capital (when added to other distributions received in the past) exceeds the investment in the stock or security, it is included in income as a capital gain on Line 9.

Capital gain dividends, under New Jersey law, are taxable in full as capital gains. Dividends reinvested in a public utility are taxable.

Line 8 – Net Profits From Business

Complete Part I of New Jersey Schedule NJ-BUS-1, Business Income Summary Schedule, and enter on Line 8 the amount of net profits from business from Line 4 of Part I. **If the amount on Line 4 is a loss, enter "0" on Line 8.** Enclose Schedule NJ-BUS-1 and a copy of the federal Schedule C or F for each business with the return (see page 11).

Line 9 – Net Gains or Income From Disposition of Property

Enter on this line the amount from Schedule A, Line 44. Enclose a copy of federal Schedule D. If the estate or trust sold real property in New Jersey, enclose the Settlement Statement (HUD-1) for each property sold. **If the amount on Line 44 is a loss, enter "0" on Line 9** (see page 9).

Line 10 – Net Gains or Income From Rents, Royalties, Patents, and Copyrights

Complete Part II of New Jersey Schedule NJ-BUS-1, Business Income Summary Schedule, and enter on Line 10 the amount of net income from Line 4 of Part II. **If the amount on Line 4 is a loss, enter "0" on Line 10.** Enclose Schedule NJ-BUS-1 and a copy of federal Schedule E with the return (see page 12).

Line 11 – Distributive Share of Partnership Income

Complete Part III of New Jersey Schedule NJ-BUS-1, Business Income Summary Schedule, and enter on Line 11 the distributive share of partnership income from Line 4 of Part III. **If the amount on Line 4 is a loss, enter "0" on Line 11.** Enclose Schedule NJ-BUS-1 and a copy of Schedule NJK-1, Form NJ-1065, for each partnership with the return. If the estate or trust did not receive a Schedule NJK-1, a copy of the federal Schedule K-1 must be enclosed (see page 13).

Line 12 – Net Pro Rata Share of S Corporation Income

Complete Part IV of New Jersey Schedule NJ-BUS-1, Business Income Summary Schedule, and enter on Line 12 the net pro rata share of S corporation income from Line 4 of Part IV. **If the amount on Line 4 is a loss, enter "0" on Line 12.** Enclose Schedule NJ-BUS-1 and a copy of Schedule NJ-K-1, Form CBT-100S, for each S corporation with the return. If the estate or trust did not receive a Schedule NJ-K-1, a copy of the federal Schedule K-1 must be enclosed (see page 13).

Line 13 – Other Income

Enter on this line the amount of income for which a space is not provided elsewhere on the return. Also state the nature of this income. If additional space is needed, enclose a statement with the return.

Line 14 – Gross Income

Enter on this line the total of Lines 6 through 13. If the total is \$10,000 or less (prorated for the number of months covered by a part-year return), there is no New Jersey tax liability and no return need be filed. If the return is being filed only to obtain a refund of estimated payments made and/or other credits, complete Schedule B, Beneficiaries' Shares of Income, and Line 15 and then continue completing the return at Line 33.

Line 15 – Deduction for Distributions to Beneficiaries

Enter on this line the amount from Schedule B, Line 46A (see page 10).

Line 16 – Total Income

Subtract Line 15 from Line 14 and enter the result on Line 16.

NONRESIDENT ESTATES AND TRUSTS ONLY:

Caution: Nonresident estates and trusts must complete Schedule E *before* completing Line 16a. (See the instructions for Schedule E on page 11.)

Line 16a – NJ Income from Schedule E, Line 11

Enter on this line the total amount of income from New Jersey sources from Schedule E, Line 11.

Line 17 – Income Commissions

Enter on this line commissions that are specifically related to income reported on Line 14 and paid or accrued to the Executor or Trustee. Deductible commissions are those measured as a percentage of income. Fixed fee commissions are not deductible. Enclose a schedule showing the calculation of the commissions.

Line 18 – Exemption

Enter \$1,000 on Line 18. If the return covers less than a full calendar year, prorate the exemption to reflect the period covered by the return.

Line 19 – Health Enterprise Zone Deduction

Eligible taxpayers engaged in providing primary care medical and/or dental services at a qualified practice located in or within five miles of a designated Health Enterprise Zone (HEZ) enter the amount of their HEZ deduction on Line 19. Partners and S corporation shareholders of a qualified practice enter the HEZ deduction amount listed on Schedule NJK-1, Form NJ-1065, or Schedule NJ-K-1, Form CBT-100S. Sole proprietors must enclose a schedule with the return showing how they calculated the amount of their HEZ deduction for Line 19. For information on eligibility requirements and how to calculate the HEZ deduction, see Technical Bulletin TB-56.

Line 20 – Alternative Business Calculation Adjustment

If Schedule NJ-BUS-1 was completed and there was a loss on Line 4 of either Part I, II, III, or IV, the estate or trust may be eligible for an income adjustment. An estate or trust that had a loss carryforward on Schedule NJ-BUS-2 from a prior year may also be eligible. Complete Schedule NJ-BUS-2, Alternative Business Calculation Adjustment. Enter on Line 20 the amount from Schedule NJ-BUS-2, Line 11.

Enclose a copy of Schedule NJ-BUS-2 with the return and keep a completed copy. **The estate or trust may need the information from this schedule to complete the return in future years.**

Line 21 – Total Deductions and Exemption

Enter on this line the total of Lines 17, 18, 19, and 20.

Line 22 – Taxable Income

Subtract total deductions and exemption (Line 21) from total income (Line 16) and enter the result here.

Line 23 – Taxable Income

Enter on Line 23 the taxable income from Line 22, Page 1.

NONRESIDENT ESTATES AND TRUSTS ONLY:**Line 24 – Tax on Amount on Line 23**

Calculate the tax on the amount on Line 23 by using one of the following methods:

Tax Table. If your taxable income is less than \$110,000, you can use the New Jersey Tax Table on page 16 or the New Jersey Tax Rate Schedule on page 24 to find your tax. After you have found your tax, enter the amount on Line 24.

Tax Rate Schedule. You must use the New Jersey Tax Rate Schedule on page 24 if your taxable income is \$110,000 or more. After you have calculated your tax, enter the amount on Line 24.

Line 25 – Income Percentage

To figure your income percentage, enter the amounts from Line 16a and Line 16 in the spaces provided. Divide the amount on Line 16a by the amount on Line 16. Carry your result to four decimal places. For example, if the amounts used were \$20,000 (Line 16a) divided by \$30,000 (Line 16), the result would be 66.67% or .6667. In certain situations, however, the income percentage can exceed 100%.

NOTE: The income percentage can exceed 100%. For example, a nonresident estate or trust realizes a \$50,000 gain from the sale of real property in New Jersey and sustains a \$10,000 loss from the sale of property in Florida. This nonresident taxpayer (which has no other income) reports \$40,000 as total income (Line 16) and \$50,000 as income from New Jersey sources (Line 16a). The income percentage is 125% (or 1.25) calculated as follows:

$$\$50,000 \text{ (Line 16a)} \div \$40,000 \text{ (Line 16)}$$

Line 26 – Tax**• RESIDENT ESTATES AND TRUSTS**

Calculate your New Jersey tax by using one of the following methods:

Tax Table. If your taxable income (Line 23) is less than \$110,000, you can use the New Jersey Tax Table on page 16 or the New Jersey Tax Rate Schedule on page 24 to find your tax. After you have found your tax, enter the amount on Line 26.

Tax Rate Schedule. You must use the New Jersey Tax Rate Schedule on page 24 if your taxable income is \$110,000 or more. After you have calculated your tax, enter the amount on Line 26.

NOTE: A resident estate or trust that does not have any tangible assets in New Jersey or any income from New Jersey sources, and does not have any trustees or executors in New Jersey is not subject to New Jersey tax. Check the box and enclose a statement with the return certifying that the estate or trust is not subject to tax.

• **NONRESIDENT ESTATES AND TRUSTS**

Multiply the amount on Line 24 by the income percentage on Line 25 and enter the result on Line 26. This is your New Jersey tax.

Line 27 – Credit for Income or Wage Taxes Paid by New Jersey Estates or Trusts to Other Jurisdictions

Enter on this line the amount of credit allowed from Schedule C, Line 51.

Line 28 – Balance of Tax

Subtract Line 27 from Line 26 and enter the result on Line 28.

Line 29 – Sheltered Workshop Tax Credit

Enter on Line 29 your Sheltered Workshop Tax Credit for the current year from Part IV, Line 12 of Form GIT-317. Enclose a copy of Form GIT-317 with the return and keep a completed copy.

Line 30 – Balance of Tax

Subtract Line 29 from Line 28 and enter the result on Line 30.

Line 31 – Penalty for Underpayment of Estimated Tax

New Jersey's Income Tax is a "pay-as-you-go" tax. You must pay the tax as it is earned or received throughout the year. If you do not pay enough tax on the income, the estate or trust may owe interest. (See "Estimated Tax Payments" on page 3.)

To calculate the amount of interest for the underpayment of estimated tax, complete Form NJ-2210, Underpayment of Estimated Tax by Individuals, Estates or Trusts. Enter on Line 31 the amount of interest due from Line 19, Form NJ-2210. Check the box at Line 31 and enclose Form NJ-2210 with the return.

Line 32 – Total Tax and Penalty

Add Lines 30 and 31 and enter the total on Line 32.

Line 33 – New Jersey Income Tax Previously Paid

Enter on this line the total of estimated payments made for 2018, including any payments made in connection with the sale or transfer of real property in New Jersey (enclose a copy of Form GIT/REP-1, Nonresident Seller's Tax Declaration, with the return); any 2017 overpayment credited to 2018; any amount paid to qualify for an extension of time to file; and any payments made by an S corporation on behalf of a nonresident/nonconsenting shareholder.

Do not include tax paid on behalf of the estate or trust by partnership(s) on this line. It must be reported on Line 34a.

Tax Paid on Your Behalf by Partnership(s) (Line 34a–c)

Line 34a. Enter on Line 34a the total amount of New Jersey Income Tax paid on behalf of the nonresident estate or trust by partnership(s), as shown on line 1, Part III of Schedule NJK-1 (Form NJ-1065) and tax paid by partnership(s) and distributed by an estate or trust to you, as shown in Part II of your Schedule NJK-1 (Form NJ-1041) from the estate or trust. Enclose a copy of each Schedule NJK-1.

NOTE: Estimated payments, payments made on behalf of a nonresident/nonconsenting shareholder, and payments made in connection with a sale or transfer of real property in New Jersey cannot be distributed to a beneficiary. The fiduciary of the estate or trust must claim any refund on Form NJ-1041.

Line 34b. Enter on Line 34b the amount from Schedule B, Line 46C.

Line 34c. Subtract Line 34b from Line 34a and enter the result on Line 34c.

Line 35 – Total New Jersey Income Tax Withheld

Enter on Line 35 the total New Jersey Income Tax withheld, as shown on any W-2, W-2G, and/or 1099 statement(s) issued to the estate or trust. All W-2 and 1099 statements must reflect the same federal employer identification number (FEIN) that is listed on the return.

Form W-2. The W-2 must indicate the amount of New Jersey tax withheld and the "State" box must indicate that the tax withheld was New Jersey Income Tax. Enclose the State copy of each withholding statement (W-2, W-2G).

Form 1099. Enter on Line 35 the total amount of New Jersey Income Tax withheld, if any, shown on those statements. **Enclose the State copy of Form 1099 with the return only if New Jersey Income Tax was withheld.**

DO NOT INCLUDE ON LINE 35:

- Tax paid on behalf of the nonresident estate or trust by partnership(s). Report on Line 34a.
- Estimated payments made in connection with a sale or transfer of real property in New Jersey. Report on Line 33.
- Payments made by an S corporation on behalf of a nonresident/nonconsenting shareholder. Report on Line 33.

Important: If a person received income in 2018 but died before filing a return, a New Jersey Income Tax return (Form NJ-1040 or Form NJ-1040NR) should be filed to report such income. Do not include on Line 35 amounts withheld from income of a deceased taxpayer.

Line 36 – Total Payments and Credits

Enter on this line the total of Lines 33, 34c, and 35.

Balance of Tax Due or Overpayment (Lines 37 and 38)

If the total tax and penalty (Line 32) is larger than total payments and credits (Line 36), subtract Line 36 from Line 32 and enter this amount on Line 37. (See “Payment of Tax” on page 2.)

If the total payments and credits (Line 36) are larger than the total tax and penalty (Line 32), subtract Line 32 from Line 36 and enter the result on Line 38.

Line 39 – Credit to 2019 Tax

Enter on Line 39 the amount of overpayment from Line 38 you wish to credit to 2019.

Line 40 – Refund

Subtract Line 39 from Line 38. Enter the result on Line 40. This is the amount to be refunded.

SCHEDULE A – Net Gains or Income From Disposition of Property**Line 41 – List of Transactions**

Enter in the spaces provided all net gains or income less net losses derived from the sale, exchange, or other disposition of property, including real or personal property, whether tangible or intangible, taxable under New Jersey law.

If the estate or trust sold or transferred real property in New Jersey and was required to make estimated tax payments in connection with the sale or transfer, include such payments on Line 33. Enclose a copy of Form GIT/REP-1, Nonresident Seller’s Tax Declaration, with the return.

NOTE: Certain gains or losses from the disposition of property owned by a business (sole proprietorship, partnership, or S corporation) or an estate or trust must be reported in other income categories on Form NJ-1041 — not on Schedule A. See “Gains/Losses to be Reported on Other Lines” below before completing Schedule A.

The basis to be used for calculating gain or loss is the cost or adjusted basis determined for federal income tax purposes. New Jersey Income Tax law has uncoupled from certain changes in federal depreciation and expense deduction limits. A New Jersey depreciation adjustment may be required for assets placed in service on or after January 1, 2004. Complete the Gross Income Tax Depreciation Adjustment Worksheet GIT-DEP to calculate the adjustment. In listing the gain or loss on disposition of rental property, the New Jersey adjustment from Worksheet GIT-DEP, line 6 must be taken into consideration. Keep the completed worksheet for the records of the estate or trust.

Complete Liquidation. If the estate or trust had an interest in a partnership, a sole proprietorship, or an S corporation that sold or disposed of virtually all of its assets in conjunction with the **complete liquidation** of the entity, then the estate’s or trust’s portion of the gain or loss from the entity’s sale or disposition of its

assets must be reported as net gains or income from the disposition of property.

If an interest in a partnership, sole proprietorship, or rental property was sold, you may be required to use a New Jersey adjusted basis. If shares in an S corporation were sold, you **must** use the New Jersey adjusted basis. The gain or loss from the sale or liquidation of a sole proprietorship, a partnership interest, or shares of S corporation stock must be reported as net gains or income from disposition of property on Schedule A.

For information on calculating the New Jersey adjusted basis and the New Jersey reportable gain or loss, refer to rules N.J.A.C. 18:35-1(c)(5) (trade or business property), 18:35-1.3(d)(2) (partnerships), or 18:35-1.5(k) (S corporations), and Tax Topic Bulletins GIT-9P, *Income From Partnerships*, or GIT-9S, *Income From S Corporations*.

All capital gains are taxed at their full amount. You can deduct federal passive losses in full in the year incurred, provided that there is a gain within the same category of income. No preferential treatment is given to any capital gain.

All gains derived from installment sales must be reported in the same tax year as reported for federal income tax purposes. If the New Jersey basis differs from the federal basis, a New Jersey installment sale calculation must be made and the New Jersey gain must be reported. If the spaces provided are not sufficient, enclose a statement with the return. Enclose a copy of federal Schedule D.

Gains/Losses to be Reported on Other Lines. A gain or loss from the disposition of property owned by a business or an estate or trust *is not reported on Schedule A*. The estate’s or trust’s portion of the gain or loss from these sources will be included as follows:

- ♦ *Sole proprietorship:* Schedule NJ-BUS-1, Part I;
- ♦ *Partnership:* Schedule NJ-BUS-1, Part III;
- ♦ *S Corporation:* Schedule NJ-BUS-1, Part IV;
- ♦ *Estate or Trust:* Form NJ-1041, Line 13 (Grantor Trusts, see the instructions for Schedule B, Line 45).

Line 42 – Capital Gains Distributions

Enter on this line the total amount of all capital gains distributions.

Line 43 – Other Net Gains

Enter on this line the total amount of net gains or income less net losses from disposition of property not included on Lines 41 and 42.

Line 44 – Net Gains

Enter on this line the total of Lines 41, 42, and 43. Also enter this amount on Line 9. If this amount is a loss, enter “0.”

SCHEDULE B – Beneficiaries’ Shares of Income**Line 45 – Beneficiaries’ Shares of Income**

Enter in the spaces provided the name and address, state of residence, and Social Security number of each beneficiary to whom estate or trust income was distributed or distributable during the tax year. In Column A, enter the actual amount of income distributed or required to be distributed to the beneficiaries. For New Jersey nonresident beneficiaries, enter in Column B the New Jersey source income distributed or required to be distributed. Do not include distributions of New Jersey tax-exempt income or corpus distributions. Also enter in Column C the amount of tax paid by partnerships on behalf of the estate or trust and that was distributed to a nonresident beneficiary or grantor. **Tax paid by partnerships can only be distributed to a nonresident beneficiary or grantor.** No entry should be made in Column C for a New Jersey resident beneficiary or grantor. If the spaces provided are not sufficient, enclose a statement with the return. Enclose a copy of New Jersey Schedule NJK-1(s).

GRANTOR TRUSTS ONLY:

If the income from a grantor trust is reportable by or taxable to the grantor for federal income tax purposes, it is also taxable to the grantor, and not the trust, for New Jersey Gross Income Tax purposes. The following instructions should be followed:

Line 45 – Beneficiaries’ Shares of Income

Enter the name and address, state of residence, and Social Security number of the taxable grantor. In Column A, enter the trust’s gross income from Line 14. For a New Jersey nonresident grantor, enter in Column B the New Jersey source income included in the trust’s gross income. If the grantor is a New Jersey resident, the total on Line 46C should be listed on Line 34a and on Line 34c and can only be refunded to the nonresident trust. Enter the amount on Line 46A on Line 15. Line 16 (Total Income) should equal zero (“0”).

Line 46A – Total Distributions to Beneficiaries

Enter on this line the total of the income distributed or distributable. Also enter this amount on Line 15.

Line 46B – New Jersey Source Income Distributed

Enter on this line the total of New Jersey source income distributed or distributable. Also enter this amount on Schedule E, Line 10.

Do not enter an amount on this line for a nonresident beneficiary if the income being distributed to the nonresident beneficiary was received from a business entity (i.e., sole proprietorship, partnership, LLP, or LLC) located in New Jersey and the business entity’s only activity is the purchase, holding, or sale of intangible personal property, such as commodities or securities, and such intangible personal property is not held for sale to customers. However, such income must be included in Column A.

Line 46C – Tax Paid on Behalf of Estate or Trust by Partnerships and Distributed

Enter on this line the total tax paid on behalf of the estate or trust by partnerships that was distributed to nonresident beneficiaries or grantor. Also enter this amount on Line 34b.

SCHEDULE C – Credit for Income or Wage Taxes Paid by New Jersey Estates or Trusts to Other Jurisdictions

A resident estate or trust may be eligible for a tax credit against its New Jersey tax if its income is from sources outside New Jersey and is subject to both New Jersey Income Tax and the income tax or wage tax imposed by another state of the United States or political subdivision of such state or by the District of Columbia. The fiduciary must complete this schedule to be allowed the credit.

NOTE: New Jersey does not require that a copy of the income tax return(s) filed with the other jurisdiction(s) be submitted with Form NJ-1041. However, taxpayers should keep complete copies of any returns filed with other jurisdiction(s), including Electronic Filing Income Tax Returns and associated schedules and worksheets that establish the nature and source of the income being taxed by the other jurisdiction. The taxpayer may be asked to submit copies of these or other documents.

Line 47 – Income Properly Taxed by Both New Jersey and Other Jurisdiction

Enter on this line the amount of income received during the tax year, after the deduction of the actual amount of income distributed or required to be distributed, that was subject to tax by another jurisdiction and also reported on the New Jersey return and included in Line 48. Do not combine the same income subject to tax by more than one jurisdiction. Income subject to tax by foreign countries *cannot* be included in Line 47.

Line 48 – Income Subject to Tax by New Jersey

Enter on this line the amount of income taxed by New Jersey from Line 16 (Total Income).

Line 49 – Maximum Allowable Credit

To calculate the amount to be entered on this line, divide the income taxed by New Jersey (Line 48) into income taxed by the other jurisdiction (Line 47) and multiply the result by the New Jersey tax (Line 26). This is the amount of maximum allowable credit.

Line 50 – Income Tax Paid to Other Jurisdiction

Enter on this line the total amount of income or wage tax paid to the other jurisdiction on the amount of income indicated at Line 47.

Line 51 – Credit Allowed

Enter on this line the *lesser* of Line 49 (maximum allowable credit) or Line 50 (income or wage tax paid to other jurisdiction). Also enter this amount on Line 27.

For more information on claiming a credit for taxes paid to another jurisdiction, see Tax Topic Bulletins GIT-3W, *Credit for Taxes Paid to Other Jurisdictions (Wage Income)*, and GIT-3B, *Credit for Taxes Paid to Other Jurisdictions (Business/Nonwage Income)*.

SCHEDULE D – Allocation of Business Income to New Jersey

Schedule D must be used by nonresident taxpayers who are required to complete and enclose a Gross Income Tax Business Allocation Schedule (Form NJ-NR-A). This schedule is completed only by nonresidents carrying on business both inside and outside New Jersey. (See the instructions for Form NJ-NR-A on page 14.)

SCHEDULE E – New Jersey Income of Nonresident Estates and Trusts

The New Jersey Income Tax liability of a nonresident estate or trust is based on the percentage of its total income that comes from New Jersey sources. Tax is calculated on income from all sources and then prorated according to the ratio that New Jersey income bears to income from both inside and outside New Jersey.

Nonresident estates must report their income from all sources (both inside and outside New Jersey) on Lines 6–13 of Form NJ-1041 and their income from New Jersey sources on Lines 1–8 of Schedule E. These figures cannot be copied from figures reported on the federal return.

Complete Schedule E *before* completing Line 16a of Form NJ-1041. If you complete Schedule E, enclose it with your completed Form NJ-1041.

Income From New Jersey Sources (Lines 1–8)

For each of the various categories of income, enter the portion of the estate's or trust's income received during the tax year that comes from New Jersey sources.

Important: For every entry on Lines 6–13 of Form NJ-1041, there should be an entry on the corresponding line on Schedule E. If none of the income in a particular category is from New Jersey sources, enter "0" on the appropriate line on Schedule E.

Income or losses that a nonresident estate or trust receives from a business entity (i.e., sole proprietorship, partnership, LLP, or LLC) located in New Jersey will not be deemed to be derived from New Jersey sources if the business entity's sole activity is the purchase, holding, or sale of intangible personal property, such as commodities or securities, and such intangible personal property is not held for sale to customers. However, such income must be included on the appropriate line of Form NJ-1041.

A nonresident estate or trust that carries on business *both inside and outside New Jersey* must allocate business income to determine the amount of income from New Jersey sources. Complete and enclose a separate Business Allocation Schedule (Form NJ-NR-A) for each business required to allocate. Also complete Schedule D on Page 3 of Form NJ-1041.

Line 9 – Total Income From New Jersey Sources

Enter on Line 9 the total of Lines 1–8.

Line 10 – New Jersey Source Income Distributed to Beneficiaries

Enter on Line 10 the amount from Schedule B, Line 46B (total New Jersey source income distributed to beneficiaries).

Line 11 – New Jersey Income

Subtract Line 10 from Line 9. Enter the result here and on Line 16a.

2018 Schedule NJ-BUS-1

PART I – Net Profits From Business

Use Part I to report the net profits or loss from the operation of a business, trade, profession, or other activity carried on by the estate or trust after provision for all costs and expenses incurred in the conduct thereof, determined either on a cash or accrual basis in accordance with the method of accounting used for federal income tax purposes. If the spaces provided are not sufficient, enclose a statement with the return listing any additional businesses and the related profit or loss along with Schedule NJ-BUS-1. Adjustments should be made to federal Schedule C or F to comply with the New Jersey Income Tax law.

- Add any amounts deducted for taxes based on income.
- Add interest from states or political subdivisions outside New Jersey that were not reported for federal purposes.
- Add interest and dividends that were derived by the trade or business.

- Add or subtract income or losses derived by the trade or business from rentals, royalties, patents, or copyrights.
- Add or subtract gains or losses from the sale, exchange, or other disposition of the trade or business's property, not including New Jersey exempt securities.
- Subtract interest that was taxable for federal purposes but is exempt for New Jersey purposes.
- Deduct meal and entertainment expenses that constitute ordinary expenses incurred in the conduct of a trade or business but that were not allowed on the federal return.
- Deduct your qualified contributions to a self-employed 401(k) Plan. Contributions to a plan in excess of the federal limits, which are not an allowable deduction for federal tax purposes, also are not deductible for New Jersey purposes.

- Add or subtract the net adjustment from the Gross Income Tax Depreciation Adjustment Worksheet GIT-DEP, Part 1, line 7. Keep the completed worksheet for your records.

Sole proprietorships providing primary care services in a qualified medical or dental practice that is located in or within five miles of a designated Health Enterprise Zone (HEZ) may be able to deduct a percentage of the net income from that practice on Line 19. See Technical Bulletin TB-56 for eligibility requirements and instructions for calculating the HEZ deduction.

For an income-producing activity to constitute a business or profession, it must be a commercial enterprise regularly conducted for profit and meet the criteria listed in N.J.A.C. 18:35-1.1, *Net Profits From Business*.

Example

A trust invests in stock for its own financial benefit. It does not offer its investment services to others for a fee. It derives substantial income (gains from the sale of stock, interest, and dividends) from the investment activities. The trust's income is not net profits from a business or profession. It must report this income as gains from the sale of stock, interest, and dividends.

Lines 1–3

Business Name. Enter the name of each business as listed on federal Schedule C or F.

Social Security Number/Federal EIN. Enter the Social Security number or federal employer identification number of each business.

Profit or (Loss). Enter the profit or (loss) for each business as adjusted for New Jersey purposes.

Line 4 – Add the amounts in the “Profit or (Loss)” column and enter the total on Line 4, netting profits with losses. Enter this amount on Line 8. **If the netted amount is a loss**, enter “0” on Line 8.

PART II – Net Gains or Income From Rents, Royalties, Patents, and Copyrights

Use Part II to report net gains or income less net losses from rents, royalties, patents, and copyrights as reported on the federal income tax return of the estate or trust for the taxable period. If the spaces provided are not sufficient, enclose a statement with the return listing any additional property and income or loss along with Schedule NJ-BUS-1.

NOTE: Certain net gains or losses from rents, royalties, patents, and copyrights from property owned by a business (sole proprietorship, partnership, or S corporation) or an estate or trust must be reported in other income categories on Form NJ-1041 — not in Part II, Schedule NJ-BUS-1. See “Gains/Losses to be Reported on Other Lines” below before completing Part II.

New Jersey Income Tax law has uncoupled from certain changes in federal depreciation and expense deduction limits. A New Jersey depreciation adjustment may be required for assets placed in service on or after January 1, 2004. Complete the Gross Income Tax Depreciation Adjustment Worksheet GIT-DEP to calculate the adjustment.

The New Jersey Gross Income Tax Act does not distinguish between active and passive losses, nor does it authorize carry-back or carryforward of such losses when reporting income on Form NJ-1041. Federal passive losses can be deducted in full in the year incurred, provided that there is a gain within the same category of income.

Gains/Losses to be Reported on Other Lines. Net gains or losses from rents, royalties, patents, and copyrights from property owned by a business or an estate or trust *are not reported in Part II*. The estate's or trust's portion of the net gains or losses from these sources will be included as follows:

- *Sole proprietorship:* Schedule NJ-BUS-1, Part I;
- *Partnership:* Schedule NJ-BUS-1, Part III;
- *S Corporation:* Schedule NJ-BUS-1, Part IV;
- *Estate or Trust:* Form NJ-1041, Line 13 (Grantor Trusts, see the instructions for Schedule B, Line 45).

Lines 1–3

Source of Income or Loss. Enter the property name or description. If the property is rental real estate, enter the physical address of the property.

Social Security Number/Federal EIN. Enter the Social Security number or federal employer identification number for each income source.

Type. Enter the number that corresponds with the type of property. For example, if you received royalty income, enter “2.”

Income or (Loss). Enter the gain or (loss) for each type of property. When listing the income or loss for each rental property as determined on the federal return, the New Jersey adjustments from the Gross Income Tax Depreciation Adjustment Worksheet GIT-DEP, Part 1, lines 4 and 5 must be taken into consideration. Keep the completed worksheet for the records of the estate or trust.

Line 4 – Add the amounts in the “Income or (Loss)” column and enter the total on Line 4, netting gains with losses. Enter this amount on Line 10. **If the netted amount is a loss**, enter “0” on Line 10.

Part III – Distributive Share of Partnership Income

Use Part III to report the estate's or trust's share of income or loss derived from partnership(s), whether or not the income was actually distributed. If the spaces provided are not sufficient, enclose a statement with the return listing any additional partnerships and the related income or loss along with Schedule NJ-BUS-1.

For more information regarding reporting partnership income or loss, including adjustments to the amount reported in Part III, see Tax Topic Bulletin GIT-9P, *Income From Partnerships*.

Lines 1–3

Partnership Name. Enter the name of each partnership as listed on Schedule NJK-1 (or federal Schedule K-1).

Federal EIN. Enter the federal employer identification number of each partnership.

Share of Partnership Income or (Loss). Enter the estate's or trust's share of income (or loss) derived from partnership(s) as reported to the estate or trust by each partnership on Schedule NJK-1, Form NJ-1065. The appropriate amount to enter appears on the schedule in column A of the line labeled "Distributive Share of Partnership Income."

If the estate or trust did not receive a Schedule NJK-1, enclose a copy of the federal Schedule K-1 and complete Reconciliation Worksheet A contained in Tax Topic Bulletin GIT-9P, *Income From Partnerships*. Keep the completed worksheet for the estate's or trust's records.

Line 4 – Add the amounts in the "Share of Partnership Income or (Loss)" column and enter the total on Line 4, netting income with losses. Enter this amount on Line 11. **If the netted amount is a loss**, enter "0" on Line 11.

PART IV – Net Pro Rata Share of S Corporation Income

Use Part IV to report the amount of the estate's or trust's net pro rata share of S corporation income or loss, whether or not the income was actually distributed. If the spaces provided are not sufficient, enclose a statement with the return listing any additional S corporations and the related income or loss along with Schedule NJ-BUS-1.

For more information regarding the reporting of S corporation income, see Tax Topic Bulletin GIT-9S, *Income From S Corporations*.

Lines 1–3

S Corporation Name. Enter the name of each S corporation as listed on Schedule NJ-K-1 (or federal Schedule K-1).

Federal EIN. Enter the federal employer identification number of each S corporation.

Pro Rata Share of S Corporation Income or (Usable Loss).

Enter the amount of the estate's or trust's net pro rata share of each S corporation's income or (usable loss) as reported by the S corporation(s) on Schedule NJ-K-1.

If the estate or trust did not receive a Schedule NJ-K-1, enclose a copy of the federal Schedule K-1 and complete Reconciliation Worksheet B contained in Tax Topic Bulletin GIT-9S, *Income From S Corporations*. Keep the completed worksheet for the estate's or trust's records.

Line 4 – Add the amounts in the "Pro Rata Share of S Corporation Income or (Usable Loss)" column and enter the total on Line 4, netting income with losses. Enter this amount on Line 12. **If the netted amount is a loss**, enter "0" on Line 12.

2018 Schedule NJK-1

Beneficiaries are subject to New Jersey Income Tax on the net income from an estate or trust actually distributed or required to be distributed during the tax year. The fiduciary of an estate or trust must provide each beneficiary with a New Jersey Schedule NJK-1, Form NJ-1041, listing the total income distributed and the New Jersey source income distributed.

Prepare a Schedule NJK-1 for each beneficiary using the information listed on Schedule B, Form NJ-1041, Beneficiaries' Shares of Income.

Tax Paid by Partnerships can only be distributed to a nonresident beneficiary or grantor and can only be claimed on a nonresident beneficiary's or grantor's Income Tax return.

For a grantor trust, in Part I, Beneficiary or Grantor Information, enter the grantor's information and New Jersey residency status. In Part I, Estate or Trust Information, enter the grantor

trust's information and New Jersey residency status. In Part III, Grantor's Share of Income, enter the grantor's income, gain, or loss by category as required to be reported for Gross Income Tax purposes. For a nonresident grantor, list the tax paid by partnership(s) on behalf of the trust from Schedule B, Line 46C.

Do not include distributions of New Jersey tax-exempt income or corpus distributions.

Include the NJK-1(s) with Form NJ-1041.

NOTE: Estimated payments made on behalf of a nonresident/nonconsenting shareholder, payments made in connection with a sale or transfer of real property in New Jersey, or any estimated payments made by the estate or trust cannot be distributed to a beneficiary.

General Instructions

If business activities are carried on *both inside and outside New Jersey*, business income may be allocated to determine the amount of income from New Jersey sources.

Be sure that Form NJ-NR-A is enclosed with Form NJ-1040NR, NJ-1041, or NJ-1065, and that the name and address on the Business Allocation Schedule agree exactly with the name and address on the return with which it is enclosed.

Section 1 – Business Locations

Use Section 1 to list the locations where the business activities are conducted. In Columns (a) and (b) list the exact locations at which the business carries on activities both inside and outside the State. List **all** business locations. In Column (c) describe the places listed in Columns (a) and (b) (i.e., branch office, agency, factory, warehouse, etc.). In Column (d) indicate whether the business rents or owns each location listed. Enclose additional sheets if necessary.

Section 2 – Average Values

Use Section 2 to determine the average values of your business assets. The *average value of property owned* is determined by adding (1) the book value of the property at the beginning of the taxable year and (2) the book value of the property at the end of the taxable year and dividing the sum by two.

The *average value of property rented or leased* is valued at eight times the annual rent. Rent includes any amounts paid in addition to, or accrued in lieu of, rent for the period covered by the return (such as interest, taxes, insurance, and repairs).

Line 1 – Real Property Owned**COLUMN A**

Enter on Line 1, Column A, the average value of the real property listed in Section 1 that was owned for the period covered by the return. Include property located both inside and outside New Jersey.

COLUMN B

Enter on Line 1, Column B, the average value of the real property listed in Section 1 that was owned in the state. Include only property located in New Jersey.

Line 2 – Real and Tangible Property Rented**COLUMN A**

Enter on Line 2, Column A, the average value of property, both real and tangible, that was rented for the period covered by the return. Include property located both inside and outside New Jersey.

COLUMN B

Enter on Line 2, Column B, the average value of property, both real and tangible, that was rented in the state. Include only property located in New Jersey.

Line 3 – Tangible Personal Property Owned**COLUMN A**

Enter on Line 3, Column A, the average value of the tangible personal property that was owned and used in the business for the period covered by the return. Include property located both inside and outside New Jersey.

COLUMN B

Enter on Line 3, Column B, the average value of the tangible personal property that was owned and used in the business in the state. Include only property located in New Jersey.

Line 4 – Totals**COLUMN A**

Add Lines 1–3 of Column A and enter the total on Line 4, Column A.

COLUMN B

Add Lines 1–3 of Column B and enter the total on Line 4, Column B.

Section 3 – Business Allocation Percentage

Use Section 3 to determine the business allocation percentage that must be applied to business income. The Business Allocation Percentage must be applied to business income from all sources in order to determine the amount from New Jersey sources.

Line 1 – Average Values of Property**Line 1a – In New Jersey**

Enter on Line 1a the average values of the business property in New Jersey from Line 4, Column B, Section 2.

Line 1b – Everywhere

Enter on Line 1b the average values of the business property from everywhere (both inside and outside New Jersey) from Line 4, Column A, Section 2.

Line 1c – Percentage in New Jersey

Divide the amount on Line 1a by the amount on Line 1b. The result will be 100% or less. Enter the result on Line 1c.

Line 2 – Total Receipts From All Sales, Services, and Other Business Transactions**Line 2a – In New Jersey**

Enter on Line 2a the total of receipts from all sales made, services performed, and business transactions conducted in New Jersey during the period covered by the return. This includes sales made and services performed by partners, employees, agents, agencies, or independent contractors of the business situated at or sent out from, the offices of the business (or its agencies) located in New Jersey. For example, if a salesperson working out of the New Jersey office of the business covers the states of New Jersey, New York, and Pennsylvania, all sales made are to be allocated to New Jersey and reported on Line 2a.

Line 2b – Everywhere

Enter on Line 2b the total of receipts from all sales made, services performed, and business transactions conducted both inside and outside New Jersey during the period covered by the return.

Line 2c – Percentage in New Jersey

Divide the amount on Line 2a by the amount on Line 2b. The result will be 100% or less. Enter the result on Line 2c.

Line 3 – Wages, Salaries, and Other Personal Compensation Paid During the Year**Line 3a – In New Jersey**

Enter on Line 3a the total of wages, salaries, and other personal compensation paid to employees in connection with operations carried on in New Jersey during the period covered by the return. Compensation is paid in connection with operations carried on in New Jersey if work is based in an office or other place of business located in New Jersey. Include only amounts paid to employees on Line 3a. **Do not include payments to independent contractors, independent sales agents, etc.**

Line 3b – Everywhere

Enter on Line 3b the total compensation paid to employees both inside and outside New Jersey during the period covered by the return. **Do not include payments to independent contractors, independent sales agents, etc.**

Line 3c – Percentage in New Jersey

Divide the amount on Line 3a by the amount on Line 3b. The result will be 100% or less. Enter the result on Line 3c.

Line 4 – Sum of New Jersey Percentages

Add Lines 1c, 2c, and 3c and enter the total on Line 4.

Line 5 – Business Allocation Percentage

Divide the total on Line 4 by three and enter the result on Line 5. Also enter this percentage on the appropriate line of the following returns:

- Part III, Form NJ-1040NR;
- Line 16b, Form NJ-1065;
- Schedule D, Form NJ-1041.

If one of the fractions (property, receipts, or payroll) is missing, the other two percentages are added and the sum is divided by two. If two of the fractions are missing, the remaining percentage can be used as the allocation factor. A fraction is not missing merely because its numerator is zero, but is missing if its denominator is zero.

2018 New Jersey Tax Table

Use this table if your taxable income on Line 23 is less than \$110,000. If your taxable income is \$110,000 or more, you must use the Tax Rate Schedule on page 24 of this booklet.

Example: Mr. Evans is filing a fiduciary return for his mother’s estate. The taxable income on Line 23 of Form NJ-1041 is \$39,875. First he finds the \$39,850–\$39,900 income line. Next, he finds the column for “Your Tax Is:” and reads down the column. The amount shown where the income line meets the tax amount column is \$713. This is the tax amount to be entered on Line 26 of Form NJ-1041 (nonresidents, Line 24).

If Line 23 (Taxable Income) is—		
At Least	But Less Than	Your Tax is—
39,800	39,850	711
39,850	39,900	713
39,900	39,950	715
39,950	40,000	717

2018 NEW JERSEY TAX TABLE (NJ-1041)

If Line 23 (New Jersey Taxable Income) Is —			If Line 23 (New Jersey Taxable Income) Is —			If Line 23 (New Jersey Taxable Income) Is —			If Line 23 (New Jersey Taxable Income) Is —					
At Least	But Less Than	Your Tax Is:	At Least	But Less Than	Your Tax Is:	At Least	But Less Than	Your Tax Is:	At Least	But Less Than	Your Tax Is:			
			1,000			2,000			3,000			4,000		
0	50	0	1,000	1,050	14	2,000	2,050	28	3,000	3,050	42	4,000	4,050	56
50	100	1	1,050	1,100	15	2,050	2,100	29	3,050	3,100	43	4,050	4,100	57
100	150	2	1,100	1,150	16	2,100	2,150	30	3,100	3,150	44	4,100	4,150	58
150	200	2	1,150	1,200	16	2,150	2,200	30	3,150	3,200	44	4,150	4,200	58
200	250	3	1,200	1,250	17	2,200	2,250	31	3,200	3,250	45	4,200	4,250	59
250	300	4	1,250	1,300	18	2,250	2,300	32	3,250	3,300	46	4,250	4,300	60
300	350	5	1,300	1,350	19	2,300	2,350	33	3,300	3,350	47	4,300	4,350	61
350	400	5	1,350	1,400	19	2,350	2,400	33	3,350	3,400	47	4,350	4,400	61
400	450	6	1,400	1,450	20	2,400	2,450	34	3,400	3,450	48	4,400	4,450	62
450	500	7	1,450	1,500	21	2,450	2,500	35	3,450	3,500	49	4,450	4,500	63
500	550	7	1,500	1,550	21	2,500	2,550	35	3,500	3,550	49	4,500	4,550	63
550	600	8	1,550	1,600	22	2,550	2,600	36	3,550	3,600	50	4,550	4,600	64
600	650	9	1,600	1,650	23	2,600	2,650	37	3,600	3,650	51	4,600	4,650	65
650	700	9	1,650	1,700	23	2,650	2,700	37	3,650	3,700	51	4,650	4,700	65
700	750	10	1,700	1,750	24	2,700	2,750	38	3,700	3,750	52	4,700	4,750	66
750	800	11	1,750	1,800	25	2,750	2,800	39	3,750	3,800	53	4,750	4,800	67
800	850	12	1,800	1,850	26	2,800	2,850	40	3,800	3,850	54	4,800	4,850	68
850	900	12	1,850	1,900	26	2,850	2,900	40	3,850	3,900	54	4,850	4,900	68
900	950	13	1,900	1,950	27	2,900	2,950	41	3,900	3,950	55	4,900	4,950	69
950	1,000	14	1,950	2,000	28	2,950	3,000	42	3,950	4,000	56	4,950	5,000	70

2018 NEW JERSEY TAX TABLE (NJ-1041)

If Line 23 (New Jersey Taxable Income) Is —			If Line 23 (New Jersey Taxable Income) Is —			If Line 23 (New Jersey Taxable Income) Is —			If Line 23 (New Jersey Taxable Income) Is —			If Line 23 (New Jersey Taxable Income) Is —		
At Least	But Less Than	Your Tax Is:	At Least	But Less Than	Your Tax Is:	At Least	But Less Than	Your Tax Is:	At Least	But Less Than	Your Tax Is:	At Least	But Less Than	Your Tax Is:
5,000			8,000			11,000			14,000			17,000		
5,000	5,050	70	8,000	8,050	112	11,000	11,050	154	14,000	14,050	196	17,000	17,050	238
5,050	5,100	71	8,050	8,100	113	11,050	11,100	155	14,050	14,100	197	17,050	17,100	239
5,100	5,150	72	8,100	8,150	114	11,100	11,150	156	14,100	14,150	198	17,100	17,150	240
5,150	5,200	72	8,150	8,200	114	11,150	11,200	156	14,150	14,200	198	17,150	17,200	240
5,200	5,250	73	8,200	8,250	115	11,200	11,250	157	14,200	14,250	199	17,200	17,250	241
5,250	5,300	74	8,250	8,300	116	11,250	11,300	158	14,250	14,300	200	17,250	17,300	242
5,300	5,350	75	8,300	8,350	117	11,300	11,350	159	14,300	14,350	201	17,300	17,350	243
5,350	5,400	75	8,350	8,400	117	11,350	11,400	159	14,350	14,400	201	17,350	17,400	243
5,400	5,450	76	8,400	8,450	118	11,400	11,450	160	14,400	14,450	202	17,400	17,450	244
5,450	5,500	77	8,450	8,500	119	11,450	11,500	161	14,450	14,500	203	17,450	17,500	245
5,500	5,550	77	8,500	8,550	119	11,500	11,550	161	14,500	14,550	203	17,500	17,550	245
5,550	5,600	78	8,550	8,600	120	11,550	11,600	162	14,550	14,600	204	17,550	17,600	246
5,600	5,650	79	8,600	8,650	121	11,600	11,650	163	14,600	14,650	205	17,600	17,650	247
5,650	5,700	79	8,650	8,700	121	11,650	11,700	163	14,650	14,700	205	17,650	17,700	247
5,700	5,750	80	8,700	8,750	122	11,700	11,750	164	14,700	14,750	206	17,700	17,750	248
5,750	5,800	81	8,750	8,800	123	11,750	11,800	165	14,750	14,800	207	17,750	17,800	249
5,800	5,850	82	8,800	8,850	124	11,800	11,850	166	14,800	14,850	208	17,800	17,850	250
5,850	5,900	82	8,850	8,900	124	11,850	11,900	166	14,850	14,900	208	17,850	17,900	250
5,900	5,950	83	8,900	8,950	125	11,900	11,950	167	14,900	14,950	209	17,900	17,950	251
5,950	6,000	84	8,950	9,000	126	11,950	12,000	168	14,950	15,000	210	17,950	18,000	252
6,000			9,000			12,000			15,000			18,000		
6,000	6,050	84	9,000	9,050	126	12,000	12,050	168	15,000	15,050	210	18,000	18,050	252
6,050	6,100	85	9,050	9,100	127	12,050	12,100	169	15,050	15,100	211	18,050	18,100	253
6,100	6,150	86	9,100	9,150	128	12,100	12,150	170	15,100	15,150	212	18,100	18,150	254
6,150	6,200	86	9,150	9,200	128	12,150	12,200	170	15,150	15,200	212	18,150	18,200	254
6,200	6,250	87	9,200	9,250	129	12,200	12,250	171	15,200	15,250	213	18,200	18,250	255
6,250	6,300	88	9,250	9,300	130	12,250	12,300	172	15,250	15,300	214	18,250	18,300	256
6,300	6,350	89	9,300	9,350	131	12,300	12,350	173	15,300	15,350	215	18,300	18,350	257
6,350	6,400	89	9,350	9,400	131	12,350	12,400	173	15,350	15,400	215	18,350	18,400	257
6,400	6,450	90	9,400	9,450	132	12,400	12,450	174	15,400	15,450	216	18,400	18,450	258
6,450	6,500	91	9,450	9,500	133	12,450	12,500	175	15,450	15,500	217	18,450	18,500	259
6,500	6,550	91	9,500	9,550	133	12,500	12,550	175	15,500	15,550	217	18,500	18,550	259
6,550	6,600	92	9,550	9,600	134	12,550	12,600	176	15,550	15,600	218	18,550	18,600	260
6,600	6,650	93	9,600	9,650	135	12,600	12,650	177	15,600	15,650	219	18,600	18,650	261
6,650	6,700	93	9,650	9,700	135	12,650	12,700	177	15,650	15,700	219	18,650	18,700	261
6,700	6,750	94	9,700	9,750	136	12,700	12,750	178	15,700	15,750	220	18,700	18,750	262
6,750	6,800	95	9,750	9,800	137	12,750	12,800	179	15,750	15,800	221	18,750	18,800	263
6,800	6,850	96	9,800	9,850	138	12,800	12,850	180	15,800	15,850	222	18,800	18,850	264
6,850	6,900	96	9,850	9,900	138	12,850	12,900	180	15,850	15,900	222	18,850	18,900	264
6,900	6,950	97	9,900	9,950	139	12,900	12,950	181	15,900	15,950	223	18,900	18,950	265
6,950	7,000	98	9,950	10,000	140	12,950	13,000	182	15,950	16,000	224	18,950	19,000	266
7,000			10,000			13,000			16,000			19,000		
7,000	7,050	98	10,000	10,050	140	13,000	13,050	182	16,000	16,050	224	19,000	19,050	266
7,050	7,100	99	10,050	10,100	141	13,050	13,100	183	16,050	16,100	225	19,050	19,100	267
7,100	7,150	100	10,100	10,150	142	13,100	13,150	184	16,100	16,150	226	19,100	19,150	268
7,150	7,200	100	10,150	10,200	142	13,150	13,200	184	16,150	16,200	226	19,150	19,200	268
7,200	7,250	101	10,200	10,250	143	13,200	13,250	185	16,200	16,250	227	19,200	19,250	269
7,250	7,300	102	10,250	10,300	144	13,250	13,300	186	16,250	16,300	228	19,250	19,300	270
7,300	7,350	103	10,300	10,350	145	13,300	13,350	187	16,300	16,350	229	19,300	19,350	271
7,350	7,400	103	10,350	10,400	145	13,350	13,400	187	16,350	16,400	229	19,350	19,400	271
7,400	7,450	104	10,400	10,450	146	13,400	13,450	188	16,400	16,450	230	19,400	19,450	272
7,450	7,500	105	10,450	10,500	147	13,450	13,500	189	16,450	16,500	231	19,450	19,500	273
7,500	7,550	105	10,500	10,550	147	13,500	13,550	189	16,500	16,550	231	19,500	19,550	273
7,550	7,600	106	10,550	10,600	148	13,550	13,600	190	16,550	16,600	232	19,550	19,600	274
7,600	7,650	107	10,600	10,650	149	13,600	13,650	191	16,600	16,650	233	19,600	19,650	275
7,650	7,700	107	10,650	10,700	149	13,650	13,700	191	16,650	16,700	233	19,650	19,700	275
7,700	7,750	108	10,700	10,750	150	13,700	13,750	192	16,700	16,750	234	19,700	19,750	276
7,750	7,800	109	10,750	10,800	151	13,750	13,800	193	16,750	16,800	235	19,750	19,800	277
7,800	7,850	110	10,800	10,850	152	13,800	13,850	194	16,800	16,850	236	19,800	19,850	278
7,850	7,900	110	10,850	10,900	152	13,850	13,900	194	16,850	16,900	236	19,850	19,900	278
7,900	7,950	111	10,900	10,950	153	13,900	13,950	195	16,900	16,950	237	19,900	19,950	279
7,950	8,000	112	10,950	11,000	154	13,950	14,000	196	16,950	17,000	238	19,950	20,000	280

2018 NEW JERSEY TAX TABLE (NJ-1041)

If Line 23 (New Jersey Taxable Income) Is —			If Line 23 (New Jersey Taxable Income) Is —			If Line 23 (New Jersey Taxable Income) Is —			If Line 23 (New Jersey Taxable Income) Is —			If Line 23 (New Jersey Taxable Income) Is —		
At Least	But Less Than	Your Tax Is:	At Least	But Less Than	Your Tax Is:	At Least	But Less Than	Your Tax Is:	At Least	But Less Than	Your Tax Is:	At Least	But Less Than	Your Tax Is:
20,000			23,000			26,000			29,000			32,000		
20,000	20,050	280	23,000	23,050	333	26,000	26,050	385	29,000	29,050	438	32,000	32,050	490
20,050	20,100	281	23,050	23,100	334	26,050	26,100	386	29,050	29,100	439	32,050	32,100	491
20,100	20,150	282	23,100	23,150	335	26,100	26,150	387	29,100	29,150	440	32,100	32,150	492
20,150	20,200	283	23,150	23,200	336	26,150	26,200	388	29,150	29,200	441	32,150	32,200	493
20,200	20,250	284	23,200	23,250	336	26,200	26,250	389	29,200	29,250	441	32,200	32,250	494
20,250	20,300	285	23,250	23,300	337	26,250	26,300	390	29,250	29,300	442	32,250	32,300	495
20,300	20,350	286	23,300	23,350	338	26,300	26,350	391	29,300	29,350	443	32,300	32,350	496
20,350	20,400	287	23,350	23,400	339	26,350	26,400	392	29,350	29,400	444	32,350	32,400	497
20,400	20,450	287	23,400	23,450	340	26,400	26,450	392	29,400	29,450	445	32,400	32,450	497
20,450	20,500	288	23,450	23,500	341	26,450	26,500	393	29,450	29,500	446	32,450	32,500	498
20,500	20,550	289	23,500	23,550	342	26,500	26,550	394	29,500	29,550	447	32,500	32,550	499
20,550	20,600	290	23,550	23,600	343	26,550	26,600	395	29,550	29,600	448	32,550	32,600	500
20,600	20,650	291	23,600	23,650	343	26,600	26,650	396	29,600	29,650	448	32,600	32,650	501
20,650	20,700	292	23,650	23,700	344	26,650	26,700	397	29,650	29,700	449	32,650	32,700	502
20,700	20,750	293	23,700	23,750	345	26,700	26,750	398	29,700	29,750	450	32,700	32,750	503
20,750	20,800	294	23,750	23,800	346	26,750	26,800	399	29,750	29,800	451	32,750	32,800	504
20,800	20,850	294	23,800	23,850	347	26,800	26,850	399	29,800	29,850	452	32,800	32,850	504
20,850	20,900	295	23,850	23,900	348	26,850	26,900	400	29,850	29,900	453	32,850	32,900	505
20,900	20,950	296	23,900	23,950	349	26,900	26,950	401	29,900	29,950	454	32,900	32,950	506
20,950	21,000	297	23,950	24,000	350	26,950	27,000	402	29,950	30,000	455	32,950	33,000	507
21,000			24,000			27,000			30,000			33,000		
21,000	21,050	298	24,000	24,050	350	27,000	27,050	403	30,000	30,050	455	33,000	33,050	508
21,050	21,100	299	24,050	24,100	351	27,050	27,100	404	30,050	30,100	456	33,050	33,100	509
21,100	21,150	300	24,100	24,150	352	27,100	27,150	405	30,100	30,150	457	33,100	33,150	510
21,150	21,200	301	24,150	24,200	353	27,150	27,200	406	30,150	30,200	458	33,150	33,200	511
21,200	21,250	301	24,200	24,250	354	27,200	27,250	406	30,200	30,250	459	33,200	33,250	511
21,250	21,300	302	24,250	24,300	355	27,250	27,300	407	30,250	30,300	460	33,250	33,300	512
21,300	21,350	303	24,300	24,350	356	27,300	27,350	408	30,300	30,350	461	33,300	33,350	513
21,350	21,400	304	24,350	24,400	357	27,350	27,400	409	30,350	30,400	462	33,350	33,400	514
21,400	21,450	305	24,400	24,450	357	27,400	27,450	410	30,400	30,450	462	33,400	33,450	515
21,450	21,500	306	24,450	24,500	358	27,450	27,500	411	30,450	30,500	463	33,450	33,500	516
21,500	21,550	307	24,500	24,550	359	27,500	27,550	412	30,500	30,550	464	33,500	33,550	517
21,550	21,600	308	24,550	24,600	360	27,550	27,600	413	30,550	30,600	465	33,550	33,600	518
21,600	21,650	308	24,600	24,650	361	27,600	27,650	413	30,600	30,650	466	33,600	33,650	518
21,650	21,700	309	24,650	24,700	362	27,650	27,700	414	30,650	30,700	467	33,650	33,700	519
21,700	21,750	310	24,700	24,750	363	27,700	27,750	415	30,700	30,750	468	33,700	33,750	520
21,750	21,800	311	24,750	24,800	364	27,750	27,800	416	30,750	30,800	469	33,750	33,800	521
21,800	21,850	312	24,800	24,850	364	27,800	27,850	417	30,800	30,850	469	33,800	33,850	522
21,850	21,900	313	24,850	24,900	365	27,850	27,900	418	30,850	30,900	470	33,850	33,900	523
21,900	21,950	314	24,900	24,950	366	27,900	27,950	419	30,900	30,950	471	33,900	33,950	524
21,950	22,000	315	24,950	25,000	367	27,950	28,000	420	30,950	31,000	472	33,950	34,000	525
22,000			25,000			28,000			31,000			34,000		
22,000	22,050	315	25,000	25,050	368	28,000	28,050	420	31,000	31,050	473	34,000	34,050	525
22,050	22,100	316	25,050	25,100	369	28,050	28,100	421	31,050	31,100	474	34,050	34,100	526
22,100	22,150	317	25,100	25,150	370	28,100	28,150	422	31,100	31,150	475	34,100	34,150	527
22,150	22,200	318	25,150	25,200	371	28,150	28,200	423	31,150	31,200	476	34,150	34,200	528
22,200	22,250	319	25,200	25,250	371	28,200	28,250	424	31,200	31,250	476	34,200	34,250	529
22,250	22,300	320	25,250	25,300	372	28,250	28,300	425	31,250	31,300	477	34,250	34,300	530
22,300	22,350	321	25,300	25,350	373	28,300	28,350	426	31,300	31,350	478	34,300	34,350	531
22,350	22,400	322	25,350	25,400	374	28,350	28,400	427	31,350	31,400	479	34,350	34,400	532
22,400	22,450	322	25,400	25,450	375	28,400	28,450	427	31,400	31,450	480	34,400	34,450	532
22,450	22,500	323	25,450	25,500	376	28,450	28,500	428	31,450	31,500	481	34,450	34,500	533
22,500	22,550	324	25,500	25,550	377	28,500	28,550	429	31,500	31,550	482	34,500	34,550	534
22,550	22,600	325	25,550	25,600	378	28,550	28,600	430	31,550	31,600	483	34,550	34,600	535
22,600	22,650	326	25,600	25,650	378	28,600	28,650	431	31,600	31,650	483	34,600	34,650	536
22,650	22,700	327	25,650	25,700	379	28,650	28,700	432	31,650	31,700	484	34,650	34,700	537
22,700	22,750	328	25,700	25,750	380	28,700	28,750	433	31,700	31,750	485	34,700	34,750	538
22,750	22,800	329	25,750	25,800	381	28,750	28,800	434	31,750	31,800	486	34,750	34,800	539
22,800	22,850	329	25,800	25,850	382	28,800	28,850	434	31,800	31,850	487	34,800	34,850	539
22,850	22,900	330	25,850	25,900	383	28,850	28,900	435	31,850	31,900	488	34,850	34,900	540
22,900	22,950	331	25,900	25,950	384	28,900	28,950	436	31,900	31,950	489	34,900	34,950	541
22,950	23,000	332	25,950	26,000	385	28,950	29,000	437	31,950	32,000	490	34,950	35,000	542

2018 NEW JERSEY TAX TABLE (NJ-1041)

If Line 23 (New Jersey Taxable Income) Is —			If Line 23 (New Jersey Taxable Income) Is —			If Line 23 (New Jersey Taxable Income) Is —			If Line 23 (New Jersey Taxable Income) Is —			If Line 23 (New Jersey Taxable Income) Is —		
At Least	But Less Than	Your Tax Is:	At Least	But Less Than	Your Tax Is:	At Least	But Less Than	Your Tax Is:	At Least	But Less Than	Your Tax Is:	At Least	But Less Than	Your Tax Is:
35,000			38,000			41,000			44,000			47,000		
35,000	35,050	543	38,000	38,050	648	41,000	41,050	774	44,000	44,050	940	47,000	47,050	1,106
35,050	35,100	545	38,050	38,100	650	41,050	41,100	777	44,050	44,100	943	47,050	47,100	1,108
35,100	35,150	547	38,100	38,150	652	41,100	41,150	780	44,100	44,150	945	47,100	47,150	1,111
35,150	35,200	549	38,150	38,200	654	41,150	41,200	782	44,150	44,200	948	47,150	47,200	1,114
35,200	35,250	550	38,200	38,250	655	41,200	41,250	785	44,200	44,250	951	47,200	47,250	1,117
35,250	35,300	552	38,250	38,300	657	41,250	41,300	788	44,250	44,300	954	47,250	47,300	1,119
35,300	35,350	554	38,300	38,350	659	41,300	41,350	791	44,300	44,350	956	47,300	47,350	1,122
35,350	35,400	556	38,350	38,400	661	41,350	41,400	793	44,350	44,400	959	47,350	47,400	1,125
35,400	35,450	557	38,400	38,450	662	41,400	41,450	796	44,400	44,450	962	47,400	47,450	1,128
35,450	35,500	559	38,450	38,500	664	41,450	41,500	799	44,450	44,500	965	47,450	47,500	1,130
35,500	35,550	561	38,500	38,550	666	41,500	41,550	802	44,500	44,550	968	47,500	47,550	1,133
35,550	35,600	563	38,550	38,600	668	41,550	41,600	805	44,550	44,600	970	47,550	47,600	1,136
35,600	35,650	564	38,600	38,650	669	41,600	41,650	807	44,600	44,650	973	47,600	47,650	1,139
35,650	35,700	566	38,650	38,700	671	41,650	41,700	810	44,650	44,700	976	47,650	47,700	1,142
35,700	35,750	568	38,700	38,750	673	41,700	41,750	813	44,700	44,750	979	47,700	47,750	1,144
35,750	35,800	570	38,750	38,800	675	41,750	41,800	816	44,750	44,800	981	47,750	47,800	1,147
35,800	35,850	571	38,800	38,850	676	41,800	41,850	818	44,800	44,850	984	47,800	47,850	1,150
35,850	35,900	573	38,850	38,900	678	41,850	41,900	821	44,850	44,900	987	47,850	47,900	1,153
35,900	35,950	575	38,900	38,950	680	41,900	41,950	824	44,900	44,950	990	47,900	47,950	1,155
35,950	36,000	577	38,950	39,000	682	41,950	42,000	827	44,950	45,000	992	47,950	48,000	1,158
36,000			39,000			42,000			45,000			48,000		
36,000	36,050	578	39,000	39,050	683	42,000	42,050	829	45,000	45,050	995	48,000	48,050	1,161
36,050	36,100	580	39,050	39,100	685	42,050	42,100	832	45,050	45,100	998	48,050	48,100	1,164
36,100	36,150	582	39,100	39,150	687	42,100	42,150	835	45,100	45,150	1,001	48,100	48,150	1,166
36,150	36,200	584	39,150	39,200	689	42,150	42,200	838	45,150	45,200	1,003	48,150	48,200	1,169
36,200	36,250	585	39,200	39,250	690	42,200	42,250	840	45,200	45,250	1,006	48,200	48,250	1,172
36,250	36,300	587	39,250	39,300	692	42,250	42,300	843	45,250	45,300	1,009	48,250	48,300	1,175
36,300	36,350	589	39,300	39,350	694	42,300	42,350	846	45,300	45,350	1,012	48,300	48,350	1,177
36,350	36,400	591	39,350	39,400	696	42,350	42,400	849	45,350	45,400	1,014	48,350	48,400	1,180
36,400	36,450	592	39,400	39,450	697	42,400	42,450	851	45,400	45,450	1,017	48,400	48,450	1,183
36,450	36,500	594	39,450	39,500	699	42,450	42,500	854	45,450	45,500	1,020	48,450	48,500	1,186
36,500	36,550	596	39,500	39,550	701	42,500	42,550	857	45,500	45,550	1,023	48,500	48,550	1,189
36,550	36,600	598	39,550	39,600	703	42,550	42,600	860	45,550	45,600	1,026	48,550	48,600	1,191
36,600	36,650	599	39,600	39,650	704	42,600	42,650	863	45,600	45,650	1,028	48,600	48,650	1,194
36,650	36,700	601	39,650	39,700	706	42,650	42,700	865	45,650	45,700	1,031	48,650	48,700	1,197
36,700	36,750	603	39,700	39,750	708	42,700	42,750	868	45,700	45,750	1,034	48,700	48,750	1,200
36,750	36,800	605	39,750	39,800	710	42,750	42,800	871	45,750	45,800	1,037	48,750	48,800	1,202
36,800	36,850	606	39,800	39,850	711	42,800	42,850	874	45,800	45,850	1,039	48,800	48,850	1,205
36,850	36,900	608	39,850	39,900	713	42,850	42,900	876	45,850	45,900	1,042	48,850	48,900	1,208
36,900	36,950	610	39,900	39,950	715	42,900	42,950	879	45,900	45,950	1,045	48,900	48,950	1,211
36,950	37,000	612	39,950	40,000	717	42,950	43,000	882	45,950	46,000	1,048	48,950	49,000	1,213
37,000			40,000			43,000			46,000			49,000		
37,000	37,050	613	40,000	40,050	719	43,000	43,050	885	46,000	46,050	1,050	49,000	49,050	1,216
37,050	37,100	615	40,050	40,100	722	43,050	43,100	887	46,050	46,100	1,053	49,050	49,100	1,219
37,100	37,150	617	40,100	40,150	724	43,100	43,150	890	46,100	46,150	1,056	49,100	49,150	1,222
37,150	37,200	619	40,150	40,200	727	43,150	43,200	893	46,150	46,200	1,059	49,150	49,200	1,224
37,200	37,250	620	40,200	40,250	730	43,200	43,250	896	46,200	46,250	1,061	49,200	49,250	1,227
37,250	37,300	622	40,250	40,300	733	43,250	43,300	898	46,250	46,300	1,064	49,250	49,300	1,230
37,300	37,350	624	40,300	40,350	735	43,300	43,350	901	46,300	46,350	1,067	49,300	49,350	1,233
37,350	37,400	626	40,350	40,400	738	43,350	43,400	904	46,350	46,400	1,070	49,350	49,400	1,235
37,400	37,450	627	40,400	40,450	741	43,400	43,450	907	46,400	46,450	1,072	49,400	49,450	1,238
37,450	37,500	629	40,450	40,500	744	43,450	43,500	909	46,450	46,500	1,075	49,450	49,500	1,241
37,500	37,550	631	40,500	40,550	747	43,500	43,550	912	46,500	46,550	1,078	49,500	49,550	1,244
37,550	37,600	633	40,550	40,600	749	43,550	43,600	915	46,550	46,600	1,081	49,550	49,600	1,247
37,600	37,650	634	40,600	40,650	752	43,600	43,650	918	46,600	46,650	1,084	49,600	49,650	1,249
37,650	37,700	636	40,650	40,700	755	43,650	43,700	921	46,650	46,700	1,086	49,650	49,700	1,252
37,700	37,750	638	40,700	40,750	758	43,700	43,750	923	46,700	46,750	1,089	49,700	49,750	1,255
37,750	37,800	640	40,750	40,800	760	43,750	43,800	926	46,750	46,800	1,092	49,750	49,800	1,258
37,800	37,850	641	40,800	40,850	763	43,800	43,850	929	46,800	46,850	1,095	49,800	49,850	1,260
37,850	37,900	643	40,850	40,900	766	43,850	43,900	932	46,850	46,900	1,097	49,850	49,900	1,263
37,900	37,950	645	40,900	40,950	769	43,900	43,950	934	46,900	46,950	1,100	49,900	49,950	1,266
37,950	38,000	647	40,950	41,000	771	43,950	44,000	937	46,950	47,000	1,103	49,950	50,000	1,269

2018 NEW JERSEY TAX TABLE (NJ-1041)

If Line 23 (New Jersey Taxable Income) Is —			If Line 23 (New Jersey Taxable Income) Is —			If Line 23 (New Jersey Taxable Income) Is —			If Line 23 (New Jersey Taxable Income) Is —			If Line 23 (New Jersey Taxable Income) Is —		
At Least	But Less Than	Your Tax Is:	At Least	But Less Than	Your Tax Is:	At Least	But Less Than	Your Tax Is:	At Least	But Less Than	Your Tax Is:	At Least	But Less Than	Your Tax Is:
50,000			53,000			56,000			59,000			62,000		
50,000	50,050	1,271	53,000	53,050	1,437	56,000	56,050	1,603	59,000	59,050	1,769	62,000	62,050	1,934
50,050	50,100	1,274	53,050	53,100	1,440	56,050	56,100	1,606	59,050	59,100	1,771	62,050	62,100	1,937
50,100	50,150	1,277	53,100	53,150	1,443	56,100	56,150	1,608	59,100	59,150	1,774	62,100	62,150	1,940
50,150	50,200	1,280	53,150	53,200	1,445	56,150	56,200	1,611	59,150	59,200	1,777	62,150	62,200	1,943
50,200	50,250	1,282	53,200	53,250	1,448	56,200	56,250	1,614	59,200	59,250	1,780	62,200	62,250	1,945
50,250	50,300	1,285	53,250	53,300	1,451	56,250	56,300	1,617	59,250	59,300	1,782	62,250	62,300	1,948
50,300	50,350	1,288	53,300	53,350	1,454	56,300	56,350	1,619	59,300	59,350	1,785	62,300	62,350	1,951
50,350	50,400	1,291	53,350	53,400	1,456	56,350	56,400	1,622	59,350	59,400	1,788	62,350	62,400	1,954
50,400	50,450	1,293	53,400	53,450	1,459	56,400	56,450	1,625	59,400	59,450	1,791	62,400	62,450	1,956
50,450	50,500	1,296	53,450	53,500	1,462	56,450	56,500	1,628	59,450	59,500	1,793	62,450	62,500	1,959
50,500	50,550	1,299	53,500	53,550	1,465	56,500	56,550	1,631	59,500	59,550	1,796	62,500	62,550	1,962
50,550	50,600	1,302	53,550	53,600	1,468	56,550	56,600	1,633	59,550	59,600	1,799	62,550	62,600	1,965
50,600	50,650	1,305	53,600	53,650	1,470	56,600	56,650	1,636	59,600	59,650	1,802	62,600	62,650	1,968
50,650	50,700	1,307	53,650	53,700	1,473	56,650	56,700	1,639	59,650	59,700	1,805	62,650	62,700	1,970
50,700	50,750	1,310	53,700	53,750	1,476	56,700	56,750	1,642	59,700	59,750	1,807	62,700	62,750	1,973
50,750	50,800	1,313	53,750	53,800	1,479	56,750	56,800	1,644	59,750	59,800	1,810	62,750	62,800	1,976
50,800	50,850	1,316	53,800	53,850	1,481	56,800	56,850	1,647	59,800	59,850	1,813	62,800	62,850	1,979
50,850	50,900	1,318	53,850	53,900	1,484	56,850	56,900	1,650	59,850	59,900	1,816	62,850	62,900	1,981
50,900	50,950	1,321	53,900	53,950	1,487	56,900	56,950	1,653	59,900	59,950	1,818	62,900	62,950	1,984
50,950	51,000	1,324	53,950	54,000	1,490	56,950	57,000	1,655	59,950	60,000	1,821	62,950	63,000	1,987
51,000			54,000			57,000			60,000			63,000		
51,000	51,050	1,327	54,000	54,050	1,492	57,000	57,050	1,658	60,000	60,050	1,824	63,000	63,050	1,990
51,050	51,100	1,329	54,050	54,100	1,495	57,050	57,100	1,661	60,050	60,100	1,827	63,050	63,100	1,992
51,100	51,150	1,332	54,100	54,150	1,498	57,100	57,150	1,664	60,100	60,150	1,829	63,100	63,150	1,995
51,150	51,200	1,335	54,150	54,200	1,501	57,150	57,200	1,666	60,150	60,200	1,832	63,150	63,200	1,998
51,200	51,250	1,338	54,200	54,250	1,503	57,200	57,250	1,669	60,200	60,250	1,835	63,200	63,250	2,001
51,250	51,300	1,340	54,250	54,300	1,506	57,250	57,300	1,672	60,250	60,300	1,838	63,250	63,300	2,003
51,300	51,350	1,343	54,300	54,350	1,509	57,300	57,350	1,675	60,300	60,350	1,840	63,300	63,350	2,006
51,350	51,400	1,346	54,350	54,400	1,512	57,350	57,400	1,677	60,350	60,400	1,843	63,350	63,400	2,009
51,400	51,450	1,349	54,400	54,450	1,514	57,400	57,450	1,680	60,400	60,450	1,846	63,400	63,450	2,012
51,450	51,500	1,351	54,450	54,500	1,517	57,450	57,500	1,683	60,450	60,500	1,849	63,450	63,500	2,014
51,500	51,550	1,354	54,500	54,550	1,520	57,500	57,550	1,686	60,500	60,550	1,852	63,500	63,550	2,017
51,550	51,600	1,357	54,550	54,600	1,523	57,550	57,600	1,689	60,550	60,600	1,854	63,550	63,600	2,020
51,600	51,650	1,360	54,600	54,650	1,526	57,600	57,650	1,691	60,600	60,650	1,857	63,600	63,650	2,023
51,650	51,700	1,363	54,650	54,700	1,528	57,650	57,700	1,694	60,650	60,700	1,860	63,650	63,700	2,026
51,700	51,750	1,365	54,700	54,750	1,531	57,700	57,750	1,697	60,700	60,750	1,863	63,700	63,750	2,028
51,750	51,800	1,368	54,750	54,800	1,534	57,750	57,800	1,700	60,750	60,800	1,865	63,750	63,800	2,031
51,800	51,850	1,371	54,800	54,850	1,537	57,800	57,850	1,702	60,800	60,850	1,868	63,800	63,850	2,034
51,850	51,900	1,374	54,850	54,900	1,539	57,850	57,900	1,705	60,850	60,900	1,871	63,850	63,900	2,037
51,900	51,950	1,376	54,900	54,950	1,542	57,900	57,950	1,708	60,900	60,950	1,874	63,900	63,950	2,039
51,950	52,000	1,379	54,950	55,000	1,545	57,950	58,000	1,711	60,950	61,000	1,876	63,950	64,000	2,042
52,000			55,000			58,000			61,000			64,000		
52,000	52,050	1,382	55,000	55,050	1,548	58,000	58,050	1,713	61,000	61,050	1,879	64,000	64,050	2,045
52,050	52,100	1,385	55,050	55,100	1,550	58,050	58,100	1,716	61,050	61,100	1,882	64,050	64,100	2,048
52,100	52,150	1,387	55,100	55,150	1,553	58,100	58,150	1,719	61,100	61,150	1,885	64,100	64,150	2,050
52,150	52,200	1,390	55,150	55,200	1,556	58,150	58,200	1,722	61,150	61,200	1,887	64,150	64,200	2,053
52,200	52,250	1,393	55,200	55,250	1,559	58,200	58,250	1,724	61,200	61,250	1,890	64,200	64,250	2,056
52,250	52,300	1,396	55,250	55,300	1,561	58,250	58,300	1,727	61,250	61,300	1,893	64,250	64,300	2,059
52,300	52,350	1,398	55,300	55,350	1,564	58,300	58,350	1,730	61,300	61,350	1,896	64,300	64,350	2,061
52,350	52,400	1,401	55,350	55,400	1,567	58,350	58,400	1,733	61,350	61,400	1,898	64,350	64,400	2,064
52,400	52,450	1,404	55,400	55,450	1,570	58,400	58,450	1,735	61,400	61,450	1,901	64,400	64,450	2,067
52,450	52,500	1,407	55,450	55,500	1,572	58,450	58,500	1,738	61,450	61,500	1,904	64,450	64,500	2,070
52,500	52,550	1,410	55,500	55,550	1,575	58,500	58,550	1,741	61,500	61,550	1,907	64,500	64,550	2,073
52,550	52,600	1,412	55,550	55,600	1,578	58,550	58,600	1,744	61,550	61,600	1,910	64,550	64,600	2,075
52,600	52,650	1,415	55,600	55,650	1,581	58,600	58,650	1,747	61,600	61,650	1,912	64,600	64,650	2,078
52,650	52,700	1,418	55,650	55,700	1,584	58,650	58,700	1,749	61,650	61,700	1,915	64,650	64,700	2,081
52,700	52,750	1,421	55,700	55,750	1,586	58,700	58,750	1,752	61,700	61,750	1,918	64,700	64,750	2,084
52,750	52,800	1,423	55,750	55,800	1,589	58,750	58,800	1,755	61,750	61,800	1,921	64,750	64,800	2,086
52,800	52,850	1,426	55,800	55,850	1,592	58,800	58,850	1,758	61,800	61,850	1,923	64,800	64,850	2,089
52,850	52,900	1,429	55,850	55,900	1,595	58,850	58,900	1,760	61,850	61,900	1,926	64,850	64,900	2,092
52,900	52,950	1,432	55,900	55,950	1,597	58,900	58,950	1,763	61,900	61,950	1,929	64,900	64,950	2,095
52,950	53,000	1,434	55,950	56,000	1,600	58,950	59,000	1,766	61,950	62,000	1,932	64,950	65,000	2,097

2018 NEW JERSEY TAX TABLE (NJ-1041)

If Line 23 (New Jersey Taxable Income) Is —			If Line 23 (New Jersey Taxable Income) Is —			If Line 23 (New Jersey Taxable Income) Is —			If Line 23 (New Jersey Taxable Income) Is —			If Line 23 (New Jersey Taxable Income) Is —		
At Least	But Less Than	Your Tax Is:	At Least	But Less Than	Your Tax Is:	At Least	But Less Than	Your Tax Is:	At Least	But Less Than	Your Tax Is:	At Least	But Less Than	Your Tax Is:
65,000			68,000			71,000			74,000			77,000		
65,000	65,050	2,100	68,000	68,050	2,266	71,000	71,050	2,432	74,000	74,050	2,597	77,000	77,050	2,780
65,050	65,100	2,103	68,050	68,100	2,269	71,050	71,100	2,434	74,050	74,100	2,600	77,050	77,100	2,783
65,100	65,150	2,106	68,100	68,150	2,271	71,100	71,150	2,437	74,100	74,150	2,603	77,100	77,150	2,787
65,150	65,200	2,108	68,150	68,200	2,274	71,150	71,200	2,440	74,150	74,200	2,606	77,150	77,200	2,790
65,200	65,250	2,111	68,200	68,250	2,277	71,200	71,250	2,443	74,200	74,250	2,608	77,200	77,250	2,793
65,250	65,300	2,114	68,250	68,300	2,280	71,250	71,300	2,445	74,250	74,300	2,611	77,250	77,300	2,796
65,300	65,350	2,117	68,300	68,350	2,282	71,300	71,350	2,448	74,300	74,350	2,614	77,300	77,350	2,799
65,350	65,400	2,119	68,350	68,400	2,285	71,350	71,400	2,451	74,350	74,400	2,617	77,350	77,400	2,803
65,400	65,450	2,122	68,400	68,450	2,288	71,400	71,450	2,454	74,400	74,450	2,619	77,400	77,450	2,806
65,450	65,500	2,125	68,450	68,500	2,291	71,450	71,500	2,456	74,450	74,500	2,622	77,450	77,500	2,809
65,500	65,550	2,128	68,500	68,550	2,294	71,500	71,550	2,459	74,500	74,550	2,625	77,500	77,550	2,812
65,550	65,600	2,131	68,550	68,600	2,296	71,550	71,600	2,462	74,550	74,600	2,628	77,550	77,600	2,815
65,600	65,650	2,133	68,600	68,650	2,299	71,600	71,650	2,465	74,600	74,650	2,631	77,600	77,650	2,818
65,650	65,700	2,136	68,650	68,700	2,302	71,650	71,700	2,468	74,650	74,700	2,633	77,650	77,700	2,822
65,700	65,750	2,139	68,700	68,750	2,305	71,700	71,750	2,470	74,700	74,750	2,636	77,700	77,750	2,825
65,750	65,800	2,142	68,750	68,800	2,307	71,750	71,800	2,473	74,750	74,800	2,639	77,750	77,800	2,828
65,800	65,850	2,144	68,800	68,850	2,310	71,800	71,850	2,476	74,800	74,850	2,642	77,800	77,850	2,831
65,850	65,900	2,147	68,850	68,900	2,313	71,850	71,900	2,479	74,850	74,900	2,644	77,850	77,900	2,834
65,900	65,950	2,150	68,900	68,950	2,316	71,900	71,950	2,481	74,900	74,950	2,647	77,900	77,950	2,838
65,950	66,000	2,153	68,950	69,000	2,318	71,950	72,000	2,484	74,950	75,000	2,650	77,950	78,000	2,841
66,000			69,000			72,000			75,000			78,000		
66,000	66,050	2,155	69,000	69,050	2,321	72,000	72,050	2,487	75,000	75,050	2,653	78,000	78,050	2,844
66,050	66,100	2,158	69,050	69,100	2,324	72,050	72,100	2,490	75,050	75,100	2,656	78,050	78,100	2,847
66,100	66,150	2,161	69,100	69,150	2,327	72,100	72,150	2,492	75,100	75,150	2,659	78,100	78,150	2,850
66,150	66,200	2,164	69,150	69,200	2,329	72,150	72,200	2,495	75,150	75,200	2,662	78,150	78,200	2,853
66,200	66,250	2,166	69,200	69,250	2,332	72,200	72,250	2,498	75,200	75,250	2,666	78,200	78,250	2,857
66,250	66,300	2,169	69,250	69,300	2,335	72,250	72,300	2,501	75,250	75,300	2,669	78,250	78,300	2,860
66,300	66,350	2,172	69,300	69,350	2,338	72,300	72,350	2,503	75,300	75,350	2,672	78,300	78,350	2,863
66,350	66,400	2,175	69,350	69,400	2,340	72,350	72,400	2,506	75,350	75,400	2,675	78,350	78,400	2,866
66,400	66,450	2,177	69,400	69,450	2,343	72,400	72,450	2,509	75,400	75,450	2,678	78,400	78,450	2,869
66,450	66,500	2,180	69,450	69,500	2,346	72,450	72,500	2,512	75,450	75,500	2,682	78,450	78,500	2,873
66,500	66,550	2,183	69,500	69,550	2,349	72,500	72,550	2,515	75,500	75,550	2,685	78,500	78,550	2,876
66,550	66,600	2,186	69,550	69,600	2,352	72,550	72,600	2,517	75,550	75,600	2,688	78,550	78,600	2,879
66,600	66,650	2,189	69,600	69,650	2,354	72,600	72,650	2,520	75,600	75,650	2,691	78,600	78,650	2,882
66,650	66,700	2,191	69,650	69,700	2,357	72,650	72,700	2,523	75,650	75,700	2,694	78,650	78,700	2,885
66,700	66,750	2,194	69,700	69,750	2,360	72,700	72,750	2,526	75,700	75,750	2,697	78,700	78,750	2,889
66,750	66,800	2,197	69,750	69,800	2,363	72,750	72,800	2,528	75,750	75,800	2,701	78,750	78,800	2,892
66,800	66,850	2,200	69,800	69,850	2,365	72,800	72,850	2,531	75,800	75,850	2,704	78,800	78,850	2,895
66,850	66,900	2,202	69,850	69,900	2,368	72,850	72,900	2,534	75,850	75,900	2,707	78,850	78,900	2,898
66,900	66,950	2,205	69,900	69,950	2,371	72,900	72,950	2,537	75,900	75,950	2,710	78,900	78,950	2,901
66,950	67,000	2,208	69,950	70,000	2,374	72,950	73,000	2,539	75,950	76,000	2,713	78,950	79,000	2,904
67,000			70,000			73,000			76,000			79,000		
67,000	67,050	2,211	70,000	70,050	2,376	73,000	73,050	2,542	76,000	76,050	2,717	79,000	79,050	2,908
67,050	67,100	2,213	70,050	70,100	2,379	73,050	73,100	2,545	76,050	76,100	2,720	79,050	79,100	2,911
67,100	67,150	2,216	70,100	70,150	2,382	73,100	73,150	2,548	76,100	76,150	2,723	79,100	79,150	2,914
67,150	67,200	2,219	70,150	70,200	2,385	73,150	73,200	2,550	76,150	76,200	2,726	79,150	79,200	2,917
67,200	67,250	2,222	70,200	70,250	2,387	73,200	73,250	2,553	76,200	76,250	2,729	79,200	79,250	2,920
67,250	67,300	2,224	70,250	70,300	2,390	73,250	73,300	2,556	76,250	76,300	2,732	79,250	79,300	2,924
67,300	67,350	2,227	70,300	70,350	2,393	73,300	73,350	2,559	76,300	76,350	2,736	79,300	79,350	2,927
67,350	67,400	2,230	70,350	70,400	2,396	73,350	73,400	2,561	76,350	76,400	2,739	79,350	79,400	2,930
67,400	67,450	2,233	70,400	70,450	2,398	73,400	73,450	2,564	76,400	76,450	2,742	79,400	79,450	2,933
67,450	67,500	2,235	70,450	70,500	2,401	73,450	73,500	2,567	76,450	76,500	2,745	79,450	79,500	2,936
67,500	67,550	2,238	70,500	70,550	2,404	73,500	73,550	2,570	76,500	76,550	2,748	79,500	79,550	2,939
67,550	67,600	2,241	70,550	70,600	2,407	73,550	73,600	2,573	76,550	76,600	2,752	79,550	79,600	2,943
67,600	67,650	2,244	70,600	70,650	2,410	73,600	73,650	2,575	76,600	76,650	2,755	79,600	79,650	2,946
67,650	67,700	2,247	70,650	70,700	2,412	73,650	73,700	2,578	76,650	76,700	2,758	79,650	79,700	2,949
67,700	67,750	2,249	70,700	70,750	2,415	73,700	73,750	2,581	76,700	76,750	2,761	79,700	79,750	2,952
67,750	67,800	2,252	70,750	70,800	2,418	73,750	73,800	2,584	76,750	76,800	2,764	79,750	79,800	2,955
67,800	67,850	2,255	70,800	70,850	2,421	73,800	73,850	2,586	76,800	76,850	2,768	79,800	79,850	2,959
67,850	67,900	2,258	70,850	70,900	2,423	73,850	73,900	2,589	76,850	76,900	2,771	79,850	79,900	2,962
67,900	67,950	2,260	70,900	70,950	2,426	73,900	73,950	2,592	76,900	76,950	2,774	79,900	79,950	2,965
67,950	68,000	2,263	70,950	71,000	2,429	73,950	74,000	2,595	76,950	77,000	2,777	79,950	80,000	2,968

2018 NEW JERSEY TAX TABLE (NJ-1041)

If Line 23 (New Jersey Taxable Income) Is —			If Line 23 (New Jersey Taxable Income) Is —			If Line 23 (New Jersey Taxable Income) Is —			If Line 23 (New Jersey Taxable Income) Is —			If Line 23 (New Jersey Taxable Income) Is —		
At Least	But Less Than	Your Tax Is:	At Least	But Less Than	Your Tax Is:	At Least	But Less Than	Your Tax Is:	At Least	But Less Than	Your Tax Is:	At Least	But Less Than	Your Tax Is:
80,000			83,000			86,000			89,000			92,000		
80,000	80,050	2,971	83,000	83,050	3,162	86,000	86,050	3,354	89,000	89,050	3,545	92,000	92,050	3,736
80,050	80,100	2,975	83,050	83,100	3,166	86,050	86,100	3,357	89,050	89,100	3,548	92,050	92,100	3,739
80,100	80,150	2,978	83,100	83,150	3,169	86,100	86,150	3,360	89,100	89,150	3,551	92,100	92,150	3,742
80,150	80,200	2,981	83,150	83,200	3,172	86,150	86,200	3,363	89,150	89,200	3,554	92,150	92,200	3,745
80,200	80,250	2,984	83,200	83,250	3,175	86,200	86,250	3,366	89,200	89,250	3,557	92,200	92,250	3,748
80,250	80,300	2,987	83,250	83,300	3,178	86,250	86,300	3,369	89,250	89,300	3,561	92,250	92,300	3,752
80,300	80,350	2,990	83,300	83,350	3,182	86,300	86,350	3,373	89,300	89,350	3,564	92,300	92,350	3,755
80,350	80,400	2,994	83,350	83,400	3,185	86,350	86,400	3,376	89,350	89,400	3,567	92,350	92,400	3,758
80,400	80,450	2,997	83,400	83,450	3,188	86,400	86,450	3,379	89,400	89,450	3,570	92,400	92,450	3,761
80,450	80,500	3,000	83,450	83,500	3,191	86,450	86,500	3,382	89,450	89,500	3,573	92,450	92,500	3,764
80,500	80,550	3,003	83,500	83,550	3,194	86,500	86,550	3,385	89,500	89,550	3,576	92,500	92,550	3,768
80,550	80,600	3,006	83,550	83,600	3,197	86,550	86,600	3,389	89,550	89,600	3,580	92,550	92,600	3,771
80,600	80,650	3,010	83,600	83,650	3,201	86,600	86,650	3,392	89,600	89,650	3,583	92,600	92,650	3,774
80,650	80,700	3,013	83,650	83,700	3,204	86,650	86,700	3,395	89,650	89,700	3,586	92,650	92,700	3,777
80,700	80,750	3,016	83,700	83,750	3,207	86,700	86,750	3,398	89,700	89,750	3,589	92,700	92,750	3,780
80,750	80,800	3,019	83,750	83,800	3,210	86,750	86,800	3,401	89,750	89,800	3,592	92,750	92,800	3,784
80,800	80,850	3,022	83,800	83,850	3,213	86,800	86,850	3,405	89,800	89,850	3,596	92,800	92,850	3,787
80,850	80,900	3,025	83,850	83,900	3,217	86,850	86,900	3,408	89,850	89,900	3,599	92,850	92,900	3,790
80,900	80,950	3,029	83,900	83,950	3,220	86,900	86,950	3,411	89,900	89,950	3,602	92,900	92,950	3,793
80,950	81,000	3,032	83,950	84,000	3,223	86,950	87,000	3,414	89,950	90,000	3,605	92,950	93,000	3,796
81,000			84,000			87,000			90,000			93,000		
81,000	81,050	3,035	84,000	84,050	3,226	87,000	87,050	3,417	90,000	90,050	3,608	93,000	93,050	3,799
81,050	81,100	3,038	84,050	84,100	3,229	87,050	87,100	3,420	90,050	90,100	3,612	93,050	93,100	3,803
81,100	81,150	3,041	84,100	84,150	3,233	87,100	87,150	3,424	90,100	90,150	3,615	93,100	93,150	3,806
81,150	81,200	3,045	84,150	84,200	3,236	87,150	87,200	3,427	90,150	90,200	3,618	93,150	93,200	3,809
81,200	81,250	3,048	84,200	84,250	3,239	87,200	87,250	3,430	90,200	90,250	3,621	93,200	93,250	3,812
81,250	81,300	3,051	84,250	84,300	3,242	87,250	87,300	3,433	90,250	90,300	3,624	93,250	93,300	3,815
81,300	81,350	3,054	84,300	84,350	3,245	87,300	87,350	3,436	90,300	90,350	3,627	93,300	93,350	3,819
81,350	81,400	3,057	84,350	84,400	3,248	87,350	87,400	3,440	90,350	90,400	3,631	93,350	93,400	3,822
81,400	81,450	3,061	84,400	84,450	3,252	87,400	87,450	3,443	90,400	90,450	3,634	93,400	93,450	3,825
81,450	81,500	3,064	84,450	84,500	3,255	87,450	87,500	3,446	90,450	90,500	3,637	93,450	93,500	3,828
81,500	81,550	3,067	84,500	84,550	3,258	87,500	87,550	3,449	90,500	90,550	3,640	93,500	93,550	3,831
81,550	81,600	3,070	84,550	84,600	3,261	87,550	87,600	3,452	90,550	90,600	3,643	93,550	93,600	3,834
81,600	81,650	3,073	84,600	84,650	3,264	87,600	87,650	3,455	90,600	90,650	3,647	93,600	93,650	3,838
81,650	81,700	3,076	84,650	84,700	3,268	87,650	87,700	3,459	90,650	90,700	3,650	93,650	93,700	3,841
81,700	81,750	3,080	84,700	84,750	3,271	87,700	87,750	3,462	90,700	90,750	3,653	93,700	93,750	3,844
81,750	81,800	3,083	84,750	84,800	3,274	87,750	87,800	3,465	90,750	90,800	3,656	93,750	93,800	3,847
81,800	81,850	3,086	84,800	84,850	3,277	87,800	87,850	3,468	90,800	90,850	3,659	93,800	93,850	3,850
81,850	81,900	3,089	84,850	84,900	3,280	87,850	87,900	3,471	90,850	90,900	3,662	93,850	93,900	3,854
81,900	81,950	3,092	84,900	84,950	3,283	87,900	87,950	3,475	90,900	90,950	3,666	93,900	93,950	3,857
81,950	82,000	3,096	84,950	85,000	3,287	87,950	88,000	3,478	90,950	91,000	3,669	93,950	94,000	3,860
82,000			85,000			88,000			91,000			94,000		
82,000	82,050	3,099	85,000	85,050	3,290	88,000	88,050	3,481	91,000	91,050	3,672	94,000	94,050	3,863
82,050	82,100	3,102	85,050	85,100	3,293	88,050	88,100	3,484	91,050	91,100	3,675	94,050	94,100	3,866
82,100	82,150	3,105	85,100	85,150	3,296	88,100	88,150	3,487	91,100	91,150	3,678	94,100	94,150	3,870
82,150	82,200	3,108	85,150	85,200	3,299	88,150	88,200	3,490	91,150	91,200	3,682	94,150	94,200	3,873
82,200	82,250	3,111	85,200	85,250	3,303	88,200	88,250	3,494	91,200	91,250	3,685	94,200	94,250	3,876
82,250	82,300	3,115	85,250	85,300	3,306	88,250	88,300	3,497	91,250	91,300	3,688	94,250	94,300	3,879
82,300	82,350	3,118	85,300	85,350	3,309	88,300	88,350	3,500	91,300	91,350	3,691	94,300	94,350	3,882
82,350	82,400	3,121	85,350	85,400	3,312	88,350	88,400	3,503	91,350	91,400	3,694	94,350	94,400	3,885
82,400	82,450	3,124	85,400	85,450	3,315	88,400	88,450	3,506	91,400	91,450	3,698	94,400	94,450	3,889
82,450	82,500	3,127	85,450	85,500	3,319	88,450	88,500	3,510	91,450	91,500	3,701	94,450	94,500	3,892
82,500	82,550	3,131	85,500	85,550	3,322	88,500	88,550	3,513	91,500	91,550	3,704	94,500	94,550	3,895
82,550	82,600	3,134	85,550	85,600	3,325	88,550	88,600	3,516	91,550	91,600	3,707	94,550	94,600	3,898
82,600	82,650	3,137	85,600	85,650	3,328	88,600	88,650	3,519	91,600	91,650	3,710	94,600	94,650	3,901
82,650	82,700	3,140	85,650	85,700	3,331	88,650	88,700	3,522	91,650	91,700	3,713	94,650	94,700	3,905
82,700	82,750	3,143	85,700	85,750	3,334	88,700	88,750	3,526	91,700	91,750	3,717	94,700	94,750	3,908
82,750	82,800	3,147	85,750	85,800	3,338	88,750	88,800	3,529	91,750	91,800	3,720	94,750	94,800	3,911
82,800	82,850	3,150	85,800	85,850	3,341	88,800	88,850	3,532	91,800	91,850	3,723	94,800	94,850	3,914
82,850	82,900	3,153	85,850	85,900	3,344	88,850	88,900	3,535	91,850	91,900	3,726	94,850	94,900	3,917
82,900	82,950	3,156	85,900	85,950	3,347	88,900	88,950	3,538	91,900	91,950	3,729	94,900	94,950	3,920
82,950	83,000	3,159	85,950	86,000	3,350	88,950	89,000	3,541	91,950	92,000	3,733	94,950	95,000	3,924

2018 NEW JERSEY TAX TABLE (NJ-1041)

If Line 23 (New Jersey Taxable Income) Is —			If Line 23 (New Jersey Taxable Income) Is —			If Line 23 (New Jersey Taxable Income) Is —			If Line 23 (New Jersey Taxable Income) Is —			If Line 23 (New Jersey Taxable Income) Is —		
At Least	But Less Than	Your Tax Is:	At Least	But Less Than	Your Tax Is:	At Least	But Less Than	Your Tax Is:	At Least	But Less Than	Your Tax Is:	At Least	But Less Than	Your Tax Is:
95,000			98,000			101,000			104,000			107,000		
95,000	95,050	3,927	98,000	98,050	4,118	101,000	101,050	4,309	104,000	104,050	4,500	107,000	107,050	4,691
95,050	95,100	3,930	98,050	98,100	4,121	101,050	101,100	4,312	104,050	104,100	4,503	107,050	107,100	4,694
95,100	95,150	3,933	98,100	98,150	4,124	101,100	101,150	4,315	104,100	104,150	4,507	107,100	107,150	4,698
95,150	95,200	3,936	98,150	98,200	4,127	101,150	101,200	4,319	104,150	104,200	4,510	107,150	107,200	4,701
95,200	95,250	3,940	98,200	98,250	4,131	101,200	101,250	4,322	104,200	104,250	4,513	107,200	107,250	4,704
95,250	95,300	3,943	98,250	98,300	4,134	101,250	101,300	4,325	104,250	104,300	4,516	107,250	107,300	4,707
95,300	95,350	3,946	98,300	98,350	4,137	101,300	101,350	4,328	104,300	104,350	4,519	107,300	107,350	4,710
95,350	95,400	3,949	98,350	98,400	4,140	101,350	101,400	4,331	104,350	104,400	4,522	107,350	107,400	4,714
95,400	95,450	3,952	98,400	98,450	4,143	101,400	101,450	4,335	104,400	104,450	4,526	107,400	107,450	4,717
95,450	95,500	3,956	98,450	98,500	4,147	101,450	101,500	4,338	104,450	104,500	4,529	107,450	107,500	4,720
95,500	95,550	3,959	98,500	98,550	4,150	101,500	101,550	4,341	104,500	104,550	4,532	107,500	107,550	4,723
95,550	95,600	3,962	98,550	98,600	4,153	101,550	101,600	4,344	104,550	104,600	4,535	107,550	107,600	4,726
95,600	95,650	3,965	98,600	98,650	4,156	101,600	101,650	4,347	104,600	104,650	4,538	107,600	107,650	4,729
95,650	95,700	3,968	98,650	98,700	4,159	101,650	101,700	4,350	104,650	104,700	4,542	107,650	107,700	4,733
95,700	95,750	3,971	98,700	98,750	4,163	101,700	101,750	4,354	104,700	104,750	4,545	107,700	107,750	4,736
95,750	95,800	3,975	98,750	98,800	4,166	101,750	101,800	4,357	104,750	104,800	4,548	107,750	107,800	4,739
95,800	95,850	3,978	98,800	98,850	4,169	101,800	101,850	4,360	104,800	104,850	4,551	107,800	107,850	4,742
95,850	95,900	3,981	98,850	98,900	4,172	101,850	101,900	4,363	104,850	104,900	4,554	107,850	107,900	4,745
95,900	95,950	3,984	98,900	98,950	4,175	101,900	101,950	4,366	104,900	104,950	4,557	107,900	107,950	4,749
95,950	96,000	3,987	98,950	99,000	4,178	101,950	102,000	4,370	104,950	105,000	4,561	107,950	108,000	4,752
96,000			99,000			102,000			105,000			108,000		
96,000	96,050	3,991	99,000	99,050	4,182	102,000	102,050	4,373	105,000	105,050	4,564	108,000	108,050	4,755
96,050	96,100	3,994	99,050	99,100	4,185	102,050	102,100	4,376	105,050	105,100	4,567	108,050	108,100	4,758
96,100	96,150	3,997	99,100	99,150	4,188	102,100	102,150	4,379	105,100	105,150	4,570	108,100	108,150	4,761
96,150	96,200	4,000	99,150	99,200	4,191	102,150	102,200	4,382	105,150	105,200	4,573	108,150	108,200	4,764
96,200	96,250	4,003	99,200	99,250	4,194	102,200	102,250	4,385	105,200	105,250	4,577	108,200	108,250	4,768
96,250	96,300	4,006	99,250	99,300	4,198	102,250	102,300	4,389	105,250	105,300	4,580	108,250	108,300	4,771
96,300	96,350	4,010	99,300	99,350	4,201	102,300	102,350	4,392	105,300	105,350	4,583	108,300	108,350	4,774
96,350	96,400	4,013	99,350	99,400	4,204	102,350	102,400	4,395	105,350	105,400	4,586	108,350	108,400	4,777
96,400	96,450	4,016	99,400	99,450	4,207	102,400	102,450	4,398	105,400	105,450	4,589	108,400	108,450	4,780
96,450	96,500	4,019	99,450	99,500	4,210	102,450	102,500	4,401	105,450	105,500	4,593	108,450	108,500	4,784
96,500	96,550	4,022	99,500	99,550	4,213	102,500	102,550	4,405	105,500	105,550	4,596	108,500	108,550	4,787
96,550	96,600	4,026	99,550	99,600	4,217	102,550	102,600	4,408	105,550	105,600	4,599	108,550	108,600	4,790
96,600	96,650	4,029	99,600	99,650	4,220	102,600	102,650	4,411	105,600	105,650	4,602	108,600	108,650	4,793
96,650	96,700	4,032	99,650	99,700	4,223	102,650	102,700	4,414	105,650	105,700	4,605	108,650	108,700	4,796
96,700	96,750	4,035	99,700	99,750	4,226	102,700	102,750	4,417	105,700	105,750	4,608	108,700	108,750	4,800
96,750	96,800	4,038	99,750	99,800	4,229	102,750	102,800	4,421	105,750	105,800	4,612	108,750	108,800	4,803
96,800	96,850	4,042	99,800	99,850	4,233	102,800	102,850	4,424	105,800	105,850	4,615	108,800	108,850	4,806
96,850	96,900	4,045	99,850	99,900	4,236	102,850	102,900	4,427	105,850	105,900	4,618	108,850	108,900	4,809
96,900	96,950	4,048	99,900	99,950	4,239	102,900	102,950	4,430	105,900	105,950	4,621	108,900	108,950	4,812
96,950	97,000	4,051	99,950	100,000	4,242	102,950	103,000	4,433	105,950	106,000	4,624	108,950	109,000	4,815
97,000			100,000			103,000			106,000			109,000		
97,000	97,050	4,054	100,000	100,050	4,245	103,000	103,050	4,436	106,000	106,050	4,628	109,000	109,050	4,819
97,050	97,100	4,057	100,050	100,100	4,249	103,050	103,100	4,440	106,050	106,100	4,631	109,050	109,100	4,822
97,100	97,150	4,061	100,100	100,150	4,252	103,100	103,150	4,443	106,100	106,150	4,634	109,100	109,150	4,825
97,150	97,200	4,064	100,150	100,200	4,255	103,150	103,200	4,446	106,150	106,200	4,637	109,150	109,200	4,828
97,200	97,250	4,067	100,200	100,250	4,258	103,200	103,250	4,449	106,200	106,250	4,640	109,200	109,250	4,831
97,250	97,300	4,070	100,250	100,300	4,261	103,250	103,300	4,452	106,250	106,300	4,643	109,250	109,300	4,835
97,300	97,350	4,073	100,300	100,350	4,264	103,300	103,350	4,456	106,300	106,350	4,647	109,300	109,350	4,838
97,350	97,400	4,077	100,350	100,400	4,268	103,350	103,400	4,459	106,350	106,400	4,650	109,350	109,400	4,841
97,400	97,450	4,080	100,400	100,450	4,271	103,400	103,450	4,462	106,400	106,450	4,653	109,400	109,450	4,844
97,450	97,500	4,083	100,450	100,500	4,274	103,450	103,500	4,465	106,450	106,500	4,656	109,450	109,500	4,847
97,500	97,550	4,086	100,500	100,550	4,277	103,500	103,550	4,468	106,500	106,550	4,659	109,500	109,550	4,850
97,550	97,600	4,089	100,550	100,600	4,280	103,550	103,600	4,471	106,550	106,600	4,663	109,550	109,600	4,854
97,600	97,650	4,092	100,600	100,650	4,284	103,600	103,650	4,475	106,600	106,650	4,666	109,600	109,650	4,857
97,650	97,700	4,096	100,650	100,700	4,287	103,650	103,700	4,478	106,650	106,700	4,669	109,650	109,700	4,860
97,700	97,750	4,099	100,700	100,750	4,290	103,700	103,750	4,481	106,700	106,750	4,672	109,700	109,750	4,863
97,750	97,800	4,102	100,750	100,800	4,293	103,750	103,800	4,484	106,750	106,800	4,675	109,750	109,800	4,866
97,800	97,850	4,105	100,800	100,850	4,296	103,800	103,850	4,487	106,800	106,850	4,679	109,800	109,850	4,870
97,850	97,900	4,108	100,850	100,900	4,299	103,850	103,900	4,491	106,850	106,900	4,682	109,850	109,900	4,873
97,900	97,950	4,112	100,900	100,950	4,303	103,900	103,950	4,494	106,900	106,950	4,685	109,900	109,950	4,876
97,950	98,000	4,115	100,950	101,000	4,306	103,950	104,000	4,497	106,950	107,000	4,688	109,950	110,000	4,879

2018 New Jersey Tax Rate Schedule

If Taxable Income (Line 23) is:		STEP 1 Enter Your Line 23	STEP 2 Multiply Your Line 23 by:	STEP 3 Subtract	Your Tax
Over	But not over				
\$ 0	\$ 20,000	_____	× .014 = _____	– \$ 0 = _____	_____
\$ 20,000	\$ 35,000	_____	× .0175 = _____	– \$ 70.00 = _____	_____
\$ 35,000	\$ 40,000	_____	× .035 = _____	– \$ 682.50 = _____	_____
\$ 40,000	\$ 75,000	_____	× .05525 = _____	– \$ 1,492.50 = _____	_____
\$ 75,000	\$ 500,000	_____	× .0637 = _____	– \$ 2,126.25 = _____	_____
\$ 500,000	\$ 5,000,000	_____	× .0897 = _____	– \$ 15,126.25 = _____	_____
\$ 5,000,000	and over	_____	× .1075 = _____	– \$104,126.25 = _____	_____

NJ TaxTalk

TaxTalk is the portion of the Automated Tax Information System (ATIS) that provides recorded information to callers on a variety of New Jersey tax topics and affords them the opportunity to request written information on certain topics. TaxTalk is available 24 hours a day, 7 days a week.

Select the 3-digit number of the topic you want to hear. Then, from a touch-tone phone, call 1-800-323-4400 (within NJ, NY, PA, DE, and MD) or 609-826-4400. Have paper and pencil available to take notes. Additional topics may become available after the printing of this booklet.

TaxTalk — Topic Codes

NJ INCOME TAX INFORMATION FOR INDIVIDUALS

Filing Your New Jersey Return

- 100 Who Must File
- 101 Military Personnel Resident Defined & Income Tax Filing Requirements
- 102 Military Personnel Nonresident Defined & Income Tax Filing Requirements
- 103 How and When to File an Extension
- 104 Military Extensions
- 105 How and When to Amend
- 106 Penalties, Interest & Collection Fees
- 108 Who is Required to Make Estimated Tax Payments
- 110 Interest on Underpayment of Estimated Tax Payments
- 112 Pennsylvania Residents Working in New Jersey/New Jersey Residents Working in Pennsylvania
- 114 Nonresidents

- 115 Nonresidents: Estimated Tax on Income From the Sale or Transfer of New Jersey Real Estate
- 116 Mailing Your Return With Refunds or No Tax Due
- 118 Mailing Your Return With Payments Due
- 119 Mailing Your Property Tax Credit Application Only (Without NJ-1040 Tax Returns)
- 120 How to Pay

Completing Your New Jersey Return

- 121 Social Security Number
- 122 Filing Status
- 123 Civil Union Partners
- 124 Part-Year Residents
- 128 Deceased Taxpayers
- 130 Personal Exemptions
- 131 Domestic Partnership Exemption
- 132 Dependent Exemptions
- 133 Dependents Attending Colleges Exemptions

- 134 New Jersey Earned Income Tax Credit
- 135 Property Tax Deduction or Credit
- 136 Deductions
- 138 Reporting Wages
- 140 Nontaxable Income
- 142 Reporting Capital Gain Income
- 143 Reporting a Gain From the Sale of a Principal Residence
- 144 Reporting Net Profits From Your Business
- 145 Reporting Distributive Share of Partnership Income
- 146 Reporting Net Pro Rata Share of S Corporation Income
- 147 Use Tax Due on Out-of-State Purchases
- 148 Withholdings and Payments
- 150 Claiming Credit for Income or Wage Tax Paid to Another Jurisdiction
- 152 Claiming Excess Unemployment and Disability

Pension and IRA Information

- 154 Pension Income
- 156 Pension Exclusion
- 157 Employer Post-Retirement Contributions to Section 403(b) Plan
- 158 IRA Distributions
- 160 Establishing Your Roth IRA
- 162 Qualified Distributions From a Roth IRA
- 164 Nonqualified Distributions From a Roth IRA

NJ PROPERTY TAX RELIEF PROGRAMS**Homestead Benefit**

- 228 General Information on the Homestead Benefit for Homeowners
- 231 Homestead Benefit Amounts for Homeowners
- 233 How to Check the Status of Your Homestead Benefit

Senior Freeze/Property Tax Reimbursement

- 216 General Information on the Senior Freeze/Property Tax Reimbursement
- 218 Eligibility Requirements
- 220 How to Apply for a Senior Freeze/Property Tax Reimbursement

Property Tax Deduction or Credit

- 224 General Information on the Property Tax Deduction or Credit

PAPERLESS FILING PROGRAMS**New Jersey WebFile**

- 300 NJ WebFile

New Jersey E-File

- 304 NJ E-File

NJ TAX AND FEE INFORMATION FOR BUSINESSES**Business Registration**

- 400 Starting a Business in New Jersey
- 401 How to File Taxes and Fees by Phone or Online
- 402 Small Business Workshops
- 404 Electing S Corporation Status
- 410 Ending Your Tax Registration in New Jersey

Income Tax Withholding Information for Businesses

- 412 Reporting and Remitting NJ Income Tax Withheld
- 414 Reconciling Tax Withheld With Form NJ-W-3
- 416 Employee's Withholding Allowance Certificates, Forms W-4 and NJ-W-4
- 420 Withholding New Jersey Income Taxes
- 421 Withholding New Jersey Income Taxes for Contractor Services
- 422 Penalties, Interest & Collection Fees

Sales and Use Tax Information for Businesses

- 424 Collecting Sales Tax
- 426 Use Tax
- 428 Annual Use Tax
- 429 New Jersey Sales and Use Tax EZ File Systems for Filing Forms ST-50/ST-51
- 430 Filing Forms ST-50/ST-51
- 432 Pay Your Taxes Electronically
- 434 Penalties, Interest & Collection Fees
- 442 Urban Enterprise Zone

Lease and Rental Information for Businesses

- 444 Lease and Rental Transactions
- 448 Domestic Security Fee

Other Fees and Taxes

- 449 9-1-1 System and Emergency Response Fee
- 454 Domestic Security Fee
- 456 Hotel/Motel State Occupancy Fee and Municipal Occupancy Tax
- 458 Litter Control Fee
- 459 Motor Vehicle Tire Fee

CORPORATIONS & PARTNERSHIPS**Corporations**

- 501 Starting a Corporation
- 502 Filing Responsibilities
- 503 Consequences of Not Dissolving a Corporation
- 504 Tax Rates and Accounting Periods
- 506 Electing S Corporation Status

Partnerships

- 508 Partnership Information
- 510 Partnership Filing Requirements
- 511 Prepayment of Partnership Filing Fee

INFORMATION FOR INDIVIDUALS ON SALES & USE TAX AND STATE FEES**General Information on Sales and Use Tax for Individuals**

- 600 General Information on Sales and Use Tax for Individuals

Out-of-State Purchases

- 602 Out-of-State Purchases

Taxability of Leases and Rentals

- 608 Taxability of Leases and Rentals

Other Fees and Taxes

- 609 9-1-1 System and Emergency Response Fee
- 610 Atlantic City Luxury Tax, Sales Tax, and Other Fees
- 612 Atlantic City Casino Hotel Parking Fee
- 614 Cape May County Tourism Tax and Assessment
- 618 Domestic Security Fee
- 620 Hotel/Motel State Occupancy Fee and Municipal Occupancy Tax
- 621 Motor Vehicle Tire Fee

OTHER NJ TAX INFORMATION**New Jersey Division of Taxation Regional Offices**

- 702 Camden Office
- 704 Fair Lawn Office
- 705 Neptune Office
- 706 Newark Office
- 708 Northfield Office
- 710 Somerville Office
- 712 Trenton Office

Income Tax Refund Information

- 713 How to Check the Status of Your Income Tax Refund

Other Ways to Contact the Division

- 714 Other Ways to Contact the Division

Taxpayers' Bill of Rights

- 718 Taxpayers' Bill of Rights

CATCH Program/Citizens Against Tax Cheats

- 720 CATCH Program

Inheritance and Estate Tax

- 722 Inheritance and Estate Tax

Identity Theft

- 726 Identity Theft

A

Accounting Method **3**
 Allocation of Business Income **11, 14**
 Alternative Business Calculation Adjustment **7**
 Amended Returns **3**
 Assistance **Outside Back Cover**
 Automated Information **Outside Back Cover**
 Average Values **14**

B

Basis **6, 9**
 Beneficiaries—
 Deduction for Distributions to **6, 10, 11**
 Distributions to **1**
 Share of Income **10**
 Business Income **6, 11, 14**

C

Capital Gains and Losses **6, 9**
 Capital Gains Distributions **9**
 Changes in Federal Income Tax **3**
 Charitable Trusts **1**
 Collection Fees **4**
 Commissions **7**
 Copyrights **6, 12**
 Credits—
 Estimated Tax Payments **8**
 Overpayment From Prior Year **8**
 Sheltered Workshop Tax Credit **8**
 Tax Paid by Partnership(s) **8, 10**
 Tax Paid by S Corporation(s) **8**
 Taxes Paid to Other Jurisdictions **8, 10**
 To 2019 Tax **9**

D

Deductions—
 Commissions **7**
 Distributions to Beneficiaries **6, 10, 11**
 Health Enterprise Zones **7**
 Definitions—
 Estate **1**
 Fiduciary **1**
 Irrevocable Trusts **1**
 Nonresident Trusts **1**
 Resident Trusts **1**
 Revocable Trusts **1**
 Distributions—
 Beneficiaries, to **1, 6, 10, 11**
 Capital Gains **9**
 Coverdell ESAs **5**
 Mutual Fund **5**
 Qualified Investment Fund **5**
 Dividends **6**
 Domicile **1**

E

Estates **1**
 Estimated Tax **3, 8**
 Exemption **7**
 Extensions **Inside Front Cover, 3**

F

Federal Employer Identification Number **4**
 Federal Income Tax, Changes in **3**
 Fiduciary **1**
 Filing—
 When and Where to File **2**
 Who Must File **1**

G

Gains and Losses From
 Disposition of Property **6, 9**
 Gambling Winnings **2**
 Grantor Trusts **1, 10**
 Gubernatorial Elections Fund Check-Off **4**

H

Health Enterprise Zone Deduction **7**

I

Income—
 Commissions **7**
 Disposition of Property **6, 9**
 Dividends **6**
 Exempt Interest **5**
 Interest **5**
 Mutual Fund **5**
 Net Profits From Business **6, 11**
 Nonresident Estates and Trusts,
 New Jersey Income of **11**
 Other **6**
 Partnership **6, 13**
 Percentage **7**
 Qualified Investment Fund **5**
 Rents, Royalties, Patents, Copyrights **6, 12**
 S Corporation **6, 13**
 Interest **4**
 Interest Income **5**

L

Lottery Winnings **2**

M

Mutual Funds **5**

N

Nonresident Estates and Trusts—
 Calculating Tax for **7**
 Defined **1**
 Income of **11**

O

Other Income **6**
 Overpayment **9**

P

Partnership Income, Distributive Share of **6, 13**
 Patents **6, 12**
 Payment of Tax **Inside Front Cover, 2**
 Penalties **4, 8**
 Period Covered by the Return **2**
 Privacy Act Notification **4**

Q

Qualified Investment Fund **5**

R

Refunds **9**
 Rental Income **6, 12**
 Resident Estates and Trusts—
 Calculating Tax for **7**
 Defined **1**
 Rounding Off to Whole Dollars **4**
 Royalties **6, 12**

S

S Corporations **6, 13**
 Schedule NJK-1 Instructions **13**
 Signature **4**
 Small Business Trusts **2**

T

Tax—
 Payment of **Inside Front Cover, 2**
 Preparers **4**
 Rate Schedule **24**
 Table **16**
 Withheld **8**
 Tax Assistance **Outside Back Cover**
 TaxTalk **24**
 Trusts—
 Charitable Trusts **1**
 Electing Small Business Trusts **2**
 Grantor Trusts **1, 10**
 Irrevocable Trusts **1**
 Nonresident Trusts **1, 7, 11**
 Resident Trusts **1, 7**
 Revocable Trusts **1**

W

Wage and Tax Statement (W-2) **8**
 When to File **2**
 Where to Send Your Return **2**
 Who Must File **1**

When You Need Information

by phone...

Call our Automated Tax Information System 1-800-323-4400 — (within NJ, NY, PA, DE, and MD) or **609-826-4400**. Touch-tone phones only.

- ◆ Listen to recorded tax information on many topics.
- ◆ Order certain forms and publications through our automated message system.

Contact our Customer Service Center

609-292-6400 — Speak directly to a Division of Taxation Representative for tax information and assistance. See website for hours of operation.

Text Telephone Service (TTY/TDD) for Hearing-Impaired Users

1-800-286-6613 — (toll-free within NJ, NY, PA, DE, and MD) or **609-984-7300**. These numbers are accessible *only* from TTY devices.

- ◆ Submit a text message on any New Jersey tax matter.
- ◆ Receive a reply through NJ Relay Services (711).

online...

Visit the New Jersey Division of Taxation Website

Many State tax forms and publications are available on our website at: **www.njtaxation.org**

You also can reach us by email with general State tax questions at: **nj.taxation@treas.nj.gov** Do not include confidential information such as Social Security or federal tax identification numbers, liability or payment amounts, dates of birth, or bank account numbers in your email.

Subscribe to *NJ Tax E-News*, the Division of Taxation's online information service, at: **www.state.nj.us/treasury/taxation/listservic.shtml**

in person...

Visit a New Jersey Division of Taxation Regional Information Center

Regional Information Centers provide individual assistance at various locations throughout the State. Call the Automated Tax Information System or visit our website for the address of the center nearest you.

To Get Forms...

- ◆ Call New Jersey's Forms Request System at 1-800-323-4400 (within NJ, NY, PA, DE, and MD) or 609-826-4400. Touch-tone phones only.
- ◆ Visit our website at:
www.state.nj.us/treasury/taxation/forms.shtml
- ◆ Write to:

NJ DIVISION OF TAXATION
TAXPAYER FORMS SERVICES
PO BOX 269
TRENTON NJ 08695-0269

Who Can Help...

In addition to assistance provided by the Division, other free tax assistance is available for senior citizens, disabled, non-English speaking, and low-income people. Trained volunteers in the VITA (Volunteer Income Tax Assistance) and TCE (Tax Counseling for the Elderly) programs are available to help prepare both federal and State returns at locations throughout New Jersey.

For the location nearest you, contact the Division's Customer Service Center at 609-292-6400 or the Internal Revenue Service.

Paperless Filing

You can use NJ E-File to file Form NJ-1041 for 2018 electronically. Use tax software you purchase, go to a tax preparation website, or have a tax preparer file the return for you. Information on NJ E-File is available from the Division of Revenue and Enterprise Services at: **www.state.nj.us/treasury/revenue/elf1i.shtml**